| | | | | | |
|---|---|---|---|---|---|
| Austria | Sch22 | Indonesia | Rp3100 | Oman | Or 1 |
| Bahrain | Din0.750 | Iran | Rls160 | Philippines | Peso60 |
| Belgium | BFr58 | Israel | NIS3.50 | Portugal | Esc140 |
| Cyprus | C£0.90 | Italy | L1700 | Qatar | Qr9.50 |
| Denmark | DKr10.00 | Jordan | Fils500 | S.Arabia | Rls7.00 |
| Egypt | E£2.25 | Kuwait | Fils500 | Singapore | S$4.10 |
| Finland | Fmk7.00 | Lebanon | £250.00 | Spain | Pta175 |
| France | FFr7.00 | Lux | LFr58 | Sweden | SKr10 |
| Germany | DM2.50 | Malaysia | Rm4.25 | Switz | SFr2.40 |
| Greece | Dr125 | Morocco | Dir8.00 | Thailand | Bht50 |
| Hong Kong | HK$12 | Neth | Fl3.00 | Tunisia | Din0.800 |
| Iceland | Ikr125 | Nigeria | Naira10 | Turkey | L800 |
| India | Rsp15 | Norway | Nkr10.00 | UAE | Dir7.00 |

EUROPE'S BUSINESS NEWSPAPER

# FINANCIAL TIMES

No.30,880 — Wednesday June 28 1989 — ϕ D 8523A



SOVIET UNION

Wind of strife blows across Asia

Page 3


## World News

### Soviet PM yields to elected deputies

The Soviet Prime Minister bowed to the new-found critical voice of the country's elected deputies and abandoned eight intended members of his new government.

Six of the eight were dropped when Mr Nikolai Ryzhkov presented his full government to the Supreme Soviet for confirmation; two pulled out earlier in the face of popular hostility. Page 16

**China train 'bombed'**

The death toll in a dynamite explosion on a Shanghai-bound express train rose to 24 and Chinese state television, broadcasting pictures, said the blast was "man-made". China calls key meeting, Page 4

**Khomeini in waiting**

Efforts were under way to appoint Ahmad Khomeini, the only son of Iran's late spiritual leader, to the post of speaker of parliament. Page 4

**Athens pact fails**

Efforts by Andreas Papandreou, Greece's caretaker Prime Minister, to form a coalition collapsed after a rebuff from the Communist-led Alliance. Page 2

**Price rises shelved**

The Polish Government postponed politically risky decisions on food price rises which were to have been taken this week. Page 3

**Coverage criticised**

Directors of the UK's Observer newspaper said the image of the paper had been tarnished by coverage given to the dispute between the paper's owners, Lonrho, and the House of Fraser over the ownership of Harrods department store. Lex, Page 16

**Moscow may act**

The Soviet ambassador to Turkey indicated that Moscow may use its influence on Bulgaria to try to resolve the problem of ethnic Turks. Page 3

**Savimbi pledge**

Angolan rebel leader Jonas Savimbi quashed speculation he might go into exile but pledged full support for a peace plan to end 14 years of civil war. Page 4

**Strike over Punjab**

An estimated 80 per cent of shops and businesses remained closed in Delhi in a general strike over terrorism in Punjab. Page 4

**Desert truck deaths**

Search parties found the bodies of 12 people, including 11 members of the same family, who lost their way while travelling in a truck in the deserts of southeastern Algeria.

**US cruiser damaged**

A US nuclear-powered cruiser sustained "minor damage" to its bow after hitting the seabed on its way out of the Dutch port of Den Helder.

**Iron Curtain cut**

Wielding giant wire clippers, the Hungarian and Austrian foreign ministers cut a symbolic hole through the Iron Curtain dividing the countries.

**De Klerk summoned**

South African President P. W. Botha "welcomed" F. W. de Klerk back from his European tour with a peremptory summons to Pretoria on the pretext of attending a State Security Council meeting. Page 4

## Business Summary

### Bond cleared to sell off brewing units for A$3.5bn

BOND Corporation, beleaguered Australian beer and media group, reached an agreement with the Australian Stock Exchange which clears the way for Bond to go ahead with the A$3.5bn ($2.7bn) sale of its brewery interests.

Bond, in an effort to reduce its debts, had proposed selling the interests to its subsidiary Bell Resources, but on Monday the exchange suspended shares because the company had not agreed to disclosure requirements. Page 17

ALUMINIUM prices continued their recent slide yesterday, with the cash quotation on the London Metal Exchange closing at the lowest level

**Aluminium**

99.7% purity ($ per tonne)

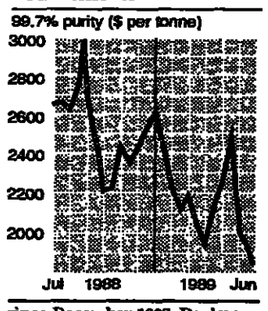


since December 1987. Dealers said the $11.50 fall to $1,852.50 a tonne reflected lack of physical demand and the relatively high level of LME stocks. Commodities, Page 32

TIME rejected the revised $200-a-share takeover offer from Paramount, advising its shareholders that the $12.2bn bid inadequately reflected the full value of the media group. Page 19

CONSOLIDATED Gold Fields, UK mining group, had an "amicable" meeting with Hanson, UK conglomerate, increasing hopes of an agreed deal between the two. Page 17; Lex, Page 16

COATS Viyella's plan to expand its international textile interests by taking over Tootal suffered a setback when the £395m ($610m) bid was referred to UK's Monopolies and Mergers Commission. Page 8; Lex, Page 16

JAPAN and US were set to resume talks on opening Japan's telecommunications market, continuing discussions which began on Monday, a US official said. Page 7

NATIONAL Industrialisation Company (NIC) signed a Saudi Rial 165m ($44m) contract last week with Voest-Alpine Industrien Lagenbau of Austria to build a wire-drawing plant in Jubail, industrial complex on the Gulf. Page 7

SWEDISH consortium, which includes Skanska, the country's largest construction company, and Asea Brown Boveri, has won a SKr6bn ($905m) construction power plant order. Page 7

CHAIRMEN of a number of key French nationalised groups are expected to be reconfirmed in their positions by the Socialist government, to avoid disruptive changes. Page 18

OMNICOM, world's fourth largest advertising agency group, said it was considering making a $100m Euro-convertible subordinated debenture issue. Page 31

T. BOONE Pickens, Texas corporate raider, attacked the Japanese tradition of long-term business relationships between top companies and their subcontractors. Page 31

HATIBUDI, a private company operated by Malaysia's ruling United Malays National Organisation sold its entire 50 per cent stake in United Engineers. Page 20

# EC compromise sets stage for economic union in early 1990s

By David Buchan, Philip Stephens and William Dawkins in Madrid

THE European Community seems set for a major advance towards economic and monetary union in the early 1990s, following a compromise agreement yesterday on moving to the first stage next year and on preparation for changes to the EC's founding Treaty of Rome.

Leaders of the 12 member states agreed that the first stage, involving closer policy co-ordination among finance ministers and central bank governors and full participation of all currencies in the European Monetary System, would start by July 1 next year.

But their most significant agreement, which came only after an Anglo-French wrangle over wording, was "to carry out the preparatory work for the organisation of an intergovernmental conference to lay down the subsequent stages" towards economic and monetary union (Emu).

The minute the Madrid summit ended, key participants fell to disputing the implications of their possibly historic agreement.

Mrs Margaret Thatcher, the British Prime Minister who went to the Spanish capital hoping to head off any institutional changes, said yesterday "there is nothing automatic about going beyond stage one" of the Delors report which maps out a three-stage path to monetary integration.

The report's later stages envisage the eventual creation of a European System of Central Banks (ESCB) and matching fiscal and budgetary co-ordination.

But, in an extraordinary admission of her relative helplessness in the face of an EC majority led by France and West Germany, she conceded that she could do nothing to stop a treaty-revising conference being called by simple majority.

"I have not the slightest shadow of a doubt that I will vote against; I have not the slightest shadow of a doubt that I will be in a minority," she said.

She said her task at Madrid had been to delay that moment, by securing agreement that such a conference "would be preceded by full and adequate preparation," and that it would not start before next July.

This had the effect of hardening up assurances, desired by others, notably Chancellor Helmut Kohl, against an ill-considered rush into changing Germany's constitutional monetary arrangements.

This was initially too cautious for France's President François Mitterrand, who tried vainly to win summit agreement that the Community should have treaty amendments – establishing the ESCB, among other things – in hand before its single market programme comes to its intended close by the end of 1992. The French leader said he wanted to see a conference convened in the second half of next year.

Mr Felipe Gonzalez, Spain's Prime Minister and the summit host, said he would not have believed a week ago that an agreement such as that reached yesterday could have had Mrs Thatcher's name on it.

Mr Jacques Delors, Commission president, said that only a few days ago he favoured immediate convocation of an intergovernmental conference, on a majority of, perhaps, nine states out of 12.

But "given what Mrs Thatcher has said and agreed to," he believed "the results on balance were positive."

According to the summit decision, over the next year the EC committee of central bank governors are to be given the right to take policy initiatives, while EC finance ministers are to start taking seriously their long ignored duty to co-ordinate economic policy.

After stage one, the line of advance is much less clear. Mrs Thatcher stressed the Delors report was "a basis, and not the only basis" for rethinking Europe's monetary future.

Binding EC-level decisions on member states' budget financing, and other elements outlined in later stages of the Delors report, "would be the biggest transfer of sovereignty we've ever had," she said of the UK. She doubted that those EC leaders which were as accountable as she was to their national parliaments could get approval for such a transfer of power.

The UK leader said monetary union – to which for the first time she has unequivocally subscribed – might have to be shorn of the matching fiscal and budgetary co-ordination among the Twelve envisaged by the Delors report.

But Mr Delors challenged her to find any other model that could get consensus in the Community. The 12 central bank governors and five outside experts who had made up his committee and unanimously signed the report ranged, Mr Delors said, from "neo-Keynesians to monetary ayatollahs." There was no other way, he said, though rules on running national economies could be less binding than the report suggests.

Thatcher runs charmingly into an ambush, Page 2; Editorial comment, Page 14

UK Prime Minister Margaret Thatcher confirming her refusal to endose the proposed European Social Charter. Report, Page 2

# Supporters rush to claim historic success

By Our Foreign and Political Staff in Madrid

SUPPORTERS of European economic and monetary union did not hesitate for an instant yesterday before hailing the conclusions of the Madrid summit as an historic commitment.

Mrs Margaret Thatcher might promise tough battles ahead in which Britain would vigorously fight its corner against wholesale transfers of its national sovereignty over economic policy to a new system of European central banks.

Some smaller countries could voice their doubts about whether the proposed pace set by her opponents might be just a little too fast.

But for France, West Germany and Italy, the crucial point was that the Community's leaders had now expressed the political will to push ahead with a process leading to an eventual merging of the Twelve's monetary policies and the creation of a single European currency.

For President François Mitterrand of France the summit marked the beginning of a journey that, once started, would prove impossible to halt. That process would begin with an inter-governmental conference – to be convened in the second half of next year – to amend the Community's Treaty of Rome along the lines suggested by the Delors Committee of central bankers.

Chancellor Helmut Kohl of West Germany, not a leader given to hyperbole, agreed that they had begun a process which would have dramatic implications for the Community's future. Mr Jacques Delors, the Commission President, talked of an "irreversible movement".

Outside the conference hall, officials from several countries played down some of the initial enthusiasm – no one should be expecting to swap their D-Marks or their francs for a new European currency before the year 2,000.

There was also private acknowledgement that the latter parts of three-stage transition proposed by the Delors report left as many questions open as anwered. Most were convinced, however, that just as the establishment of a target for a single European market by 1992 created its own momentum, so too would the Madrid declaration in the area of monetary union.

Even Mrs Thatcher seemed to accept implicitly that she could delay and amend many of the proposals but that she would not in the end be able to scupper it. She had after all signed a declaration stating the Community's "determination progessively to achieve economic and monetary union".

The UK Prime Minister also accepted that stage one of that process – involving tighter Community co-ordination of national monetary and fiscal policies as well as a strengthened European Monetary System – should start next year.

The European Commission will now be drafting new proposals to strengthen the role of the Community's committee of central bank governors and council of finance ministers in the co-ordination of those poli-

Continued on Page 16

# Lower UK trade deficit gives boost to sterling and equities

By Peter Norman, in London

BETTER THAN expected British trade figures for May eased pressure for an early rise in interest rates and boosted the pound, equities and gilts yesterday.

The Department of Trade and Industry reported that the current account balance of payments deficit narrowed to a seasonally adjusted £1.32bn ($2.05bn) in May from £1.76bn in April.

The May figure was significantly below the £1.6bn consensus forecast of City of London analysts, and sharply lower than the £2bn tipped by some nervous traders on Monday.

The latest figures, which reflected record exports and stagnant imports last month, still implied that Britain's current account deficit was running last month at an annual rate of nearly £16bn. However, this was an improvement on the first four months of this year, which indicated an annual current account deficit of nearly £20bn.

The news was welcomed by the Government. Deputising for the Prime Minister at question time yesterday, Mr John Wakeham, told the House of Commons: "The signs that import growth has been slowing down in recent months suggest that the tightening of monetary policy may be now starting to influence recorded trade."

Some analysts were inclined to share this view. Mr Ian Harwood, an economist with Warburg Securities, said: "We have clearly passed the worst as far as the trade figures are concerned. However, it is not clear how fast the improvement will be. It could be slow."

Such caution did not weigh heavily with financial markets. Equities reversed early modest losses to close at their highest level since the stock market crash of October 1987, with the FT-SE index rising 26.8 to 2,206.4.

Gilt-edged stocks bounded ahead by 1¾ points. Money market rates eased, with the benchmark three-month interbank rate back around the 14 per cent bank base-rate level.

By the end of trading sterling had gained 4 pfennigs against the D-Mark and 2 cents on the dollar compared with Monday's closing levels.

UK trade, Page 15; Lex, Page 16; Currencies, World stock markets, Section II

# IRI board set to approve share swap with Paribas and Comit

By John Wyles in Rome

THE BOARD of IRI, Italy's main state holding company, is expected to approve today a share swap which will give Paribas, the French merchant bank, and Banca Commerciale Italiana (Comit) a 2 per cent stake in each other's business.

The operation is apparently seen by both parties as a strategic move in the growing wave of transnational banking alliances.

Following the failure of its bid for New York's Irving Bank last year, Comit has been rapidly reorganising its international strategy, and Paribas has been assiduously developing activities in Italy over the past 18 months.

The value of the shareholdings are not grossly dissimilar; Comit will pay about L80bn ($56.5m) for its stake in Paribas while the French bank will hand over about L120bn to IRI for its 2 per cent.

This will reduce the state's holding in Italy's second largest bank to 57.4 per cent and still leave scope for further privatisation within IRI's stated policy of maintaining a core 51 per cent in each of the three "banks of national interest" which it controls.

The share deal has followed swiftly on Paribas' arrival last November as a shareholder in the Banca Internazionale Lombarda, the merchant bank created by Comit and Italy's largest insurance company, Generali.

Paribas' original 40 per cent holding in Lombarda was reduced in April to 20 per cent when UBS of Switzerland and Italy's Mediobanca joined the shareholders' group, taking 20 and 5 per cent stakes respectively.

For Comit, the attraction of a stake in Paribas lies in the opportunities that could open up in French capital markets and retail banking through Paribas' subsidiary, Credit Du Nord.

Paribas is indirectly strengthening its links with Italy's largest state company, IRI, very soon after allowing Ferruzzi, Italy's second largest private sector group, to become one of its shareholders with a 1.3 per cent stake. Comit's deposits at the end of last year were L70,823bn and net profits L873.1bn, 25 per cent up on 1987.

**Springer in swap with Poligrafici**

Alex Springer Verlag, the leading West German newspaper group, and Poligrafici Editoriale, the Italian regional publishing company, are to take 10 per cent equity stakes in each other. The move will be reinforced by cross-representation on supervisory boards. The co-operation agreement will centre on Italy, officials said, but joint projects were also planned elsewhere in Europe. Financial details of the transaction were not revealed. Page 17


*. . . 9.5 million potential customers right on the doorstep and with 2 free ports and air freight facilities only 40 minutes away – international markets are within easy reach . . .*

*. . . Commercial property and development land at competitive prices, with grants available for construction, refurbishment, research and development and marketing . . .*

*. . . The advice and expertise offered by the local authority is second to none – making relocation painless . . .*

*. . . The choice, size and style of housing is wide with prices well below the national average.*

METROPOLITAN

WIGAN

The Formula For Success.

*Get the facts from Bill Badrock, Head of Economic Development, Wigan Metropolitan Borough Council, PO Box 36, Civic Centre, Millgate, Wigan, WN1 1YD, UK. Telephone (0942) 44991.*

*Photographed at the award winning Kilhey Court, Wigan. Ideal venue for business lunches, conferences and functions.*

## MARKETS

**Norway**
Oslo SE

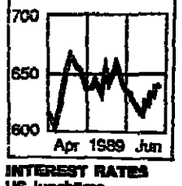


**INTEREST RATES**
US lunchtime
Federal Funds 9½% (same)
3-mth Treasury Bills: yield: 8.31% (8.36)
Long Bond: 108 13/32 (107 31/32)
yield: 8.08% (8.15)
London
3-month interbank: close 13 13/16% (14 7/32)

**STERLING**
New York close
$1.5680 (1.5445)
London:
$1.5655 (1.5450)
DM3.0625 (3.0225)
FFr10.3625 (10.2550)
SFr2.6375 (2.6025)
Y220.75 (217.50)

**DOLLAR**
New York close
DM1.9560 (1.9570)
FFr6.6335 (6.6410)
SFr1.6830 (1.6870)
Y141.80 (141.20)
London:
DM1.9560 (1.9570)
FFr6.6325 (6.6375)
SFr1.6840 (same)
Y141.10 (141.80)

**GOLD**
New York latest
Comex August
$379.8 (378.3)

**STOCK INDICES**
New York close
Dow Jones Ind. Av. 2,526.37 (+14.99)
S&P Comp 328.26 (+1.86)
London:
FT-SE 100 2,206.4 (+26.8)
World: 149.63 (Mon)
Tokyo
Nikkei Ave 33,469.21 (-158.61)
Frankfurt
Commerzbank 1,830.1 (-14.1)

**OIL**
Brent 15-day (Argus) $18.15 (+0.10) (July)
West Tex Crude $20.425 (+0.30) (August)

## CONTENTS

**Violence and instability plague the Dominican Republic**

President Joaquín Balaguer, octogenarian leader of the Dominican Republic, appears to have run out of options to contain growing public disaffection with his handling of the economy Page 6


**South Korea:** Social and political problems of all that success ..... 4

**Management:** Electrolux tries to play coach to odd offspring ..... 11

**Japan and the EC:** New kid on the block ..... 14

**Editorial comment:** Compromise in Madrid; Getting up with the larks ..... 14

**East Africa:** Two worlds aboard the steamship Liemba ..... 16

**Lex:** Markets; Coats; Lonrho; Gold Fields ..... 16

**Survey:** France ..... Section III

| | | | | | | | |
|---|---|---|---|---|---|---|---|
| Europe | 2,3 | Agriculture | 32 | Financial Futures | 40 | Raw Materials | 32 |
| Companies | 10 | Arts-Reviews | 13 | Gold | 32 | Stock Markets | 33-44 |
| America | 6 | World Guide | 13 | International Bonds | 21,22 | -Wall Street | 41-44 |
| Companies | 18 | Law | 10 | Intl. Capital Markets | 21,22 | -London | 33,38,39 |
| Overseas | 4 | Commodities | 32 | Letters | 16 | Technology | 12 |
| Companies | 20 | Crossword | 40 | Lex | 16 | Unit Trusts | 34-37 |
| World Trade | 7 | Currencies | 40 | Management | 11 | Weather | 16 |
| Britain | 8,9 | Editorial Comment | 14 | Money Markets | 40 | World Index | 44 |
| Companies | 23-25 | Euro-options | 40 | Observer | 14 | | |

## EUROPEAN NEWS

**FT Correspondents** report from the summit meeting of European Community heads of government which ended yesterday in Madrid

# Britain refuses to budge on social policy

**By David Buchan**

BRITAIN'S Prime Minister, Mrs Margaret Thatcher, yesterday refused to join the 11 other EC leaders in endorsing an acceleration in the European Commission's social legislation programme.

She had come to Madrid ready to compromise on several issues, but not on her insistence that all social policy except a framework of worker health and safety laws should be made at national level.

At the summit, she told a news conference yesterday, she had "confirmed the refusal" earlier this month of Mr Norman Fowler, her Employment Minister, to agree not only to the Commission's proposed workers' rights charter, but also to speeding up the rate at which the Commission is churning out social legislation plans.

The charter, as presently drafted, would set overall norms for wages, work hours, working age, among other things.

However, her fellow EC leaders are unlikely to take no for an answer. President François Mitterrand plans to try to have the social charter approved during his EC presidency, at the Strasbourg summit late this autumn, and, as on the monetary union issue yesterday, he will be backed by Mr Helmut Kohl. The West German Chancellor yesterday served notice that he wants the workers rights charter and he wants it this year. "In creating the single market we cannot ignore the 80 per cent who are workers," he told a press conference.

Mr Jacques Delors, the Commission president, reacted in some pique at what he called Mrs Thatcher's "failure to pick up the olive branch I offered her". By this, he meant making a declaratory social charter quite separate from social legislation which the Commission had proposed, and would continue to propose, under standard EC legal provisions. In other words, if Mrs Thatcher would put her name to a charter, she need not fear any legislative consequences.

Privately, Mr Delors was irked that Mr Felipe Gonzalez had not pushed Mrs Thatcher on social as much as on monetary issues.

Yet, at the very momemt she was giving way on money, Mrs Thatcher seemed more determined than ever to hold her line against Community encroachment into national social policy-making. "By imposing extra burdens (in the social field), the Community would be making it less competitive internationallly", she complained.

The UK leader appeared to take comfort from her belief that privately many of her EC counterparts recognised that the Community had to play second fiddle to the nation state in social policy. "We might find that our view will eventually prevail," she said.

# Thatcher runs charmingly into an ambush

**By Philip Stephens, Political Editor**

IT COULD hardly have been a coincidence that Mrs Margaret Thatcher chose a black top for her summer outfit as the Madrid summit drew to a close yesterday.

After all she had been tricked again by the perfidious Europeans. Worse still, the Foreign Office had done what it often seems best at – misjudged the mood of Britain's European partners.

So it was far from clear if the tensely gritted smile during the traditional "family" photocall reflected as much her mood towards her own Foreign Secretary, Sir Geoffrey Howe, as towards some of her fellow heads of state. It was the Foreign Office, of course, which had persuaded her that it was time at last for Britain to climb aboard the Eurobus to monetary union in order to keep the temperature in Madrid's Palacio de Congresos a little below the 100 degrees outside.

Not a word was to be uttered about Marxist conspiracies or socialist superstates. Even Jacques Delors, the unwitting author of Mrs Thatcher's infamous Bruges speech, was to be offered the odd, admittedly strangled, compliment.

But what the FO omitted to tell her was that the nasty François Mitterrand had persuaded the easily-led Helmut Kohl that it was time the Community abandoned the bus in favour of a flight on Concorde.

Looking across the table at eyes he once described at those of a Caligula, Mr Mitterrand seemed to have forgotten that he had once likened Mrs Thatcher's mouth to that of Marilyn Monroe.

The Iron Lady's charm offensive, as it was being dubbed by the British tabloid press, could never be enough to deflect a Frenchman in search of a place in the European history books.

From Mr Delors, who now sees heads of national governments as mere mortals compared to European presidents, the reward for her new conciliatory tone could hardly have been more unkind – Mrs Thatcher was, he said, now engaged in a political "striptease".

Mr Kohl's ambitions were a little more modest. After breakfast yesterday morning with the French President, he was apparently prepared to sign up to virtually anything – as long as nothing was actually done until after the West German elections early next year.

Long regarded as "unsound" in Downing Street, he seemed content to let Hans-Dietrich Genscher, his Foreign Minister, swap his role as junior coalition partner for that of puppet-master.

### Mitterrand's habit of keeping everyone waiting became too imperious even for his allies

For Mr Genscher, a Euro-fanatic even by the standards of those eagerly snapping up the Ecu coins minted specially for the summit, it was the perfect opportunity to settle old scores. After all, last month Mrs Thatcher had simply refused to see him during his visit to London.

Sir Geoffrey, who only this week admitted that if Mrs Thatcher fell under the No 12 bus to Brussels he would – ever so reluctantly – seek the key to her current Downing Street residence, was not much in evidence.

After staying up late on Sunday to persuade the Prime Minister to say nice things about, of all things, the European Monetary System, he seemed content to spend his time dotting the "i's" and crossing the "t's" on a series of typically anodyne statements on EC foreign policy. Getting "words", "language" and finally "texts" rather than actually doing anything seemed the object.

Back in the real game, Mr Mitterrand did not have it entirely his own way. His manner, marked by a persistent habit of keeping everyone else waiting for him to arrive late, at times became too imperious even for his allies.

Mrs Thatcher could even claim the satisfaction of an hour or so when he, rather than she, looked isolated. And her approach at least brought a plaudit from Felipe Gonzalez, who emerged as one of the more gracious figures at the summit.

This week, though, was just the first round. In a year or two Mrs Thatcher will be sitting down at a conference she does not want to discuss a goal she does not want. On past evidence the charm may wear a bit thin.

# Shamir's territories poll plan 'welcomed'

**By David Buchan and Andrew Gowers**

THE SUMMIT gave a conditional welcome to the Israeli Government's plan for elections in the occupied West Bank and Gaza Strip, while the EC leaders reaffirmed their own desire to play a peace-making role in the region.

In the first formal statement on the Middle East by EC leaders in nine years, they also said the Palestine Liberation Organisation should participate in any international peace conference held under United Nations auspices to resolve the Arab-Israel conflict.

This marked an advance on the position EC leaders adopted at the Venice summit in 1980, which called for the PLO to be "associated" with the peace process.

On the election plan put forward by Mr Yitzhak Shamir, the Israeli Prime Minister, the Twelve set out terms not far removed from those being discussed by some Palestinian leaders.

The leaders stressed that the elections must take place "in the framework of an overall, just and lasting settlement", must be held in East Jerusalem (as well as in the West Bank and Gaza), and should not prejudge a final negotiation "on the basis of land-for-peace".

The European heads of government were also careful to welcome American peace efforts in the region, in particular Washington's newly-opened dialogue with the PLO.

However, EC states showed yesterday that they continue to lay more emphasis on an international conference on the Middle East - and PLO representation at it - than Washington deems advisable at this stage.

In the last six months, three foreign ministers (from Spain, France and Greece) have been consulting both Israel and the PLO on a peace conference, but have made no headway in persuading Israel to reconsider its refusal to talk to the PLO.

"The European Council launches a solemn appeal to parties concerned to seize the opportunity to achieve peace," the EC statement said.

It "calls upon the Arab countries to establish normal relations of peace and cooperation with Israel, and asks that country in turn to recognise the right of the Palestinian people to exercise self-determination."

In other foreign policy pronouncements, the Twelve expressed the desire for "an intensification of relations between East and West in all fields".

But they regretted that serious human rights violations continue to take place in certain parts of Eastern Europe, with countries such as Romania and Bulgaria in mind.

**Reuter adds from Jerusalem:** The Israeli Foreign Ministry expressed disappointment with the Madrid statement, saying it had hoped for unqualified support.

"The EC would be able to contribute significantly to the advancement of the peace process by expressing full and unqualified support of the Israeli initiative," an official statement said.

"It appears that Europe has not yet abandoned its past and unbalanced formulations which until now have failed to contribute to the advancement of the peace process in the Middle East," it added.

An official said Israel was particularly unhappy that the statement expressed only "interest" in the initiative based on certain conditions.

# Action on VAT and tax evasion

**By William Dawkins**

EC LEADERS gave a push yesterday to long-stalled efforts to reduce disparities in indirect tax rates between the Twelve and to fight tax evasion.

They called for broad agreement by the end of the year on plans to reduce national differences in VAT rates and joint action to curb evasion of savings tax before July 1990, the date when most exchange controls are due to be scrapped.

The summit communiqué voiced concern at the delay in finding "a solution of the problem of the taxation of savings and stressed the need to ensure that the liberalisation of capital movements did not facilitate tax evasion and avoidance."

It asked the EC bodies responsible to take action before capital liberalisation takes effect.

The European Commission earlier this year withdrew plans for a common EC withholding tax rate on savings deposits in the face of widespread opposition led by West Germany.

France had called for a common witholding tax rate a year earlier, as one way to prevent a rush of private savings into less heavily taxed countries following the ending of exchange controls.

Leaders also welcomed the Commission's recent attempts to unblock the impasse over plans to reduce national differences in VAT rates.

Their communiqué "emphasized the need to reach broad agreement on the broad lines of a solution in this area before the end of the year, in order to ensure that the internal market came into operation on schedule."

The original version of the VAT plan, a keystone of the internal market, envisaged a higher and lower tax band for normally traded and for sensitive goods. It attracted fierce opposition from Britain, as well as Ireland, Denmark and Luxembourg.

Brussels offered last month to replace that with minimum rates, with allowances for the continuation of zero rates for an as yet undefined list of sensitive goods.

The Twelve went on to welcome the fact that the new scheme had taken account of the numerous suggestions from individual member states.

Chancellor Kohl (second from right) draws laughter as he arrives late for the "team" photograph. In the front row with him are Mrs Thatcher and Mr Cavaco Silva. In the rear are Mr Genscher, Sir Geoffrey Howe and Mr Haughey

# 'Social aspects of single market important'

*FOLLOWING are key extracts from the communique issued after yesterday's summit:*

*Monetary Union*

1) The European Council restated its determination progressively to achieve economic and monetary union as provided for in the Single Act and recalled at the European Council meeting in Hanover. Economic and monetary union must be seen in the context of the completion of the internal market and in that of economic and social cohesion.

2) The European Council considers that the report by the committee chaired by Mr Jacques Delors which defines a process leading in stages to economic and monetary union fulfilled the mandate given in Hanover.

The European Council felt that its realisation would have to take account of the parallelism between economic and monetary aspects, respect the principle of subsidiarity and allow for the diversity of specific situations.

3) The European Council decided that the first stage of the realisation of economic and monetary union would begin on 1 July 1990.

4) The European Council asked the competent bodies (the EcoFin and General Affairs Councils, the Commission, the Committee of Central Bank Governors and the Monetary Committee):

a) to adopt the provisions necessary for the launch of the first stage on 1 July 1990.

b) to carry out the preparatory work for the organisation of an inter-governmental conference to lay down the subsequent stages; that conference would meet once the first stage had begun and would be preceded by full and adequate preparation.

*Social Affairs*

The European Council considered that in the course of the construction of the single European market social aspects should be given the same importance as economic aspects and should accordingly be developed in a balanced fashion.

The European Council reaffirmed its Hanover and Rhodes conclusions of the achievement of the Internal Market as the most efficient method of creating jobs and ensuring maximum well-being for all Community citizens. . .

The European Council stressed that making the most of human resources through training was a fundamental aspect of economic and social development; it noted the agreement reached on continuing vocational training.

The European Council noted that at the Council meeting on Social Affairs on June 12 the Commission had submitted a preliminary draft Community Charter on Fundamental Social Rights on which an initial debate had been held, leading to the draft conclusions set out in Annex I and accepted by 11 delegations.

The Council will continue its discussions with a view to adopting the measures necessary to achieve the social dimension of the Single Market, taking account of fundamental social rights.

For this purpose the role to be played by community standards, national legislation and contractual relations must be clearly established.

# Debt relief plan for middle-income states

**By William Dawkins**

A SPANISH plan for a European guarantee fund to back loans to indebted middle-income countries is to be examined by EC Finance Ministers.

Latin America, North Africa, the Far East and Eastern Europe would be covered by the system, says the communiqué, which agrees to "take note of the Spanish proposal."

Five member states, led by Britain, West Germany and the Netherlands, had voiced serious reservations when Spain first floated the plan at a ministerial meeting last week.

However, Mr Jacques Delors, European Commission president, yesterday called it the "most realistic and serious proposal so far to show that the EC is not turning a blind eye to the plight of middle-income countries."

It would be conditional on debtor countries reaching agreement with the International Monetary Fund on economic programmes for the following three years, and on private banks accepting lending reductions recommended by the IMF and the European fund.

The plan's critics point out that existing international bodies like the IMF and World Bank are best equipped to provide this kind of assistance.

They also fear it would conflict with the debt reduction plan put forward in March by Mr Nicholas Brady, the US Treasury Secretary, involving the IMF, the World Bank and Japan.

Leaders also voiced general concern about the future of indebted countries. "Their situation was extremely worrying, especially in Latin America, where a solution to this problem was of particular importance for the consolidation and strengthening of democracy," said the communiqué.

# EC leaders agree to halt military trade with China

**By Peter Bruce**

EUROPEAN Community leaders agreed in Madrid yesterday to stop all military trade and co-operation with China as part of a package of sanctions to protest at Peking's bloody repression of democracy demonstrations earlier this month.

The 12 heads of government said they "strongly condemn the brutal repression taking place in China" and called for the examination of any new Chinese requests for trade credit guarantees to be postponed.

Observers said the package of measures against China that came out of the summit was the strongest Western response so far to the new wave of official brutality in China.

In a communiqué issued at the end of the summit, the 12 also promised to:

- Raise human rights violations in "appropriate" international fora and to push for the admittance of independent international observers at Chinese trials and into Chinese prisons.
- Suspend bilateral ministerial and high-level contacts.
- Postpone Community and bilateral co-operation projects with China.

# Brutal repression by Peking condemned

*FOLLOWING IS the full text of the declaration on China issued by the 12 leaders of the European Community at the end of their two-day summit:*

The European Council, recalling the Declaration of the Twelve of June 6, strongly condemns the brutal repression taking place in China. It expresses its dismay at the pursuit of executions in spite of all the appeals of the international community.

It solemnly requests the Chinese authorities to stop the executions and to put an end to the repressive actions against those who legitimately claim their democratic rights.

The European Council requests the Chinese authorities to respect human rights and to take into account the hopes for freedom and democracy deeply felt by the population.

It underlines that this is an essential element for the pursuit of the policy of reforms and openness that has been supported by the European Community and its member states.

The Twelve are aware that the recent events have caused great anxiety in Hong Kong.

In the present circumstances, the European Council thinks it necessary to adopt the following measures:

1) Raising of the issue of human rights in China in the appropriate international fora; asking for the admittance of independent observers to attend the trials and to visit the prisons.

2) Interruption by the member states of the community of military cooperation and an embargo on trade in arms with China.

3) Suspension of bilateral ministerial and high-level contacts.

4) Postponement by the community and its member states of new co-operation projects.

5) Reduction of programmes of culturaql, scientific and technical co-operation to only those activities that might maintain a meaning in the present circumstances.

6) Prolongation by the member states of visas to the Chinese students who wish it.

Taking into account the climate of uncertainty created in the economic field by the present policy of the Chinese authorities, the European Council advocates the postponement of the examination of new requests for credit insurance and the postponement of the examination of new credits of the World Bank.

# Never write off Charlie, they say, but this time he may have blown it

The failure of Irish Premier Haughey's election gamble has left him fighting for his political life, writes **Kieran Cooke** in Dublin

TWO months ago there were few political clouds to trouble the outlook of Mr Charles Haughey, Ireland's Prime Minister. His popularity and that of his Fianna Fail party, in Government for the past two years, had never been higher.

But politics, like Ireland's weather, is unpredictable. Mr Haughey is now fighting for his political life.

On Thursday, he will try to win a vote in the Dail, the Irish Parliament, for his continued leadership of the country. The outcome is by no means certain.

In an election earlier this month Fianna Fail lost votes in key marginal constituencies and now has only 77 of the 166 Dail deputies. If Mr Haughey fails to be nominated as Prime Minister, he might be forced to resign. At the very least it seems certain Fianna Fail will be forced into some alliance or coalition with other parties.

Mr Haughey has few to blame but himself for the present situation. At the end of April his minority administration was defeated on a vote to give more money to haemophilics infected with the AIDS virus.

Mr Haughey had an attack of politician's pique. He accused opposition parties of "ganging up" to defeat his Government on vital fiscal matters.

"An election is necessary because the Government has to be in a secure position to grapple with the country's economic and financial problems," he said. He wanted a Dail majority and felt the time was right.

But Mr Haughey, on the rollercoaster of political life for more than 30 years, misread the mood of the country. He ignored advice against calling an election from Fianna Fail stalwarts in inner-city and rural areas, relying instead on the whisperings of an inner circle of advisers and encouraged by the fighting talk of some of his more gung-ho ministers.

Many feel the restraining counsel of Mr Brian Lenihan, the Foreign Minister who was undergoing surgery in the US, was badly missed.

Mr Haughey fought a lacklustre campaign. He came out of two years isolation from the media to give a series of news conferences extolling his Government's financial achievements, in particular the way the crisis of the national debt had been tackled.

Political conjuror Haughey: may have run out of tricks

"We saved the country from bankruptcy," said Mr Haughey.

He talked about the return of economic confidence.

The electorate was not impressed. Ireland has little local government. Voters used the election to direct anger about local issues at national politicians.

Mr Haughey was forced to admit he had not realised the full extent of anger and frustration caused by his Government's health service cuts. He confessed he had not fully understood the antagonism caused by a fishing rod licence imposed by his Government.

A dispute over low levels of pay in Ireland's armed services reflected badly on Mr Haughey. Accusations of "strokes" and favouritism which had surrounded past Haughey administrations resurfaced. Attention was also focused on Ireland's 18 per cent unemployment and evidence of growing levels of poverty.

Though Fianna Fail lost only three seats and its share of the total vote was only slightly reduced, both the party and Mr Haughey suffered a serious setback. Five times Mr Haughey has tried to gain a majority as Fianna Fail leader. Five times he has failed.

The Prime Minister is now being forced to troll around long time political opponents in an effort to form a Government. For the past two years the main Fine Gael opposition party, traditionally perceived as being to the right of Fianna Fail, and the smaller Progressive Democrats Party, had supported the broad thrust of Government policies. They said that by calling an election Mr Haughey had wrecked the first consensus in Irish politics in years.

Mr Alan Dukes, Fine Gael's new leader, has already had proposals of a Fianna Fail/Fine Gael coalition, with rotating prime ministers and equal cabinet reresentation, dismissed as "totally inacceptable" by Mr Haughey.

The Progressive Democrats, composed mainly of disenchanted former Fianna Fail members, had a disastrous election and now only has six Dail seats. Some of its members have made clear their reluctantance to join in an administration headed by Mr Haughey.

For Fianna Fail ("The Warriors of Destiny") it has been a traumatic time. In power for a total of more than 40 years since it contested its first election in 1932, the party has always seen itself as a nation-wide movement and the natural party of power in Ireland.

Conservative with a small "c" it has been all things to all people. But no more. Vital areas of traditional support, both in working class and in some rural areas, have gone.

The left has been the main beneficiary of a shift in the political ground. The Labour Party and the more left-wing Workers Party both made substantial gains in the election and increased their Dail seats from 15 to 22.

While the revolution is a long way off, the old divisions, based on events going back to the country's 1920s civil war, are breaking down. Many argue that the policies of both main parties are similar and a coalition is the only sensible way to deal with Ireland's problems, in particular the national debt which, despite public service cuts, still stands at more than I£24bn (£21bn) or I£28,000 for every household in the country.

It has also been argued that coalition Government is the natural outcome of Ireland's proportional representation election system. The Labour Party and the Workers Party could become the main opposition in a new Government. A more European style left/right political balance could emerge.

Mr Haughey has let it be known that Fianna Fail is not in the coalition business. He might be swimming against the political tide. "Never write off Charlie" has been the a maxim of the informed and wise for many years.

But Mr Haughey has stumbled badly. People are now waiting to see if Ireland's premier political conjuror can once again produce a magic touch.

FINANCIAL TIMES

Published by the Financial Times (Europe) Ltd., Frankfurt Branch, represented by E. Hugo, Frankfurt/Main, and, as members of the Board of Directors, F. Barlow, R.A.F. McClean, G.T.S. Damer, M.C. Gorman, D.E.P. Palmer, London. Printer: Frankfurter Societäts-Druckerei-GmbH, Frankfurt/Main. Responsible editor: Sir Geoffrey Owen, Financial Times, Number One Southwark Bridge, London SE1 9HL.
© The Financial Times Ltd, 1989.
FINANCIAL TIMES, USPS No 190640, published daily except Sundays and holidays. US subscription rates $365.00 per annum. Second-class postage paid at New York NY and at additional mailing offices. POSTMASTER, send address change to: FINANCIAL TIMES, 14 East 60th Street, New York, NY 10022.

Financial Times (Scandinavia) Ltd, Ostergade 44, DK-1100 Copenhagen-K, Denmark. Telephone (01) 13 44 41. Fax (01) 935335.

# Milosevic frees genie of Serbian history

By Judy Dempsey in Pristina

MONTHS OF careful preparation by Mr Slobodan Milosevic, the Serbian leader, will culminate today in what he hopes will be a massive outpouring of nationalism.

He and his fellow Serbian nationalists are expecting hundreds of thousands of people to descend on the Field of Kosovo in southern Yugoslavia, where 600 years ago today, the Serbian Empire was wiped out by the Turkish army.

It was a battle which, according to one historian, "has no equal in the collective memory of the Serbs." Its anniversary has been used by Mr Milosevic to reassert Serbian power throughout Yugoslavia – creating deep divisions among the country's six republics.

Kosovo, a poor, under-developed province, has been inhabited by ethnic Albanians for centuries – indeed their presence predates the dispersal of the Serbs in 1389.

Over the years, the mostly Moslem Albanians established their own language and way of life and the once-dominant Serbian culture was diluted to a shadow of its former grandeur.

The Serbs had a brief moment of revenge in 1913, when, during one of the Balkan wars, they attempted to reimpose control over the region.

Efforts to regain a presence in a region which is regarded as the cradle of Serbian culture, persisted through the inter-war period, when large tracts of land were confiscated from ethnic Albanians and distributed to Serb families who were persuaded to return to their homeland.

This was conveniently omitted from a recently published official Serbian history on Kosovo.

After the Second World War, the Serbs continued to aspire to gain control over Kosovo. Oppressive measures deployed in the region by Mr Aleksander Rankovic, Marshal Tito's right-hand man, who was finally toppled in 1966, built up deep animosities between ethnic Albanians and the Serbs.

Two years later, these latent nationalist conflicts burst out onto the streets of Pristina, Kosovo's capital. Tito responded by granting the ethnic Albanian majority language schools, books and newspapers.

And in the 1974 constitution, Tito carved two autonomous provinces out of the republic of Serbia – Kosovo, and Vojvodina in the north: one of his aims was to pacify the ethnic Albanians. His other long-term goal was to contain Serbian influence in the Federation.

Elected party leader of Serbia in 1987, Mr Milosevic was determined to undo the perceived injustice of the 1974 Constitution.

Backed by the Serbs, he tapped their deep nationalist feelings. Last year, month after month, the Serbian media, a virtual mouthpiece for Mr Milosevic, accused the 1.8m-strong ethnic Albanian majority in Kosovo of intimidating the 200,000 Serbs into quitting the province altogether.

As a means of stemming this exodus and redressing an historical wrong, Mr Milosevic campaigned to bring Kosovo back into the fold of Serbia. Having achieved this, the other Yugoslav republics now fear the consequences of an enlarged Serbia.

Their anxieties are based on the methods Mr Milosevic has deployed.

Ethnic Albanians who resisted the changes in the Constitution, have been sacked from their jobs, purged from the local Communist party or have been imprisoned. Many journalists have also been expelled from the party. Rijlinda, the ethnic Albanian party daily, dutifully echoes the views of Serbia.

The police presence in Kosovo is high. The local party, led by Mr Rahman Morina, can boast little confidence among the ethnic Albanian community.

Disagreement over Kosovo has shattered the fragile unity of the Yugoslav federation.

The liberal northern Republic of Slovenia has repeatedly criticised the use of force in the southern province, especially in March when 22 Albanians were killed in riots.

Mr Milosevic has dismissed Slovenian charges as interference: but the other republics see Kosovo not as a Serbian problem, but a Yugoslav one.

They see the rise of nationalism as a failure of a repressive political system.

Slovene and Croat party officials argue that any solution to this growing nationalism must be sought not on the streets but through independent political institutions. Ethnic Albanian intellectuals agree.

Despite accusations by Serbia that they wish to join with neighbouring Albania, the Albanians continue to insist that the unity of Yugoslavia can only be maintained through liberalising the political system.

# Summer heat brings Soviet discontent to the boil

## Winds of ethnic strife are strengthening across Central Asia, writes **Christian Tyler** from Turkmenia

A HOT wind of ethnic strife is blowing across Soviet central Asia, spreading alarm and bewilderment among all nationalities – including the white settlers from European Russia.

The underlying causes of the pogrom in Uzbekistan of Meskhetian Turks earlier this month, which left about 100 dead and thousands homeless, are still disputed. Certainly no one pretends that the first official explanation of the worst racial clash in Soviet history – hooliganism triggered by an argument about the price of strawberries – will do.

But the raw materials of the Uzbek conflagration are to be found right across the Soviet Union's Asian empire. There have been disturbances in Kazakhstan; and in Uzbekistan's other neighbour, Turkmenia, officials were last week re-assessing the meaning of an incident in their own capital city on May Day.

In Turkmenia it was ice-cream, not strawberries, that was held to blame. The accepted version is that, as the temperature soared towards its summer daytime mark of well over 100 deg F (40 deg C), state stores ran out of ice-cream and the co-operatives seized the opportunity to sell their own supplies at three or four times the usual 20 kopeks a scoop.

According to an eyewitness, the youths who smashed the windows of the co-operative stores in Ashkhabad were only teenage hooligans, possibly intoxicated by alcohol or drugs. But others observed that among those who run the new, semi-private co-operatives are Armenians from the Caucasus, regarded by the Turkmen majority as profiteers. There were rumours of banners carrying nationalist and religious slogans.

Racial hatred and religious fanaticism are simple and convenient explanations for such incidents – in Moscow as well as in the West. But in Turkmenia, at least, they are probably wrong explanations. The catalyst for outbursts of "racial" strife in Central Asia is almost certainly economic.

In any country "outsiders", especially successful ones, are customary targets when rising economic expectations are dashed. Meskhetian refugees say they had always lived in peace with their Uzbek hosts. If so, it could be hypothesised that the Meskhetians were a vicarious target, standing in for the rulers whose system is accused of failing to deliver – the Russians themselves.

In Ashkhabad last week, well-educated Turkmens were insisting there was no tension between the races, nor between the Turkmen majority and the Russians. The daily life of the city seemed to bear them out. But a leading technocrat said he could not dismiss the possibility of racial unrest. The ice-cream riot, he said, probably concealed something deeper and more difficult to analyse: a combination of urbanisation, overcrowding, unemployment and inflation.

Since their conquest by the Tsar's army 100 years ago, the Turkmens have been seen by Western experts on the region as largely passive, even willing, beneficiaries of Russian civilisation. Those who refused to be herded into collective farms found refuge over the border in Iran and Afghanistan, where well over 1m Turkmens still live today.

**Demonstrations have been reported from new centres in the Soviet republic of Kazakhstan, with more protests at food shortages and high prices charged by immigrant shopkeepers, writes Quentin Peel in Moscow.**

**A mass demonstration is said to have occurred two days ago at the Communist Party offices in Shevchenko, near Novy Uzen where five people have died in unrest. Protesters sought expulsion of "Caucasian nationals", better food supplies and the closure of co-operatives. Another demonstration occurred in Kulsary, further north.**

With one of the highest birthrates in the Soviet Union, the Turkmens now comprise about 70 per cent of this desert republic's population of 3.5m. They are becoming the majority even in the Russified capital, entirely rebuilt after an earthquake in 1948.

Yet despite this natural majority and despite the new freedom of speech encouraged by Mr Mikhail Gorbachev, no unofficial leaders nor lists of nationalist demands have emerged. Nevertheless, the Russians live in constant expectation of such demands and are showing greater circumspection than ever as they lose their demographic grip.

Although bordering Iran, Turkmenia seems unlikely to catch the infection of Islamic fundamentalism. Turkmens are Sunni Moslems, and regarded as somewhat freewheeling at that. The chief Imam of Ashkhabad, Hasratkuli Khanov, denied that there was any anti-Soviet religious unrest.

Interviewed in the house that serves as the city's only mosque (a real mosque is under construction nearby), he said: "We have no such elements. I have heard of no religious strife. We keep to the pure Koran and street demonstrations are prohibited by the Koran."

But the economic pressures may be building faster than the ability of the republic's government to deal with them.

The true unemployment rate is known only to the Communist party. It is said to be high, although not yet serious enough to prompt migration. On the other hand, cost of living increases – partly due to the freeing of local farm prices – are plain enough to all, and especially to the citydwellers.

For most Turkmenians price rises are the only sign so far of *perestroika*. Despite the arrival of a new Communist party secretary and the removal of corrupt or incompetent leaders, the process of reform has hardly touched this outpost of empire yet.

Political leaders say they look forward to receiving an economic price for the republic's main export commodities, cotton, oil and gas. But the shopping list they have presented to Moscow looks typically old fashioned: salary increases for working in the heat, more infrastructure and housing and better television reception.

Public opinion is said to be less than impressed with the performance of the republic's government and Turkmenia's delegates to the recent Congress of Deputies in Moscow were described by a well-placed Russian journalist as the tamest and most disciplined of all.

On the surface, the achievements of the Russian colonists of Turkmenia have been impressive indeed. The cultivable area has been vastly expanded by irrigation from the Kara-Kum canal, the world's longest, and built largely with convict labour.

But the republic's lifeline now turns out to be part of a regional ecological disaster to rival the nuclear fire at Chernobyl. The cost in terms of death, disease and crop destruction of the poisonous clouds blown down from the shores of the vanishing Aral Sea has yet to be fully quantified – and so has the political fallout.

The lesson of Turkmenia is that in the hot south of the Soviet Union racial and religious tensions are easily exaggerated, while economic grievances are too easily underestimated. Perhaps most worrying of all is that so few people in authority there seem to be asking themselves the questions.

# Bonn told of poison gas suspicions

By David Marsh in Bonn

THE US government has told West Germany of suspicions that a Düsseldorf-based company has helped arrange shipments of chemicals to Iran which could be used for making poison gas, West German officials said yesterday.

Mr James Baker, the US Secretary of State, passed on information over the alleged transaction to Mr Hans-Dietrich Genscher, the Foreign Minister, during the latter's visit to Washington last week.

Officials say Bonn has asked Mr Kharim Ali Sobhani, an Iranian diplomat connected with the affair, to leave the country. However, Tehran says the Iranian official left Bonn "some time ago" to return home.

The Düsseldorf company - which Bonn yesterday refused to name - is said to have been involved as an intermediary in organising supplies of chemical feedstocks to Iran from a non-German source, possibly India. West German agencies are investigating the company to determine the extent of its involvement.

The latest US move comes in the wake of well-publicised US government suspicions that West Germany helped both Libya and Iraq gain access to poison gas supplies.

# Polish price rises to be delayed

By Christopher Bobinski in Warsaw

**THE POLITBURO of Poland's Communist Party yesterday directed the government to "rein in" price rises.**

**Before the Politburo meeting, the Warsaw government had already put off politically risky decisions, which were to have been taken this week, about food price rises.**

**The Politburo directive was disclosed by Mr Wladyslaw Baka, the party secretary reponsible for the economy, in a television interview. "We have instructed the Government to rein in price rises until a prices policy is put together by the new government," he said.**

**Mr Baka is favoured by the opposition Solidarity movement for the post of Prime Minister and argued last year for a freeze on prices and wages to control inflation.**

**Since last autumn when Mr Mitcayslaw Rakowski became Prime Minister economic decision-making has been solely in the hands of the Government. The Politburo meeting gave the initiative to Mr Baka.**

**Some members of the Government, including Mr Ireneusz Sekula, the Deputy Premier in charge of the economy, have been arguing that higher prices should come in at the beginning of next month, in view of a mounting budget deficit and diminishing supplies in the shops.**

**Debate over price rises, which risk unleashing industrial unrest, comes after Solidarity's victory in elections this month, amid much uncertainty as to the composition of a new government, as well as doubts as to whether General Wojciech Jaruzelski, the party leader, will command a sufficient majority in Parliament to be elected President.**

**The OPZZ official unions have called for a price freeze until a new government is installed.**

**● Mr Algirdas Brazauskas, the Lithuanian Communist Party leader, on a three-day visit to Poland has said that re-transmission of Polish television for Poles living in Lithuania was a matter "for the future."**

**Re-transmission of Polish television programmes is one demand being put forward by representatives of the 300,000-strong Polish minority in Lithuania which is fuelling tension between them and the Lithuanian Sajudis reform movement. The latter is seen by Poles as doing too little to respect their cultural autonomy.**

**Lithuania is also refusing to recognise officially a Polish consul already resident in Vilnius, the Lithuanian capital, until Poland accredits a Lithuanian in Warsaw.**

## Papandreou fails in bid to form coalition

**Efforts by Mr Andreas Papandreou, Greece's caretaker Prime Minister, to form a coalition collapsed yesterday after a rebuff from the Communist-led Alliance, agencies report.**

**Doctors said the health of the Premier – close to death at the weekend – was "continually improving". But Mr Charilaos Florakis, the Alliance leader, said after hearing proposals from Mr Papandreou's Socialists that he still preferred a national unity government, rather than a Socialist-Communist coalition, as a solution to the political crisis that has gripped Greece since elections on June 18.**




# If your computers aren't getting on, how do you expect your company to?

If you want your business to get ahead you need to be sure you get the most from IT systems. But there could be one big stumbling block in the way of this.

Surprisingly it's your computer systems.

These days many companies use more than one make of computer. But, because of incompatibility, one computer system may decide it won't work with another.

So your company could be missing vital opportunities.

By adopting an 'Open Systems' way of working you can change this sorry state of affairs.

'Open Systems' makes it possible for different computers to work together in harmony.

Many leading companies are already working towards this to improve their competitive edge. You can too.

Start by calling DTI's 'Open Systems' line on 01-215 2521, or send for the information package.

Can you seriously afford to turn your back on such an opportunity?

Post to: Department of Trade and Industry, FREEPOST, London SW1E 6YZ. ☎ Or call 01-215 2521.

Name____ Position____

Name of Firm____ dti

Address____

Postcode____ Telephone____ No. of employees____

Is your business primarily involved in: Construction ☐ Manufacturing ☐ Service ☐

Any other please specify____

the Enterprise initiative

FT30A

## OVERSEAS NEWS



An explosion on this Shanghai-bound express on Monday left 24 dead. Chinese television said the blast was "man-made" but it was not clear if it was the work of dissidents.

# China calls meeting of key Congress committee

By Peter Ellingsen in Peking

THE CHINESE authorities have decided to convene a showpiece gathering tomorrow of the standing committee of the National People's Congress, the country's parliament.

Unlike the full session of the Congress held earlier this year, when some delegates openly criticised the Government, this week's meeting will allow no independent analysis. The official New China News Agency said that the agenda would be "guided by the principles adopted by the party's central committee."

Like the nation, the schedule of the Congress has altered. The standing committee will be meeting, therefore, not to debate the democratic reforms placed on its agenda during the heady days of May, when hundreds of thousands of people choked Peking's streets to pursue political change, but to rubber stamp the hardline views of Deng Xiaoping and the Communist Party's central committee.

As the official media described it, instead of taking part in debate, delegates will "study" and "listen" to the views of the elderly rulers who followed their crackdown of street protest in the main cities with a widespread purge.

The news agency said, as if such confirmation were necessary, that a plan by the Congress to discuss a draft law on greater press freedom had been shelved and that further measures "must be adopted" to screen companies.

"The drafting of a press law must be further enhanced by drawing on the experience and lessons of the press's guiding role in quelling the recent turmoil and counter-revolutionary rebellion," the agency said.

No mention is made of the proposed debate on democratic reform, but it's clear that, along with an end to qualified freedom of the press, the leadership has moved to end any real political discussion.

Despite decisions by the World Bank and Japan to freeze new loans, Peking is continuing with the purge, liberal party chief Zhao Ziyang being its most prominent victim. Some 2,400 people are believed to be now under arrest for their part in the pro-democracy movement.

# Tough at the top in South Korea

## Maggie Ford on the social and political problems of all that success

A GROWTH rate of 7.5 per cent and a current account surplus of $8bn would be cause in any country to bring out the champagne and promote the finance minister – although 7 per cent inflation would take some of the fizz out of the fun.

Yet many South Koreans are unhappy with the way this success is making itself felt in their daily lives and at the same time believe their country is facing economic crisis.

So much so that last week the Government was forced to introduce a package of measures to deal with the problem.

The gloom reflects a failure of public perception to catch up with reality. For South Korea, like many countries in Asia, is undergoing a process of transition.

For each of the past three years South Korea has experienced growth of more than 12 per cent, the highest in the world. This was based on exports increasing at rates of as much as 40 per cent a year leading to current account surpluses which last year reached $14bn. Low wages and low inflation were enforced by an authoritarian government which repressed trade unions and kept the lid on consumption with high taxes.

The results of this success, accompanied by the move towards democracy in 1987 have been exceptional pressure for trade liberalisation, especially from the US, an outbreak of labour disputes followed by high pay rises, and a flood of liquidity into the economy. This has pushed up speculative financial activity especially in the stock market and in real estate.

Lately the Government's policy has been aimed at producing a more balanced economy in which domestic demand took from exports a share of responsibility for growth. Higher wages have placed purchasing power in the hands of more people.

At the same time the appreciation of the won has put pressure on companies to move upmarket in the case of high technology industry or offshore in the case of other products.

Most analysts have regarded this policy as being sensible and responsible and Seoul escaped being named by the US as an unfair trader.

However, the Government appears not to have bargained for the wave of speculation and conspicuous consumption which has swept the country this year. Big businesses delayed investment in new plant, instead playing the stock market or buying land.

Apartment prices have rocketed (a small apartment in Seoul now costs nearly $¼m), creating a backlash mong the middle class and outrage from workers who have not been able to find a place to rent, much less buy. In turn the grievances have fed into pay bargaining, pushing wage rises above 20 per cent and prompting business leaders to demand police help to suppress unions.

**S.Korea**

All cities consumer price index for housing annual % change

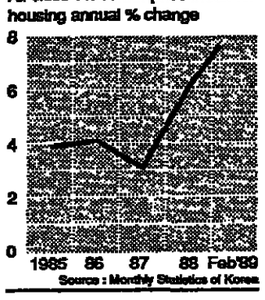


Source: Monthly Statistics of Korea

The package of wage and price controls announced last week is intended to tackle these problems. Pay deals are to be limited to single figures and an independent national committee, including representatives of unions, management, politicians and economists, is to be set up to mediate in pay disputes.

Charges for utilities and transport and other public-sector costs are to be curbed, and the target for increase in the money supply is to be set below the current 18 per cent.

Opposition leaders maintain that the measures are unlikely to be adequate. Restricting wage rises to single figures is likely to fuel further charges of unfairness, they say. And no broad welfare policy has been announced to deal with inequalities in housing, education and medical expenses which are also the subject of complaint.

Moreover, they say, speculators cannot be dealt with unless they can be taxed. At present, transactions can be made in false names and South Korea has no capital gains tax or tax on unearned income.

The measures offer some help to big and small industry, especially investment incentives, and the tight money supply policy is likely to restrict stock market speculation for the time being. But that in itself conflicts with the Government's plans for orderly growth of the market before it opens to foreign investors in 1992.

In some ways the Government has itself to blame for the public perception that the economy is in trouble. For months it has been issuing figures which give the false impression that South Korea is suffering a trade deficit.

Newspaper articles, perhaps designed to reduce public support for trade unions, have often exaggerated the seriousness of labour disputes. Earlier in the year, the public was given to believe that trade concessions to the US could cause the breakdown of important industries.

The result is a crisis atmosphere. In fact, South Korea appears to be undergoing a successful transition in its macro-economy and a belated realisation that its internal fiscal arrangements are in dire need of modernisation as it becomes a developed country.

## DAEWOO SHIPBUILDING WORKERS BACK PAY ACCORD

STRIKING workers at South Korea's second largest shipbuilder have accepted a a pay package and are expected to return to work soon, company officials said yesterday, Reuter reports from Seoul.

A spokesman at Daewoo Shipbuilding and Heavy Machinery Company said 58 per cent of 8,000 union members supported the pay accord in a ballot. "We expect workers to report to work tomorrow. But there is a possibility that radical workers will obstruct normal operations".

Labour disputes partially disrupted the hugely-indebted Daewoo yard in the southern island of Koje for more than three weeks before the workers went on a full strike on Friday. The dispute has cost the yard £41m in lost sales, the spokesman said.

Last week, trade union negotiators accepted an offer of a lump sum in wages and bonuses next January to compensate for a wage freeze this year. Militant union leaders rejected the deal and called the full strike. On Monday, in the face of a management threat to close the yard permanently if the strike continued, they decided to put the pay deal to a vote of all members.

The Government, which earlier this year promised an aid package involving loans of up to £388m for the ailing yard, has said it would use a force of 10,000 combat police to break the strike.

The Daewoo shipyard is saddled with a debt of £1.16bn, but, thanks to a recent upturn in world demand for ships, it also has about £850m worth of orders on the books. Government officials have warned that a collapse of the yard would severely hit the regional economy.

# Outlook for Nigeria improves says report

By Michael Holman

NIGERIA'S military government will maintain both its economic reform programme and fulfil its commitment to a return to civilian rule by 1992, predicts a report on the country's prospects.

The study by the Economist Intelligence Unit, the London-based research organisation, forecasts that Nigeria's economy will "grow modestly in real terms, with momentum picking up in 1992-3", when growth is expected reach 5.1 per cent.

The report presents what it regards as less likely alternatives, which include the danger of a junior officers' coup. But it argues the popularity and astuteness of President Ibrahim Babangida tips the balance in favour of a successful transition, notwithstanding the riots that took place in May.

Production of oil, Nigeria's main foreign exchange earner, is projected to grow from 1.35m to 1.45m barrels per day in 1990 to 1.6m bpd in 1993. By the end of the century gas is expected to rival oil as an export.

Differences will continue between the Government and the International Monetary Fund over the value of the Naira. The report anticipates a fall in the average exchange rate of 22 per cent in 1992, to N13.8 to the dollar.

*Nigeria to 1993: Will Liberalisation Work?, The Economist Intelligence Unit, 40 Duke Street, London W1A 4DW. Tel: 01 493 6711. Europe £125, North America $260.*

● The Nigerian Government announced that six universities closed after student-led riots in May would stay shut until March 31, 1990, Reuter reports from Lagos.

Another two would stay closed until September 30 this year, Mr Jibril Aminu, Education Minister, said.

# Plan to make Khomeini's son Majlis speaker

By Kamran Fazel in Tehran

EFFORTS were under way yesterday to secure Ahmad Khomeini, the only son of Iran's late spiritual leader, the post of speaker of parliament (Majlis) in another sign of the Iranian leadership's desire to project an impression of unity following Ayatollah Khomeini's death on June 3.

Tehran Radio said 205 deputies of the 270-seat Majlis asked Ahmad Khomeini "to strengthen and guide this major legislative pillar in the country's decision-making." The English-language Tehran Times said Mr Ali Akbar Hashemi Rafsanjani, the current speaker, was among Majlis deputies who had urged Ahmad Khomeini to become speaker after his own departure. Mr Rafsanjani is widely expected to be elected president on July 28.

The call for Ahmad Khomeini, 42, to join parliament could avert a confrontation over the presidency with Mr Rafsanjani. Ahmad was his father's chief secretary, but has held no government position.

His sister, Ms Zahra Mostafavi, told the Washington Post after their father's death that Ahmad had wanted to become president since 1981, but the Ayatollah forbade him to seek office in his lifetime.

# Former IMF chief urges greater say for members

By Simon Holberton, Economics Staff

THE GROUP OF FIVE leading industrialised countries impose their will on the other members of the International Monetary Fund and there is a need for non-G5 countries to organise themselves more effectively, a former IMF managing director said yesterday.

Dr Johannes Witteveen endorsed in London yesterday a plan* developed by Mr Stephen Marris, an international economist, to give a greater say to the 150-odd countries which are currently excluded from G5's deliberations on international economic policy.

Mr Marris calls for agreement among non-G5 countries to build an organisation of no more than 10 constituencies to lobby the G5 at summits.

It is proposed that a group of influential non-G5 countries take the initiative and form an informal group. This group could include three European countries, three Asian, two Western Hemisphere, one African and one Middle-Eastern.

Dr Witteveen said Mr Marris's plan was a way of reinjecting co-operation and consensus-building into international decision-making on world economic issues.

**World Economic Summits, World Institute for Development Economics Research, Annankatu 42C, 00100 Helsinki, Finland.*

# Delhi closed down by Punjab protest

By K K Sharma in New Delhi

AN estimated 80 per cent of shops and businesses were closed in Delhi yesterday in response to a general strike call by the Bharatiya Janata Party (Indian People's Party) in protest against the Indian Government's failure to check terrorism in the north-western state of Punjab.

The BJP is closely allied with the Rashtriya Swayansewak Sangh (RSS), the militant Hindu nationalist organisation whose members were attacked with bombs and automatic weapons in Moga, Punjab, on Sunday morning.

Twenty five RSS workers were killed and another 22 injured in the attack by Sikh terrorists thought to be making yet another attempt to provoke a Hindu backlash.

But as with earlier massacres in Punjab, no violent Hindu backlash was forthcoming. However, growing indignation among members of India's majority community has been evident.

A near total *bandh* (general strike) was organised in Punjab and the main towns of its neighbouring states on Monday to protest against the killings and the Government's failure to check them.

This was followed by the *bandh* in Delhi yesterday, which enabled the BJP and the RSS to show that they command a considerable following in the Indian capital.

As in Punjab on Monday, yesterday's *bandh* went off without communal incidents in Delhi where Sikhs are in a minority and where many of the majority Hindus have their origins in Punjab.

Speakers at rallies organised by the BJP made it clear that the protest was not aimed at the Sikhs but was being made to underscore the Government's failure to check violence in Punjab.

If such violence continues in the state, terrorism could become a major issue in the campaign for the coming general election. Mr Rajiv Gandhi's ruling Congress-I party is widely thought to have an edge over the combined opposition parties because of the latter's inability to focus on any major issue against the Government.

In speeches made by BJP leaders, it was evident that they will make terrorism in Punjab one of the main issues in the campaign. Punjab has been under President's Rule – direct government by New Delhi – for just over two years. Recently, government spokesman have been claiming that terrorists are on the run in Punjab.

This claim was belied in Sunday's attack when it became clear that the terrorists can still strike at will. About a fortnight ago, Sikh terrorists struck in the heart of New Delhi when eight people were killed in bomb explosions.

# Botha 'spoils' de Klerk return from Europe

By Anthony Robinson in Johannesburg

President P.W. Botha yesterday "welcomed" Mr F.W. de Klerk back from his European tour with a peremptory summons to Pretoria.

The pretext was a meeting of the State Security Council, chaired by Mr Botha, for which Mr de Klerk had to cut short an airport news conference.

By publicly flaunting the constitutional powers he retains as State President, Mr Botha once again underlined his lack of support for the man who tried unsuccessfully to persuade him to stand down so that Mr de Klerk could fight the general election on September 6 as President, as well as party leader.

Mr Botha's refusal to accept graceful retirement, and his insistence on exercising the wide powers given to him by the Constitution, have provoked widespread anger in the party.

Mr Botha's latest thinly-veiled insult to Mr de Klerk follows his refusal to attend a farewell banquet arranged by the party in his honour.

He announced that decision only hours before Mr de Klerk flew off to London on the first leg of his European tour, a move intended to humble Mr de Klerk who was received by foreign leaders as South Africa's president-in-waiting.

The party fears that Mr Botha's brooding presence and unpredictable behaviour could harm its electoral prospects and undo the advantage it hopes to reap from Mr de Klerk's cordial reception by European leaders.

# Kibbutz industries raise sales 8% in spite of debt burden

By Hugh Carnegy in Jerusalem

INDUSTRIES run by Israel's debt-ridden kibbutz co-operatives managed to increase sales by 8 per cent last year, in spite of the huge loan crisis facing the movement.

Exports rose by 18.7 per cent and accounted for one third of the Shl 3bn (£1bn) sales, according to figures published by the Kibbutzim Industries Association. But a 36 per cent slump in investment signalled the profound difficulties stemming from the debt burden which the 400 kibbutz industrial enterprises have to overcome.

The association, which estimates an average profitability of about 2 per cent of sales, said the outlook this year was one of stagnation.

The co-operatives account for nearly one tenth of the country's industrial output, and this will be crucial to their recovery – industrial output has long outstripped the traditional kibbutz activity of agriculture.

The movement owes Shl 6.7bn. Under a government-sponsored rescue package due to be finalised soon, Shl 1.6bn will be written off by the state and the banks. A further Shl 3.2bn will be rescheduled over 25 years, with a lengthy grace period.

Conditions attached to the rescue will end the financially disastrous practice of kibbutzim guaranteeing each other's loans. It will also stress that in future kibbutz enterprises will have to stand or fall like any other business.

This implies a profound restructuring, which will cut across the traditional kibbutz ideology. This ran the businesses as collectives, with rotating managers, fixed labour commitments and no outside equity capital.

The 400 kibbutz businesses cover a wide variety of industries but are dominated by plastics, metals and food processing. They range in size from the tiny to the kibbutz which invented and produces Epilady hair removers and has a turnover of $100m a year.

Mr Amos Epstein, chairman of the association, said the kibbutz enterprises were now looking for outside partners for the first time. Some might incorporate themselves as limited companies with external equity.

This will inevitably mean some layoffs, previously anathema to the movement. "It will be painful, but there is no choice," Mr Epstein said.

The kibbutz are not the only sector facing employment problems as an attempt is made to restructure the socialist-oriented economy. Mr Shimon Peres, the finance minister, responded this week to attacks on him over unemployment of 8.3 per cent by saying efficiency must take precedence over employment for the economy to prosper.

# Savimbi denies self-exile plan

MR Jonas Savimbi, the Angolan rebel leader, has quashed speculation that he might go into exile but pledged full support for the peace plan to end 14 years of civil war, Reuter reports from Jamba.

Eighteen African heads of state in Zaire on Friday forged a reconciliation between Mr Savimbi's Western-backed National Union for the Total Independence of Angola (Unita) and the Luanda government, but left Mr Savimbi's future unclear.

"If you don't defeat a man you can't send him into exile," Mr Savimbi told reporters on Monday at his Jamba headquarters, in the south-eastern Angolan bush.

Mr Savimbi described as unfortunate a suggestion by Mr Kenneth Kaunda, the Zambian President, that Mr Savimbi would leave Angola temporarily while the peace process got under way. He said his own role was not discussed at the Zaire summit.

Delegations from Unita and Luanda are in the Zairean capital Kinshasa to work out further details of the peace plan, with Zaire as mediator.

# Soviet influence pervades all sectors of life in Afghanistan

## Christina Lamb looks at Moscow's stranglehold over debt-ridden and economically dependent Kabul

BEHIND the huge cement walls is the Wattan nursery or "orphanage of the homeland." Inside buildings guarded by tanks, tables are laid out with pamphlets proclaiming "heart of Moscow", while on the walls are photos of soldiers and poems dedicated to "the heroes of Jalalabad."

The books and signs are all in Russian – every year half the 500 Afghan children admitted go to the Soviet Union, Czechoslavakia, Hungary and Mongolia to study along with some of the 2,200 orphans from sister organisations in 19 provinces. There are presently 1,800 Afghan students between the ages of 6 and 12 studying in Eastern bloc countries and another 2,000 a year visit the Soviet Union for summer camp.

Mr Nafas Jahid, the director of the orphanage explains "they have to be taught that their parents were killed because of western imperialism." The Soviets may have failed militarily in transforming Afghanistan but even taking the most modest figures, for the last two decades they have been annually training some 2,000 students and 1,500 civil servants. Russian is the most widely used language and more than 80 per cent of Afghan intelligentsia, technicians and bureacrats are Soviet trained.

Soviet influence is not just ideological – since 1950 there has been increasing Soviet penetration into the economy. All major resources are transferred and processed by Soviets. By 1978 Afghanistan was host to 4,500 Soviet technicians – the largest number in any one foreign country.

Mr Nasim Rizvi of Pakistan's Institute of Strategic Studies says: "They tried forcible Sovietisation of Afghanistan but when that failed they changed tactics, not the objective."

Afghanistan is landlocked and unlikely to complete a planned rail link with Iran for 20 years and its relations with Pakistan are always unstable, meaning the only in and outlet is the Soviet Union. Although Pakistan gave transit facilities through Karachi port, today only 2 per cent of total trade passes through Karachi and by 1985 more than 65 per cent of foreign trade was with the Soviet Union.

The Soviets are the sole customer of Afghan gas, citrus fruits and Czech-made cement which, in a bizarre deal, is swapped ton for ton with poorer quality Soviet cement. The Soviets have started mining high-quality iron, copper, chrome, lead, zinc, bauxite and according to unconfirmed reports uranium.

The Afghan economy is now so enmeshed with that of the Soviet Union that whatever government takes power in future will be unable to free itself. Even if Prince Sadruddin, the UN co-ordinator, manages to raise his target $1.1bn for reconstruction, this is far from enough. Inevitably the Soviets will remain a major influence.

In fact Afghanistan is in a stranglehold of debt to the Soviet Union. According to London's Institute of Strategic Studies in 1985 Afghanistan's foreign debt had reached $29bn (compared to exports of $639m in 1986) plus an unknown military debt. Most of this is owed to the Soviet Union.

In November 1980, then President Karmal admitted that 80 per cent of foreign aid was Soviet. Between 1980 and 1987 the total commodity support from the Soviet Union was



An Afghan shopkeeper holds a jar of Soviet caviar, freely available despite chronic shortages of many basic food supplies

$1.4bn and they are now thought to be providing 90 per cent of foreign assistance, compared to 40 per cent before 1978. As an Afghan government official said: "The Soviets have an immense lever over us."

President Najibullah's government, under siege from the Mujahideen, is well aware they could not survive without the 40-plus Soviet aircraft arriving daily with supplies. The airbridge is costing far less than the estimated $7bn per annum it cost to keep 115,000 Soviet soldiers in Afghanistan.

Such help does not come for nothing. Nearly 60 per cent of Afghanistan's revenue comes from natural gas, 95 per cent of which was exported to the Soviet Union in exchange for economic assistance, essential commodities and equipment.

The price was unilaterally determined by the Soviets and western sources say they were paying a fraction of the world market price. Moreover, the metering was all done on the Soviet side so the amounts imported could differ significantly to published figures.

Even on the basis of their own figures, in 1981 Moscow was selling Soviet gas to Europe for more than twice the amount paid to Afghanistan.

The Soviets began using Afghan gas in 1968 after completing a 60-mile pipeline. More pipelines have since been built after finds in 1979 increased production by 65 per cent and agreements signed for the annual export of 2.5bn cubic metres of gas to the Soviet Union.

Aside from a subsidiary pipeline feeding to a small power plant and fertiliser plant, the Soviets did not allow for any use of the gas inside Afghanistan and since leaving in February have shut off the extraction, increasing government dependence on them.

In 1987 a permanent Afghan-Soviet comission on economic and planning co-operation was set up. Last year then Prime Minister Hasan Sharq signed an agreement in Moscow for bilateral co-operation until 2000 and by February 1988, 29 direct co-operation agreements in the fields of agriculture, industry, education and science had been signed between Central Asian republics and Afghanistan's northern areas which have very large deposits of minerals and gas.

Afghanistan became the first non-Communist country to accept Soviet economic aid in 1953 after requests from Washington had been rejected.

Field data documenting richness in a wide variety of resources recognising 78 industrial mineral deposits and world class deposits in iron, copper, emeralds and lapis was not released until after the Soviet-backed revolution in 1978, while in 1976 they say Soviet threats over Afghan debts forced the Government to assign them the rich Ainak copper deposit.



# You don't have to be built like one to be as safe as one.

THE AUDI 100.

Most people think that the bigger and heavier a car is, the safer it is.

Not according to the folks at Folksam.

Folksam being an independent Swedish insurance company that has carried out statistical evaluation of accidents since 1969.

During those twenty years, they've studied over 700,000 car accidents and 34,000 personal injuries, in a country with one of the highest car densities in the world.

The cars they've evaluated include every production model, from Audi to Volvo.

Out of all those cars, the Audi 100 was judged to be one of the three safest cars currently in production.

It is also the lightest in its class.

This, of course, makes it more manoeuvrable, so you've more chance of avoiding an accident in the first place.

And prevention is always better than cure.

VORSPRUNG DURCH TECHNIK.

Audi

THE AUDI 100 RANGE STARTS FROM AROUND £13,600. FOR FURTHER INFORMATION CONTACT THE AUDI INFORMATION SERVICE, YEOMANS DRIVE, BLAKELANDS, MILTON KEYNES MK14 5AN. TELEPHONE: (0908) 601006. FLEET SALES TELEPHONE: (0908) 211616. EXPORT SALES TELEPHONE: 01-486 8411

## AMERICAN NEWS

# Wang may have to repay £3.7m after plant closure

By Ivor Owen, Parliamentary Correspondent, in London

WANG Laboratories, the US computer systems manufacturer which has decided to close its personal computer plant at Stirling in central Scotland, may be pressed to repay some of the £3.7m ($5.7m) it has received in British government aid since 1982.

Mr Malcolm Rifkind, the Scottish Secretary, told MPs in the House of Commons last night: "There may indeed be grounds to seek to reclaim monies paid, and we are examining them at the present time".

He said Wang was paid £250,000 in February – the last tranche of the regional aid for which it qualified to locate the plant in Stirling. Mr Rifkind criticised the company for not giving earlier notice of its intention to close the plant, an omission for which it had apologised. His immediate concern was to secure continuity of employment for the workforce of 239.

The minister said: "The Government stands ready to co-operate with the company and others in seeking the productive use of this plant and its fine workforce."

Mr Donald Dewar, the opposition Labour Party's spokesman on Scottish affairs, led demands in parliament that pressure should be put on Wang to secure repayment of the funds it had received from the British taxpayer.

He described the closure as a bitter blow because it had been so flamboyantly described by ministers as a showpiece of new technology promising at least 700 jobs, which would not now materialise.

Mr Dewar accused Wang of a "lack of frankness" in not advising the Scottish Office of the impending closure until a week ago, and criticised the Department for not monitoring the company's activities more closely.

Mr Rifkind said Wang's explanation for deciding to concentrate production at Limerick, in Ireland, was that it wished to take advantage of the excess capacity there, and that there were advantages in having one European plant.

He emphasised that the rules governing the provision of regional selective assistance had been changed in 1984 to enable the Government to invoke a clawback process.

A shiver in Silicon Glen, Page 15

## Brazilian speculator charged

By John Barham in São Paulo

THE BRAZILIAN speculator Mr Naji Robert Nahas has been charged by the federal authorities in São Paulo with currency smuggling and fraud.

This month Mr Nahas precipitated a stock market collapse when he failed to honour $31.1m in market debts.

The charges cite Mr Nahas for having tried to leave the country in 1988 with $19,000 cash, almost five times the allowed limit, and having made an illegal loan in 1983 when he was a major bank shareholder.

## Sparks over flag

PRESIDENT George Bush, joining public protest against a court ruling, said yesterday he would support a constitutional amendment to prohibit burning of the US flag, Lionel Barber reports from Washington.

Mr Bush said he supported First Amendment rights to free speech, but said this did not extend to desecration of the flag, which was "a unique symbol of America."

Last week, a Supreme Court ruling protected the right of protesters to burn the flag.

## Commercial banks want early Mexican response

By Stephen Fidler, Euromarkets Correspondent

MEXICO'S leading creditor banks, having made what they see as concessions in proposing a debt relief deal this week, are awaiting a response from the Mexican government before the weekend.

There is little expectation that the proposals made to the Mexicans late on Friday will provide the final shape of the agreement, but how constructively the Mexicans will view them is as yet unknown.

Bankers say the proposal contains two big concessions. The first is the deepening of the discount to face value that banks are willing to concede on the old loans; the second is a significant widening of the amount of debt banks have agreed should be eligible for discount.

It also is clear that the proposal was made over opposition to the terms from at least one European bank in the 15-bank group, led by Citicorp of the US, which made the proposal.

The proposal would allow banks to choose among three options to provide relief of an annual $1.8bn over a three-year period on Mexico's debt outflows. The options are more loans (or a recycling of Mexican interest payments), the exchange of new low-interest bonds for old loans, or the exchange of new bonds with a lower face value for old loans.

The newly issued 30-year bonds would be supported by finance provided in part by the International Monetary Fund and the World Bank. Bankers say that financial support would be for two years of interest payments, rolling forward if not used, and of the bonds' principal.

The $39bn of loans made before 1982 would be exchangeable for bonds at a discount of 30 per cent to face value (up from 22 per cent), or low interest bonds at a fixed 7¼ per cent interest. The banks have allowed that $15bn of loans – made since Mexico triggered the start of the debt crisis by announcing in August 1982 that it could not meet its debt obligations – should also be eligible for debt reduction. These loans would be exchangeable for bonds with a 20 per cent discount to face value, or carrying interest of 7¼ per cent.

Mexico's last proposal called for a 45 per cent discount to face value on all its medium and long-term bank loans.

## Bush defends maintaining relations with China

PRESIDENT George Bush yesterday defended maintaining relations with China after the massacre of pro-democracy protesters in Peking, and said he regretted Chinese postponement of a US Peace Corps programme, Reuter reports from Washington.

"I have expressed my concern about what went on in China ... but I reiterate also my desire not to do damage to the people themselves, because I believe that it was contact with the United States and others in the West that have moved the process of economic reform forward and hopefully some day will move the process of political reform forward." Mr Bush said at a White House news conference.

In response to the Chinese army's killing of hundreds of civilians on June 4, Mr Bush has cut off military sales to the communist government in Peking and suspended all high-level contacts between the two governments.

The President, a former US envoy to China, has been criticised by congressmen and others who said he should be leading the world outcry to the suppression in China.

Mr Bush said he regretted Peking's decision to postpone the start of a Peace Corps programme that would have sent US volunteers to China to teach English.

"If the Chinese say they're not welcome, they can't come in ... it's too bad, because one of the things that moved forward the reforms was contact with Americans."

Mr Bush, who as US envoy lived in Peking in the mid-1970s, defended his claims to a special relationship with China's leaders, even though he has been unable to make direct contact with them since the massacre.

"I did not predict what happened in Tiananmen Square ... and I guess the lesson is go forward as best you can, keep your eyes open, hold high the banner of values that we believe in ... I am determined to do my level best to keep from injuring the very people that we're trying to help – the Chinese people in general."

EC's China sanctions, Page 2; Peking gathering, Page 4

# EC's Washington delegation chief departs US in optimistic mood

By Peter Riddell, US Editor, in Washington

WHEN Sir Roy Denman first arrived in Washington seven years ago as head of the European Community delegation, the EC's relationship with the US was "going through a rough patch". There were arguments about the Soviet gas pipeline, steel quotas, agricultural subsidies and multilateral trade talks.

Many of these items are still on the agenda as Sir Roy prepares to leave Washington. He jokes that it is like a Cambridge examination paper: "The questions never change, but the answers do."

Sir Roy is none the less optimistic about the relationship. As he pointed out in his farewell newsletter to politicians and businessmen: "Disputes have ebbed and flowed, ranging from pasta and citrus to corn for Spain. But a major conflagration has been avoided. Essentially, it reflected a realisation at the political level on both sides of the Atlantic that a major trade war would be a bad thing for the western world."

With 40 years experience of trade issues in Whitehall and for the EC (including five years in Brussels as the EC's director-general for external relations before coming to Washington), Sir Roy is no starry-eyed optimist about the Atlantic relationship. Europe is not top of many Americans' overseas priorities. He recalls one Dallas businessman arguing that "Europe is an obsession of the east coast establishment".

While a distinctively English figure – no believer in the two Perrier lunch or Washington jargon – Sir Roy has seen himself as an interpreter of the US to Europe and vice versa.

Among common European misunderstandings he lists are a failure to realise the importance of the separation of powers. Reaching agreement with a member of the administration is often only half the battle. It is Congress which really matters.

Sir Roy: got over a rough patch

In the same way, he points to European under-estimation of the sheer diversity of the US. There is no such thing as a single American view.

There is also the historical US fear of what Jefferson described as "entangling alliances". This is reflected in a tendency to see the rest of the world through US eyes and values.

Sir Roy believes this has produced US misunderstandings about Europe. After the US enthusiasm in the 1940s and 1950s for the first steps towards European unity, there was in the 1970s and early 1980s a tendency to regard Europe as a disappointment, a busted flush absorbed with internal budgetary squabbles.

All this has changed with the 1992 process. The initial US reaction was one of alarm; as Sir Roy entitled one of his newsletters, "Who's afraid of the big bad wolf?"

Instead of talk of Euroscelrosis, there were fears of Fortress Europe. A US tendency to dismiss a sluggish, inward-looking Europe was replaced by recognition of the size of its market and dynamism.

US apprehensions have faded in recent months after talks leading to the revision in the banking directive to ease worries over restrictive reciprocity provisions and agreement that US views will be taken into account in setting community standards and regulations.

Sir Roy sees this as a good illustration of how the US and Europe can sort out their differences. This reflects an understanding of each others' point of view – in part also a result of separate, though shared, strategic interests.

The US and Europe are both relatively open markets – in contrast, he believes, to Japan with its different civilisation and more closed market and society.

So as he leaves to spend time both at Harvard and as a consultant, Sir Roy notes the recent successful and friendly meetings in Brussels and Washington between President George Bush and Mr Jacques Delors, the president of the commission.

Sir Roy quotes Mr James Baker, the US Secretary of State, that US/EC relations are now the best in the 8½ years he has spent in the administrations of Ronald Reagan and President Bush.

# Troubled old man of the Caribbean Sea

## Canute James examines the economy of the Dominican Republic

PRESIDENT Joaquín Balaguer, octogenarian leader of the Dominican Republic, appears to have run out of options to contain growing public disaffection with his handling of the economy.

Faced by rising debts, he has done little to bring stability to the increasingly violent Caribbean country and has provoked confusion about his political future.

The strike and violence which caused three deaths and left hundreds of people injured last week was the latest in a series of confrontations between an ineffective administration and militant unions and government workers. This latest strike was to protest at high prices and to support demands for a doubling of the national minimum wage of the equivalent of just over $60 per month.

The government cannot meet these demands because its financial house is in disorder. Earlier efforts to deal with deep-rooted problems had been shelved because of fears that the changes would produce reactions like those of this week.

Public anger had intensified this year when prices increased after the unification of a cumbersome multiple exchange rate system – a move which meant a 84 per cent devaluation over the last five years.

This followed inflation of 50 per cent last year (it is about the same for the first half of this year), which left Dominicans little impressed by the administration's boast of economic growth of 5 per cent last year.

Increased earnings from nickel, because of higher prices, from exports by the expanding export zones to which investors have been attracted by low wages, and from tourism failed to provide enough to guarantee improved living standards. The sugar industry, once the backbone of the economy, has fallen victim to reduced access to the US, once its main market, and low world prices.

Balaguer: Vacillating

The country's public utilities have fallen into disrepair because of the government's inability to maintain them. Hopes for an end to frequent blackouts – which have deterred potential investors and not a few tourists – were frustrated when the government failed to conclude a big loan agreement with the World Bank.

Mr Balaguer, who is now totally blind and will be 82 in September, is paying the price of appearing to be overwhelmed by the problems. He has displayed more than a passing level of confusion, for example, in trying to decide whether to deal with the International Monetary Fund.

The president is worried about possible adverse public reaction to austerity measures which would accompany a credit package. He has good reason. About 100 people were killed in riots in April 1984, when President Salvador Blanco tried to implement an austerity programme agreed with the IMF.

Just over a year ago, Mr Balaguer said he would be submitting a structural adjustment programme to the IMF, opening the door to new commercial credits and refinancing arrangements for the foreign debt. This followed a rejection by commercial bank creditors of the government's proposals for refinancing $800m before the conclusion of an IMF programme.

Government officials say that service of the foreign debt this year, including clearance of arrears, would demand $1.2bn – about 165 per cent of the value of the country's exports in 1988.

But, last December, in a reversal which is now typical, Mr Balaguer attacked the fund, saying the Dominican Republic would make no more sacrifices to meet its foreign debt obligations.

The vacilliation over the economy is mirrored in the president's approach to his future in politics. He appears equally confused over his candidacy for the next election, due 11 months hence. Having first said he would not stand, the president accepted the nomination of his Reformist Party, then rejected it.

There is concern in the party that Mr Balaguer would lose because of his handling of the economy. The party is split between Mr Balaguer's supporters and those of Mr Fernando Alvarez Bogaert, who intends to contest the election.

The opposition Dominican Revolutionary Party would be expected to make capital of the ruling party's divisions, but is itself riven by factionalism.

Dominicans seeking a political alternative which could offer hope of economic reform might make an unlikely choice next year. Diplomats in the capital, Santo Domingo, say the situation favours a return to the presidency by Mr Juan Bosch, 80 this year and a socialist whose familiarity with the presidency in the mid-1960s was variously shortened by the Dominican military and US intervention.

Mr Bosch's perceived radicalism appears to have been tempered by age and time in the political wilderness. However, there is nothing to indicate that he would have the answers to questions raised by Dominicans who supported the strike.

Mr Balaguer, as usual, has offered a temporary solution. Telling unions this week that the government could not meet their demands, he suggested that they wait until the election.


The best exchanges happen in Singapore.

Exchange of ideas, that is.

Because as you can see from the list below, there's a great deal happening in Singapore this year.

Whether your interests lie in electronic engineering, communications or psychology, there are seminars, exhibitions and conferences which involve you. They mean a chance to listen to top speakers and to discuss the latest developments in your field.

And when thinking is over for the day, there's an exciting programme of entertainment in store. From luxurious hotels and thrilling sights, to unlimited shopping and a variety of splendid restaurants, Singapore offers all the best of exotic Asia.

And, for your professional interest, some of the best conferences in the world.

SINGAPORE CONVENTION BUREAU

CONFERENCES 1989

- 7-12 Aug 1989 7th World Congress in Sport Psychology
- 20-23 Aug 1989 4th Asian Pacific Symposium on Cardiac Pacing & Electrophysiology
- 24-25 Aug 1989 14th Conference on our World in Concrete & Structures
- 5-8 Sept 1989 International Conference on Image Processing '89 (ICIP '89)
- 7-8 Sept 1989 Singapore International Bunkering Conference (SIBCON '89)
- 11-13 Sept 1989 Asian Pacific Petroleum Conference '89 (APPEC)

EXHIBITIONS 1989/1990

- 26-29 Sept 1989 WoodmacAsia '89 – 4th Asian International Forestry, Woodworking & Furniture Supplies Show & Conference
- 26-29 Sept 1989 MachineAsia '89 – 8th Asian International Industrial Fair. With AIM '89 Conference
- 14-16 Nov 1989 The 4th Asean Council on Petroleum Conference & Exhibition (ASCOPE '89)
- 14-16 Nov 1989 Equinex '89
- 6-10 Dec 1989 Singapore Informatics '89
- 14-18 Feb 1990 Asian Aerospace '90 Exhibition, Airshow & Conference
- 18-24 March 1990 XXVI International Congress of Opthalmology Exhibition
- 3-6 April 1990 Food & Hotel Asia '90

To: Singapore Convention Bureau
Singapore Tourist Promotion Board,
1st Floor, Carrington House,
126-130 Regent Street.
London W1R 5FE, United Kingdom.

Please send me:
- more information about Conferences & Exhibitions indicated
- the Singapore Convention Exhibition Calendar

Name:
Title:
Organisation:
Address:
Tel:

CONVENTION CITY
SINGAPORE
Where the world comes together.



*This announcement appears as a matter of record only.*

**Rubatex PLC**

a subsidiary of

**Great American Industries, Inc.**

has acquired

**The Polymers Division**

of

**Evered Holdings PLC**

The undersigned assisted in the negotiations and acted as financial advisor to Rubatex PLC in this transaction. The mezzanine financing for this acquisition was provided by First Britannia Mezzanine Capital B.V.

**Drexel Burnham Lambert**
SECURITIES LIMITED
A member of The Securities Association

June 1989

# Last-ditch appeal saves US telecom talks with Japan

By Nancy Dunne in Washington

A last-minute appeal yesterday by Mrs Carla Hills, the US Trade Representative, prevented the total breakdown of talks over American demands for improved access to Japan's telecommunications market.

Resolution of the dispute is seen as vital in salvaging worsening trade relations between the two economic superpowers. Under US trade law, Mrs Hill must impose unilateral economic sanctions if no agreement is reached.

A July 10 "working" deadline has been set for imposition of retaliation which would likely hit Japanese telecommunications exports to the US.

The negotiations, led by Mr Ichiro Ozawa, special envoy, and Mr Linn Williams, deputy US Trade Representative, continued until 4.30am yesterday. Mr Ozawa returned to the Japanese embassy and said the talks were at a standstill, and that he would be leaving.

However, a telephone call from Mrs Hills, asking for a one day extension, led to renewed talks.

The negotiations were the first high level meetings on telecommunications since April 28 when Mrs Hills announced that Japan was not meeting its commitments under a telecommunications pact with the US to give fair access to US cellular telephones, third party radio communications and other related products and services.

Talks between Motorola Inc. and Japanese officials to extend the use of Motorola cellular telephones were suspended on May 30 by Japan.

Motorola has asked Japan to open up a new frequency so that its car telephones, now usable in areas outside Tokyo and Nagoya, could be used in those two major cities.

# Seoul offers to complete Iran petrochemical plant

SOUTH KOREA is ready to help Iran complete a multi-billion dollar petrochemical project in which Japanese partners wish to end their participation, the Iranian news agency IRNA said on Monday, Reuter reports from Nicosia.

The agency said the offer to finish the Iran-Japan Petrochemical Company project was made by Jung Hyun-kwak, the head of South Korea's Association of Machinery Industry, in an interview published in the English-language Tehran Times.

The fate of the 50-50 joint venture remains unclear after an impasse in talks in Tehran last month between Iran's state-owned National Petrochemical Company and a Japanese-led consortium led by Mitsui.

Tehran rejected the Mitsui position that completion of the project was no longer economic. The two sides have invested Y600bn (£2.8bn) since 1971.

The plant was 85 per cent complete when the Iran-Iraq war broke out in September 1980.

Japanese workers were withdrawn from the site at Imam Khomeini port on the Gulf coast after it was attacked several times by Iraqi aircraft before a ceasefire took effect last August.

Mr Jung headed a 22-man delegation from South Korea's textile, chemical, electrical, construction and other industries. IRNA said he also repeated Seoul's readiness to help in Iranian post-war reconstruction, especially with expertise in building roads and oil refineries.

● Hangzhou Television Factory of China has become the first business from a Communist nation to receive approval for direct investment in South Korea, the South Korean Finance Ministry said, AP-DJ reports from Seoul.

Hangzhou is to invest $2.8m in a joint venture with Orion Electric of Korea and Zhejiang Fuchen of Hong Kong.

# AGB in consumer research venture

By Christopher Parkes, Consumer Industries Editor

TWO OF Europe's leading market research companies are to form an alliance, pooling expertise and data, to develop a pan-European information service.

Britain's AGB said yesterday that it had signed agreements with GfK, a private West German organisation, which would lead shortly to several initiatives.

They will include a joint venture, Euroscan, to monitor shopping patterns and consumer behaviour with the help of data gathered by electronic scanners now commonly used at supermarket checkouts.

The venture would be established in Britain, France and West Germany with other European countries being brought into the data network within 12 months.

Mr John Napier, AGB managing director, said local research companies would join the scheme as joint venture partners in each country.

The two companies will also combine their resources and systems used to watch developments in markets for household durable goods. Under the influence of multinationals such as Electrolux and Philips, the market for kitchen appliances has been internationalised.

AGB currently runs the Lek-Trak service, which registers weekly shifts in the UK trade.

Mr Napier said further deals and agreements would be announced shortly which would involve exchanges of shares and further collaboration.

AGB and GfK have been closely associated for some years through participation in Europanel, a service which measures a wide range of consumer spending patterns in 15 countries. Under the latest agreement, Europanel will establish a new database in London.

AGB, which claims to be the largest market research company in the UK, was taken over late last year by Mr Robert Maxwell's Pergamon Professional and Financial Services.

# US and EC seek the right to point a finger

## Import safeguard proposals include singling-out provisions, writes William Dullforce

THE European Community and the US, against the wishes of almost all other trading nations, are seeking to retain the option of singling out countries for action to protect their industries against disruptive surges in imports.

Provision for this type of selective, discriminatory action figures in their proposals for reforming the much-abused safeguards mechanism in the General Agreement on Tariffs and Trade under which a government is allowed to impose temporary import restrictions.

The possibility of selective action in special situations is also included – but only as a footnote which picks up the language of the EC's proposal – in the draft text of a new agreement tabled yesterday by Mr Georges Marciel, chairman of the group negotiating on safeguards in Gatt's trade-liberalising Uruguay Round. A new safeguards agreement is regarded as crucial to the success of the Round.

The EC and US papers and the Marciel draft all foreshadow a radical reform of the current system which has been unable to prevent the proliferation of voluntary export restraint agreements and other "grey area" measures which are incompatible with Gatt and distort the free flow of trade.

They agree that a special committee should be established in Gatt to monitor countries' emergency protective action. They concur in the need for a more stringent definition of situations which would trigger action and for stricter timetables for the application and unwinding of protective measures.

The three papers respond to the injunction from trade ministers, when they completed their mid-term review of the Uruguay Round in April, that negotiation of a comprehensive agreement on safeguards should begin on the basis on a draft text in June. If the argument over selective action can be resolved, the papers should move the talks into a decisive stage.

**The issue of whether protective action can be imposed bilaterally or must be applied without discrimination to all Gatt members lies at the heart of the talks**

The issue of whether protective action can be imposed bilaterally or must be applied without discrimination to all Gatt members lies at the heart of the talks. Gatt excludes selective measures, which is one reason why governments under pressure have increasingly ignored its safeguards mechanism.

Developing countries, Japan and the smaller industrial nations are holding out for a strictly non-discriminatory application of any emergency protection. They want to outlaw the bilateral accords, increasingly used by big importing countries, such as those limiting imports of Japanese cars into Europe and European steel products into the US.

At the latest Gatt count more than 270 export restraint agreements circumventing Gatt rules were in operation. Four-fifths involved the EC and the US. More than 70 applied to imports of textiles and clothing, 64 to agricultural and food products, 52 to steel, 32 to electronic products and 21 to cars.

Two of the three options outlined in the US paper would allow such "mutually agreed" deals between an importing and an exporting country to continue. The third option proscribes selective action but contradictorily would nevertheless let countries apply grey area measures.

The EC paper, which lays out a twin-track approach to safeguards action, is more guarded but finds it "unrealistic at this stage" not to examine options for circumstances that might require a selective solution "accompanied by adequate guarantees for the exporting countries".

Washington and Brussels agree that, in the words of the US paper, the Gatt safeguard mechanism must be made "sufficiently dynamic and credible, so that nations will act under it rather than outside of it".

Both concur with Mr Marciel that protection should preferably be applied through tariff increases but can also take the form of quantitative restrictions such as import quotas.

The Community's proposals are more detailed than those of the US. They seek two tracks for safeguard action, according to the length of the period of protection judged necessary for a country to cope with the injury inflicted on an industry.

Short-term safeguards would cover cases in which an injury could be absorbed by applying border measures alone and would not remain in place for more than three years, the EC suggests.

Longer-term safeguards are envisaged for situations in which an industry faced a structural crisis and it was clear from the start that its competitiveness could not be re-established within normal time limits. The longer track would also embrace cases in which an importing country had applied safeguards but had not been able to absorb the injury within an initial time limit.

The EC stipulates that longer safeguards would have to be linked to a programme of adjustment measures. Mr Marciel's draft text picks up this link and adds that any safeguard measure lasting more than a year should be progressively liberalised.

The Marciel text mitigates a Gatt provision, which allows countries to retaliate if hurt by import restrictions. This provision has offered another inducement for governments to act outside Gatt. Retaliation should not be applicable to safeguard measures which last no longer than a given number of years, the exact number to be agreed, Mr Marciel suggests.

Under his draft governments would also have to phase out "promptly" all existing export restraint arrangements.

It is likely that the Marciel text will be accepted as the basis on which negotiations will continue with the ultimate objective of having a new safeguards agreement ready for approval late next year, when the Uruguay Round is scheduled to end.

# White House to decide soon on steel imports

By Nancy Dunne in Washington

THE BUSH administration is said to be nearing a decision on a steel import quota programme which would give the US industry less than the five years it has requested to complete modernisation.

President Bush, who promised before the presidential election to renew the "voluntary" restraint agreements (VRAs) but did not commit himself to specifics, last week called representatives from both sides of the debate to the White House. The quotas are due to expire on September 30.

The current VRAs limit the steel exports of 29 countries – including 10 members of the EC – to between 17 and 20 per cent of the US market. The President has said he will seek agreement with US trading partners to end steel subsidies and dumping.

The steel producers argue that nations frequently fail to live up to their agreements to end state support of steel.

A spokesman for Senator John Heinz, a Pennsylvania Republican, said Brazil, for example agreed to end subsidies to avoid payment of countervailing duties on its US exports.

The US later found failure to comply with the agreement and terminated the suspension of duties on carbon steel plate and wire rod.

# Sweden wins power order

A SWEDISH consortium which includes Skanska, the country's largest construction company, and Asea Brown Boveri, has won a power plant construction order in India worth SKr6bn (£588m) writes Robert Taylor in Stockholm.

A third of the cost will be met from the Swedish aid budget and the rest in commercial loans from Sweden.

The project involves construction of an underground water power reactor in the northern state of Jammu and Kashmir on the rivers Uri and Jhelah. It is expected to produce 480mw a year.

The Indian government is believed to have given the go-ahead to the deal last Friday. It is expected to take six years to complete the project.

# Voest-Alpine wins Saudi steel wire plant deal

By Finn Barre in Riyadh

SAUDI Arabia's National Industrialisation Company has signed an SR165m($44m) contract with Voest-Alpine of Austria to build a wire drawing plant in Jubail, the industrial complex on the Gulf.

NIC will take a 30 per cent share in the new company known as National Wire Products(Aslak). Other partners are yet to be determined.

Aslak will have a design capacity of 50,000 tonnes per year of high and low carbon drawn steel wire products such as prestressed reinforcing strands and steel cable cores. Dr Mahsoun Jalal, president and founder of NIC, says construction will take 22 months.

NIC predicts annual turnover of over SR130m, while the total project will be valued at SR195m.

Voest-Alpine is also competing for a contract, likely to be awarded in August, to build a steel foundry for NIC.

NIC also announced yesterday that Chloride of the UK will take a 30 per cent share in an SR52m automobile battery factory.

The battery factory is expected to produce 500,000 maintenance-free wet cell 12-volt batteries per year. This would supply 25 per cent of the Saudi needs. The factory is supposed to be built and operational by 1991.




Last year we added Valencia, Faro, Orlando and Denpasar to our world route network.

This year we're adding Ottawa, Halifax, Malmö and Venice, making a total of 142 world destinations.

Why keep extending our network? The reason is simple. When you want to expand your business, we want to be as ready as you are.

Test us, try us, fly us.

The Reliable Airline KLM Royal Dutch Airlines

# Monopolies body to probe Coats bid for Tootal

By Alice Rawsthorn

COATS Viyella's plans to expand its international textile interests by taking over Tootal suffered a setback yesterday when the £395m bid was refered to the Monopolies and Mergers Commission.

The bid has been referred, at the recommendation of the Director General of Fair Trading, on the grounds that the combination of the two companies' UK thread interests could *be anti-competitive.*

Sir David Alliance, chairman and chief executive of Coats, said he was "extremely disappointed and surprised" by the referral. He stressed that Coats was "absolutely determined" to proceed with the bid.

Coats and Tootal have dominated the world thread market for decades. If the bid goes ahead they would command 42 per cent of the £87m UK market for industrial thread and 70 per cent of the £8.5m domestic thread market. They would also control a third of the haberdashery, or sewing accessories sector.

The prospect of a merger between Coats and Tootal's *industrial thread interests* has caused concern in the UK clothing industry. A number of companies are understood to have made representations to the Office of Fair Trading arguing that the merger might disrupt supplies.

Coats is preparing a case for the MMC which will argue that the bid should be assessed in an international, rather than a domestic context. It will also claim that the advantages of the merger – the economies of scale in manufacturing and marketing – would outweigh *any effect on competition.* Sir David said Coats had always intended that the UK thread companies should continue to compete independently.

The MMC will complete its report on the bid within three months. In the meantime Coats *is not allowed to increase its* 29.9 per cent stake in Tootal, nor can it exercise voting rights for more than 15 per cent of the equity.

If the MMC decides that the merger would be anti-competitive, Coats could be forced to abandon the bid. It could also sell part of the UK thread interests, which represent a small part – about 2 per cent – of the two companies' combined sales of £2.3bn. Sir David said Coats was "not considering divestment at this stage."

# IBM seeks to trim age 'bulge' with job scheme

By John Gapper

INTERNATIONAL Business Machines is modifying its philosophy of guaranteeing employment for life to all staff in an attempt to even out the bulge in its age profile among *those aged between 40 and 50.*

IBM is introducing more flexible work contracts for graduate trainees in Britain *and is encouraging staff older* than 53 to retire early with the opportunity to return to work for the company part-time.

IBM, which has traditionally guaranteed employment to all workers provided they are willing to be mobile and retrain in new skills, is now recruiting a proportion of graduates on four-year fixed contracts.

It has encouraged about 400 older employees to retire early in the past five years, some on increased severance terms. It plans to offer older workers early retirement from full-time work with a switch to part-time jobs.

About 32 per cent of the company's 18,000 UK employees are *aged between 40 and 50* because of rapid expansion in the 1960s when it employed 9,000. The skew in its age profile towards middle-age means only about 30 employees retire at the age of 63 each year.

Sir Len Peach, IBM personnel director, said the company faced a temporary problem in its "age bulge" in the middle. It was trying to balance the age profile by encouraging some older managers to retire.

It had introduced four-year contracts for graduate entrants, to attract young people who wanted the freedom to leave the company after an initial period of training and work experience.

The company would continue to offer long-term employment to between 75 and *400 graduates a year,* and was sticking to its "full employment" policy for the bulk of staff. Any retirements after 53 *would be strictly voluntary.*

# Plan unveiled to bring Britain in time with Europe

By Richard Donkin

THE GOVERNMENT published a policy discussion document *yesterday* unveiling plans to bring British clocks in line with most of the rest of Europe giving longer, light *summer evenings* and darker winter mornings.

The time change, it says, would reduce road deaths, *save millions of pounds* in lighting, give more time for business between the UK and the rest of Europe and allow more *evening leisure time.* It would also reduce the fear of crime, particularly among the elderly.

*The document* concedes, however, that the proposal would be unwelcome in Scotland and among workers with early starting times, including farmers, builders, postmen and milkmen.

Ministers have steered cleared of expressing any opinions and a *decision to pursue* the proposals will rest largely on the outcome of public debate. The Home Office said any change, *which would need* legislation, probably on the basis of a free vote in parliament, could not be put into affect before 1993.

The document, while including the option of maintaining the status quo, reveals that 55 per cent of replies from a Government departmental survey of 410 interested groups was in favour of adopting single/double summer time, or SDST, (GMT +1 hour in winter and GMT +2 hours from the end of March to the end of September).

Only 34 per cent opted for retention of the status quo and 11 per cent opted for losing summer time in October to *harmonise* clock changeover dates with Europe.

An earlier survey with five possible options revealed how the battle lines would be drawn for the debate. Farming, forestry, construction, manufacturing and distributive industries wanted to keep present arrangements.

British Airways and British Rail gave provisional support for SDST while the tourist industry favoured a return to continuous summertime (British Standard Time), abandoned after a three year experiment between 1968 and 1971.

Steel, chemical and mineral industries, transport and shipping were among those supporting harmonisation of end dates. An extension of summertime in February and November had no support.

The most telling argument in favour of change is a Department of Transport study which shows that if single/double summer time had been operating in 1987 it would have reduced road deaths by about 169, serious injuries by 654 and lesser injuries by 1,247, at a saving of £90m.

A further £35m would be saved in lighting costs every year and *by entering* the Central European Time zone, working days of British and continental businessmen would overlap *more.*

The paper says that timetabling for airlines would be streamlined and there would be gains in trade and communications with the far East which the Home Office belives would outweigh the loss of an hour's overlap with the US.

# Figures show halt to falling savings trend

By Ralph Atkins, Economics Staff

THE LONG-RUNNING fall in the proportion of incomes saved by individuals in the UK *showed signs of flattening out* at the start of 1989, according to official figures yesterday.

The "savings ratio", or personal savings as a percentage of disposable incomes, stood at 5.1 per cent in the first three months of the year, the Central Statistical Office said.

That was unchanged from the last quarter of 1988 and compared with a low of 2.9 per cent in the third quarter of last year.

At the same time, rapid growth in real incomes showed signs of easing.

After allowing for inflation, personal disposable incomes increased by just 0.5 per cent in the first three months of this year. This followed a jump of 4 per cent in the previous quarter.

Compared with the first *quarter of 1988,* however, real incomes were 4.7 per cent higher. That followed an annual growth rate of 5.4 per *cent in the previous quarter.*

The pattern of the savings ratio in recent quarters is likely to provide comfort for the Treasury, *suggesting* consumers are reigning in on spending.

Since the beginning of the 1980s the savings ratio has fallen dramatically, almost certainly reflecting greater consumer confidence and lower *inflation.*

Revised figures show that in 1988 as a whole, the savings ratio fell to 4.5 per cent – the *lowest for 30 years.*

The CSO figures show consumers' expenditure increased by 2.0 per cent in the first three months of the year.

Total personal disposable income, before taking inflation into account, also increased by *2.0 per cent and was 10.5 per* cent higher than a year earlier.

● Official figures for the profits of industrial and commer*cial companies due for release* yesterday have been delayed because of a power failure last week, the Central Statistical *Office said.*

The power failure appeared to have distorted information stored on computers. This led *to errors in the press release* which were discovered during final checking. The CSO said the figures would be published on Thursday.

# Earnings to rise 'by more than 9%'

By Ralph Atkins, Economics Staff

AVERAGE EARNINGS in Britain will grow by more than *9 per cent this year and more* than 8 per cent in 1990, according to forecasts to be released today by the Commission of the *European Communities.*

Strong rises in wages and salaries will be accompanied by buoyant inflation and current account deficits in excess of £16bn in both 1989 and 1990, the forecast will show. Economic growth is expected to slow only gradually in the same period.

Gross wages and salaries per head in Britain are expected to rise by 9.1 per cent in 1989 after growing by 8.6 per cent in 1988. For 1990, a rise of 8.1 per cent is projected.

The Commission's measure of inflation, the "consumer price deflator", is forecast to rise by 5.8 per cent this year after an increase of 5 per cent *in 1988.* A modest deceleration, to 5.3 per cent is forecast for 1990.

Gross domestic product is *expected to rise by about* 2.5 per cent this year and a little more than 2 per cent in 1990. That compares with a growth rate about 4 per cent in 1988.

# Swiss managers top Europe pay league

By Michael Skapinker

SWISS senior executives in medium-sized companies are the highest paid in Europe, *while Italy boasts the best paid* heads of finance, says a study published jointly yesterday by seven European consulting *firms.*

The pay of British executives, however, still trails that of their continental counterparts, despite their having won bigger salary increases than continental managers over the past three years.

The eight-country survey was carried out by the newly-formed European Remuneration Network, which was also launched yesterday. It is made up of P-E Inbucon in the UK, DIP Management Consultants in Belgium, Institut Technique des Salaires in France, Kienbaum Personalberatung in Germany, BSI Italia, Berenschot in the Netherlands, and Inbucon in Ireland.

The study found that the managing director of a Swiss manufacturing company with a turnover of £75m earns *£99,838 in basic pay and* bonuses. A British managing director earns £63,256 – less than counterparts in Germany, Italy, France and Belgium, but more than managing directors in the Netherlands and Ireland.

The European Remuneration Network also found that the pay of Italian heads of finance outstrip that of their counterparts. The senior finance executive in a medium-size Italian manufacturing company earns £57,358 in base pay and bonus. The head of finance in a UK company of similar size earns £41,656. Only Irish finance directors earn less.

Most managing directors in the countries surveyed had company cars. But a larger proportion of British directors, heads of function and middle managers had cars than in any other European country.

The survey found 89 per cent of UK directors had company cars, compared with 60 per cent in Belgium, Germany, France, Switzerland and the Netherlands. About two-thirds of UK managers had company cars, compared with less than half in the Netherlands and just over a quarter in Germany.

*Remuneration in Europe, from P-E Inbucon, Park House, Wick Road, Egham, Surrey TW20 0HW. £500.*

# No action on Nightmare

By Raymond Hughes, Law Courts Correspondent

THE Serious Fraud Office has decided not to take legal action over the publication of Nightmare – The Ernest Saunders Story, written by Mr James Saunders, the barrister son of the former Guinness chairman and chief executive.

"I have been authorised to say that the Law Officers are *not going to take any action in* relation to the book," a senior SFO official said yesterday.

The statement ended speculation that the SFO, which is prosecuting Ernest Saunders and six others for alleged criminal offences during the takeover by Guinness, the drinks group, of Distillers, the whisky group, might regard the book as potentially prejudicial to the trial, due to start on January 8, and seek a High Court injunction stopping its further distri*bution.*

Nightmare appeared unheralded in a number of London bookshops on Friday and was officially launched on Monday.




THE TRAPDOOR

Programmers often build a 'trapdoor' into software to allow users to get round normal system security procedures.

But trapdoors often let in unauthorised users, such as hackers or disgruntled ex-employees.

*Tricom Custodian* slams the trapdoor on unauthorised users, with a range of hardware-based security measures and time-synchronised password control. Phone Tricom on 024 026 3951 for more details about how to protect your data networks.

Tricom

Tricom Communications Plc
Oxford Road Stokenchurch
High Wycombe Buckinghamshire
HP14 3SX

NOTICE OF INTENTION TO REDEEM

To the Holders of

THE FINNISH PAPER MILLS' ASSOCIATION—FINNPAP

Floating Rate Notes Due 1995

NOTICE IS HEREBY GIVEN to the holders of the outstanding Notes described above (the "Notes") that, pursuant to the provisions of the Paying Agency Agreement dated January 30, 1985 and the Notes, The Finnish Paper Mills' Association—Finnpap has elected to and will redeem on July 31, 1989 all of its outstanding Notes in the aggregate principal amount of $100,000,000, at a redemption price equal to 100% of the principal amount thereof plus accrued interest to the redemption date.

Payments will be made on and after July 31, 1989 against presentation and surrender of Notes with coupons falling due in January, 1990 and subsequent attached in lawful money of the United States of America, subject to applicable laws and regulations, either (a) at the corporate trust office of Morgan Guaranty Trust Company of New York, as Principal Paying Agent, in the Borough of Manhattan, The City of New York (for Principal only), or (b) at the main offices of Morgan Guaranty Trust Company of New York in Brussels, London, or Frankfurt (Main), or at the main office of Swiss Bank Corporation in Basle and the main office of Kredietbank S.A. Luxembourgeoise in Luxembourg. All payments shall be made in United States dollars by check drawn on, or by transfer to an account maintained by the payee with, a bank in New York City, subject to any laws or regulations applicable thereto.

Any payment made by transfer to an account maintained by the payee with a bank in the United States may be subject to reporting to the United States Internal Revenue Service (IRS) and to backup withholding at a rate of 20% if payees not recognized as exempt recipients fail to provide the paying agent with an executed IRS Form W-8, certifying under penalties of perjury that the payee is not a United States person or an executed IRS Form W-9, certifying under penalties of perjury the payee's taxpayer identification number (employer identification number or social security number, as appropriate). Those holders who are required to provide their correct taxpayer identification number on IRS Form W-9 and who fail to do so may also be subject to a penalty of $50. Please therefore provide the appropriate certification when presenting your securities for payment.

The coupon payable July 31, 1989 is to be detached and collected in the usual manner.

On and after July 31, 1989 the Notes will no longer be outstanding and interest thereon shall cease to accrue.

THE FINNISH PAPER MILLS' ASSOCIATION—FINNPAP
By: Morgan Guaranty Trust Company
OF NEW YORK, *Principal Paying Agent*

Dated: June 28, 1989

Free hand delivery service

Free hand delivery service for all subscribers who work in the business centres of

MADRID
BARCELONA

Madrid (01) 7339548

And ask IPS for details.

FINANCIAL TIMES
EUROPE'S BUSINESS NEWSPAPER

WHY CROSS THE ATLANTIC SINGLE-HANDED, WHEN TWO CAN GO FOR THE PRICE OF ONE?

Crossing the Atlantic this year will be even more enjoyable than usual.

With Cunard's Two's Company offer you book a single cabin on QE2 to (or from) New York and bring a friend absolutely free. A double cabin for the price of a single. What's more, you and your partner get a free British Airways flight the other way.

Prices start at just £1,365.

For further information and a free Transatlantic Timetable, call Cunard on 01-491 3930, write to Cunard at 30A Pall Mall, London SW1Y 5LS or see your travel agent.

QUEEN ELIZABETH 2

# Local councils face disruption after strike vote

By Michael Smith, Labour Staff

SERVICES provided by Britain's local councils face widespread disruption after Nalgo, the local government union representing clerical workers, announced yesterday that its members have voted to stage a series of strikes.

Nalgo said the strikes, which begin with a one-day stoppage next Tuesday, would close most local government services, including housing departments, social services, leisure centres, rates departments and poll tax offices.

Traffic wardens and police support staff outside London would also be called out.

In the ballot among 500,000 Nalgo members, 60 per cent of voters were in favour of taking industrial action in protest against a 7 per cent pay offer and plans by the employers to give Britain's 500 local authorities more flexibility in applying national agreements.

Of the other unions representing clerical local government staff, only one has so far announced the results of identical ballots among their members. The 40,000 members of the Apex Partnership, the staff section of the GMB general union, have voted by a two-to-one majority to strike.

However, Mr David Plant, Apex national officer, said Nalgo had pressed the other unions to hold the ballot. "Local government officers are not militant by nature," he said. "There were indications from the employers that we could have made further progress around the table."

Mr Harold White, chairman of the employers' side, said of the strikes would damage the image of local government to the delight of its detractors. "The employers' far exceeds the Government grant provision to local authorities of 4.8 per cent and goes considerably beyond the budget provisions of very many authorities."

Unless the employers achieved their aim of greater flexibility in negotiations there was a risk of the national agreement becoming irrelevant.

Next Tuesday's strike will be the first to be held by clerical workers in local government over a national pay dispute. Assuming no progress is made in negotiations, it would be followed by a two-day strike the following Tuesday and Wednesday and a three day strike the following Tuesday, Wednesday and Thursday.

Nalgo, which is pressing for 12 per cent or £1,200 a year and the abandonment of the bargaining proposals, warned that if the strikes produced no movement from the employers it will hold a ballot for an indefinite stoppage.

The employers, meanwhile, are hoping that enough people will cross pocket lines to enable them to run services, at least partially. They pointed out yesterday that there are 750,000 white collar workers in local government and, so far less than 200,000 have voted for taking industrial action.

# Second rail stoppage expected to halt services

BRITISH RAIL does not expect any trains to run today, as the National Union of Railwaymen holds its second 24-hour national strike in protest at pay and a proposal to break up national pay bargaining, writes Fiona Thompson.

But London Underground, where NUR members are also taking strike action, expects to operate some services on all but a few lines. Members of the Aslef train drivers' union are expected to work.

London bus workers have been instructed by TGWU officials to work normally pending the outcome of talks on their pay dispute at Acas, the conciliation service. The union warned there was a possibility of some unofficial action.

● Delegates from the Transport and General Workers' Union, Britain's biggest, rejected the opposition Labour Party's new multilateralist nuclear defence policy by a vote of 412 to 367 at the union's biannual meeting in Brighton.

The union accounts for a 1.25m block vote at the Labour Party conference, but yesterday's vote is not expected to frustrate the passing of the new policy at the Labour conference this autumn.

# Education policies fail the tests of time

One of the most wide-ranging studies of English secondary schools upsets many long-held beliefs about the effects of background on achievement. **David Thomas** reports on the study's findings

The death knell was sounded yesterday for many of the sacred cows which have shaped education since the 1960s by the publication of one of the most thorough studies ever undertaken of English secondary schools.

The Policy Studies Institute and the Department of Educational Research at Lancaster University have been busy since 1981 plotting the progress of 3,000 pupils through 20 comprehensives in the South-East, the Midlands and the North.

The project, published in a 325-page book, began as a study of the pressures shaping the education of ethnic minority children, who accounted for between 12 and 89 per cent of the school's children.

But it ended up as an analysis of the quality of urban comprehensives generally, in the process casting doubt on many of the articles of faith of the educational establishment.

For many years, the report points out, comprehensive schools have been seen primarily as instruments to promote social equality – to level out differences in ability which children show at the age of 11. This is dismissed by the study as a shibboleth. "Individual differences in attainment cannot be substantially reduced by educational policies," the report argues.

But this is not to say that schooling is unimportant. On the contrary, the key finding of the study is that the quality of schooling makes all the difference to the *progress* made by individual pupils.

The PSI-Lancaster team established this by testing children in reading and maths when they entered the comprehensives and also in their second year. This was then followed up by a study of results achieved in public examinations at age 16.

Even by the second year, the differences between schools had begun to show up in test results, with some schools achieving much more rapid progress in reading and maths than others.

In particular, individual schools differed much more sharply in their progress than did ethnic groups. In other words: "Which school a child goes to is more important than which ethnic group he or she belongs to as an influence on the rate of progress in reading and maths."

The results were even more clearcut when the children reached 16. Pupils who had scored identically in their second year produced markedly different exam results.

Those who had notched up an average score in maths and reading at the end of their second year tended to get significantly worse results in English in public examinations at the poorest schools.

Part of the discrepancy was explained by the different expectations schools had of their pupils, with no clear link existing between attainment levels as measured by the PSI tests and the exams for which the children were entered in schools.

The PSI-Lancaster team concluded from this that there could be a great leap forward simply by levering the worst schools up to the standards of the best.

"It is possible to envisage a radical improvement in the standards of scholastic achievement in comprehensive schools within the current framework," Mr David Smith, one of the authors, said yesterday.

In particular, black children's progress is determined by precisely the same factors as that of white children.

"The measures that will most help the racial minorities are the same as those that will raise the standards of secondary education generally."

This is not to decry the fashion for "multi-cultural education" – teaching pupils about ethnic minority cultures.

Rather, multi-cultural education should form part of every pupil's education. It has nothing to do with raising the performance of ethnic minority groups.

Indeed, contrary to stereotype, the study found that black children had by their fifth year narrowed the performance gap with white children which existed in the second year.

Mr Smith attributed this finding to the motivation of many ethnic minority families.

"There is a very high commitment towards educational achievement among ethnic minority groups which is not mirrored among the indigenous working class."

Supporting this, a survey of parents found little disquiet among blacks about racial prejudice or hostility at school, but considerable concern about academic standards and lack of discipline.

By contrast, the study found that differences in attainment between working and middle class children, and between boys and girls (boys are better at maths, but worse in English) tend to widen during secondary school.

The team's attempts to explain their findings were hampered by hostility among teachers towards their project. Only a third of teachers in the schools responded to the study's questionnaire.

Some of the teachers objected to their pupils being tested on the ground that this would have "a deadening and negative effect" on the children, while others argued that the study would be bound to promote "racist ideologies."

Nevertheless, the authors speculate that the key to poor performance lies in the way the comprehensives are run and managed, at both the school and department level, since some schools were found to do far better in one subject than others.

● *The School Effect: A Study of Multi-Racial Comprehensives, by David Smith and Sally Tomlinson. PSI, 100 Park Village East, London NW1 3SR. £24.95.*

# Lloyd's members plan legal action over losses

By Patrick Cockburn

MEMBERS of two loss-making Lloyd's insurance syndicates said yesterday they would bring legal action for negligence against the underwriting agencies which managed the syndicates and other companies at Lloyd's.

The two syndicates, which face combined losses of almost £400m, timed their announcements to coincide with the annual general meeting of Lloyd's today.

An action group representing 570 people who in 1984 belonged to non-marine syndicate 553 – which faces losses of £80m – said it would issue writs today against 39 Lloyd's underwriting agencies which introduced them to the syndicate.

Writs are also being issued against the auditors and management of the syndicate.

At the same time, representatives of 600 members of the Outhwaite marine syndicate have decided that they cannot resist a demand for £64m in cash to meet losses, but intend to start an action for negligence against RHM Outhwaite and the agents who introduced them to the troubled syndicate.

Mr Peter Nutting, chairman of a steering committee set up by Outhwaite members facing losses of £304m, has written to the 1,600 underwriting members affected, to say that it is unlikely members would be able to get an injunction to stop the cash call.

Instead, Mr Nutting says that the committee has decided to bring a case for negligence against Outhwaite and the members agents.

The case would turn on the circumstances under which Outhwaite syndicate 317/661 issued policies reinsuring other Lloyd's syndicates and insurance companies against liabilities arising from asbestos-related diseases and pollution in the US.

In both cases the members of the loss-making syndicates have been eager to involve the the council of Lloyd's, but with limited success.

The council takes the view that it cannot involve all the members of the market in meeting the losses of a limited number who knew the risks of unlimited liability when they entered the market.


"PSST... I KNOW WHERE YOU CAN GET 5 STAR FOR THE PRICE OF 3 STAR."

Right in the middle of the first act he started whispering. He'd take me to Athens or Amman, Paris or Vienna or any other Marriott hotel I chose. Apparently this was a once-in-a-lifetime offer. A 5 star luxury room for a 3 star price.

Ever since we got married he's promised me a holiday like this, but something's always cropped up.

Now we're going. The moment I said "Paris" he muttered something about 439 0281 and walked straight out of Hamlet.

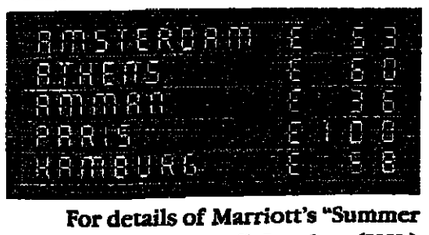


For details of Marriott's "Summer in the City" offer, call London (U.K.) 01-439 0281, Toll Free: Germany 0130 4422, France 19 05 90 8333, your travel agent or any Marriott hotel.



Are you in the race for the most valuable development in the North?

1300 acres of prime development land in the heart of a booming city. It sounds like a developer's dream. And this really is.

Leeds is shaping up for the next century. Already, it is the best serviced motorway city in the UK and Britain's third most important centre for financial services. But that's not all.

There's also a buoyant economy, a skilled and settled workforce and an unprecedented demand for commercial office space.

And to cap it all, the beautiful Yorkshire Dales are right on Leeds doorstep.

The Leeds Development Corporation has been set up by the government to regenerate this key area of the city. Its principal objective is to bring imaginative commercial, industrial, leisure and housing projects into fruition within the next five years.

There are development opportunities bordering the city centre, in historic riverside sites and stretching to the boundaries of the M1 and M621 motorways – only half a mile from the heart of Leeds. Within these areas, the Corporation has the powers to provide a rapid planning response. Leeds is experiencing its most significant change for over a century. For those who want to share in its future, the rewards will be substantial. Assuming, of course, that you're very quick off the mark.

For more information, please contact Stuart M Kenny, Director of Development and Marketing, Leeds Development Corporation, South Point, South Accommodation Road, Leeds, LS10 1PP. Telephone: (0532) 446273.

LEEDS DEVELOPMENT CORPORATION

"In Rouen,
we've never thought that Nokia was
a kind of chinese noodle."



We haven't waited for 1993 to meet the European challenge. To make ROUEN a key economic zone worldwide. To back the establishment of high turnover factories by top firms such as NOKIA, CARNAUD, MATRA, AKAI, TOSHIBA, FERRERO, UTA INDUSTRIES, LUBRIZOL, I.C.I.. We haven't waited for 1993 to stimulate American, *Japanese, and European investment in* UPPER NORMANDY - the foremost region in France for foreign investment. We haven't waited for 1993 to build Ariane's rocket engines in VERNON, to mass produce vitamin B 12 in ELBEUF, to generate 10 % of France's nuclear-power industry in PALUEL... In a word, we're not waiting for 1993 to boost foreign investment and make ROUEN a key city on the economic scene. Close to PARIS, yet much less expensive, ROUEN is Europe's leading cereal port. Only one hour's drive from the sea, your business will most certainly benefit from the 10 000 firms and 35 million potential clients in the area.

ROUEN, key city

Contact : Elisabeth Boudier - Tel. : 33.35.71.71.35

## FT LAW REPORTS

# Patent writ can be served in US

UNILEVER PLC v
GILLETTE UK LTD
Court of Appeal (Lord Justice *Slade*, Lord Justice Mustill and Lord Justice Ralph Gibson): June 22 1989

**A FOREIGN parent company may be sued as joint tortfeasor with its UK subsidiary in a patent action if the patent-owner has a good arguable case for saying that the two companies, in view of their relationship and common commercial aims, acted in concert pursuant to a common design resulting in infringement.**

The Court of Appeal so held when allowing an appeal by Unilever plc, from Mr Justice Falconer's decision refusing leave to serve a writ out of the jurisdiction on The Gillette Company, Boston, as second defendant in an action by Unilever against Gillette UK Ltd.

LORD JUSTICE MUSTILL said that Gillette Boston was the parent company of a worldwide group dealing in the manufacture and sale of pharmaceuticals.

Among its products was an aerosol antiperspirant spray. Its active ingredient was a hydrated aluminium chloride. A new variety of that ingredient, codenamed "Apache", was developed by Gillette Boston 10 years ago. It was supplied in powder form to Gillette UK, which made it into canned aerosol preparations and sold it in the UK.

Unilever owned a European patent for an antiperspirant invention. It maintained that by importing the Apache ingredient and selling the product, Gillette UK had infringed its patent. It brought an action against Gillette UK for an injunction to restrain the alleged infringement.

Gillette UK disputed the validity of the patent. The action was at an advanced stage of preparation.

Unilever now sought to join Gillette Boston as co-defendant. It thus required leave to amend the writ and statement of claim, and to serve proceedings in Boston, pursuant to Order 11 of the Rules of the Supreme Court.

Mr Gratwick for Unilever accepted there was no evidence that Gillette Boston was a direct infringer. The case was presented on the basis that the dealings between Gillette Boston and Gillette UK, viewed in the light of their relationship and common commercial aims, demonstrated that Gillette Boston was party to the alleged infringements and was liable as joint tortfeasor.

If that contention was correct, the claim against Gillette Boston would fall within Order 11, and the court would have a discretion whether to make an order for service out of the jurisdiction. If the discretion was exercised in Unilever's favour, an order for joinder and amendment would follow as a matter of course.

Mr Justice Falconer held that Unilever had not made out any cause of action against Gillette Boston as infringer, so the case did not fall within Order 11. Unilever appealed.

The question was whether the court was willing to infer a common design between the two Gillette companies. If the inference was a fair possibility, the court should decide at the present stage whether it should be drawn. Formerly, there could be only one action in relation to one tort, so that judgment against one joint tortfeasor would release any claim against another.

The severity of that rule was mitigated by statute in 1935, but by then a jurisprudence had grown up concerning the distinction between joint and several tortfeasors.

In *The Koursk [1924] P 140,156* three situations were identified where A might be jointly liable with B: where A was master and B servant; where A was principal and B agent; and where the two were concerned in a joint act done in pursuance of a common purpose. That list formed the basis for all subsequent statements of the law.

In *CBS Songs v Amstrad [1988] 2 WLR 1191* Lord Templeman said "infringers are two or more persons who act in concert with one another pursuant to a common design in the infringement."

The question was whether, if allegations in the draft amended statement of claim were proved true, and if they were set in the context of the relationship between the companies, a judge could reasonably conclude that (a) there was common design between the Boston and UK companies to do acts which, if the patent was upheld, amounted to infringements; and (b) the Boston company had acted in furtherance of that design.

That did not call for any finding that the secondary party had explicitly mapped out a plan with the primary offender. Tacit agreement would be sufficient. Nor was there any need for a common design to infringe. It was enough if the parties combined to secure the doing of acts which in the event proved to be infringements.

The facts on which Unilever sought to raise an inference that the companies were involved together in a common design were summarised:

1. The Boston company sold Apache to the UK company. That was insufficient to make a case of joint infringement.

There were however, some special features: (a) Apache was not an ingredient which might be made up into an infringing compound. It was the infringing compound itself. (b) Apache was not a substance which was capable of various uses, some infringing and others not. (c) Apache was not a substance of ordinary commerce. It was manufactured solely by the Boston company and was sold only to companies within the Gillette Group.

2. The Boston company must be taken to be aware of the Unilever patent, although not accepting it was valid. That alone could not be decisive, but it was a material fact when considering whether an inference of concerted action should be drawn.

3. The Boston company was the parent of the UK company. Unilever contended the Boston company had the power to control the UK company's action, and that even if the power was not exercised, everyone knew it was there in reserve.

4. The two companies were parties to a know-how agreement, under which the UK company was entitled to call and did call for advice in the formulation of a marketable product incorporating Apache.

5. The Group's headquarters at Boston exercised a worldwide right of veto over all products intended to be marketed by group-members, to ensure they were acceptable on medical grounds.

6. The Boston company gained financially from supplying the UK company, through direct profits, royalties and the enhancement of its subsidiary's net worth through profits made on sale.

The arguments were not all one way.

Unilever did not suggest that Gillette UK came under any pressure from Boston to market a product containing Apache. There could scarcely be a common design, so the Boston company maintained, where a supposed party to the design stood entirely aside from the conception of the plan which led to the infringement.

Also, it was said, the giving of health clearance might have authorised the infringement, but that was not the same as participating in it.

Those were strong arguments and they might prevail. But the court's task at that stage was simply to consider whether, when the undisputed facts were set in the context of a full exploration of the background, Unilever had a "good arguable" case to advance before the judge, to the effect that there was a meeting of minds between the two companies with a view to furthering the sale of products containing Apache in the UK.

It was clear that they could. The case was appropriate in principle for the grant of leave under Order 11.

There remained the discretion. The only substantial argument was that Unilever should not be allowed to introduce a new party at this stage.

In fact, the request to the Boston company to accept service and joinder was made in July 1988. If it had agreed there would have been ample time to reconstitute the proceedings and still keep a trial date in October 1989.

The companies could scarcely be criticised for their negative response since it was endorsed by the judge.

Nevertheless, on the present view, it was misconceived and they could not be permitted to rely on a risk of prejudice which they themselves had created.

Unilever had a case on joint infringement which it should be permitted to put before the judge.

The appeal was allowed.

Their Lordships agreed.

*For Unilever: Mr Stephen Gratwick QC and Henry Carr (Bird & Bird).*

*For Gillette UK: Mr Simon Thorley QC and Andrew Waugh (Bristows Cooke & Carpmael).*

**Rachel Davies**
*Barrister*

ONE BRANCH OF THE NEW MODO GROUP




There is a new dimension in the Swedish forest—the three-dimensional MoDo Group—now one of the foremost pulp and paper corporate groups in the world.

This new group is made up of three leading forest industry companies: MoDo (pulp and fine paper), Holmen (newsprint and mechanical printing paper), and Iggesund (high quality paperboard).

The MoDo Group collectively owns expanses of forest equal to some 2.5 million acres. It has an annual output of more than 1.5 million tonnes of pulp, 2 million tonnes of paper, and 420,000 tonnes of paperboard.

Holmen Paper is a branch of this new forest industry group. It is the third largest producer of newsprint and mechanical printing paper in Europe today. Most of Holmen's annual output of over 1 million tonnes of these grades feeds the presses of Western Europe—such big European daily newspapers as 'Die Welt', 'Ouest France', and 'The Daily Telegraph'.

We have more than kept up with this fast growing market. One after another, new and bigger machines have been installed to boost capacity, the most recent adding 240,000 tonnes. It is this kind of large-scale production that guarantees both high quality and dependable deliveries for our newsprint customers the world over.

But newsprint, as important as it is, is not the whole story. We are also a heavyweight in the field of such MF specialities as improved newsprint, telephone directory paper, and uncoated SC paper and coated magazine paper (LWC and MWC).

Furthermore, we carry on a close working relationship with one of the leading LWC producers in Western Europe—our partly owned German company—MD Papierfabriken.

MoDo

Box 5407, S-114 84 Stockholm, Sweden

I would like to receive the 1988 MoDo Annual Report.
Please put me on your mailing list for forthcoming additional information in the following language.
☐ English ☐ French ☐ German

Name _____
Company _____
Address _____
Country _____
Telephone _____

Please send to: The MoDo Group, Information Dept. Box 5407, S-114 84 Stockholm, Sweden.

The MoDo Group has plants and offices in: Belgium, Cyprus, Denmark, France, Great Britain, Italy, the Netherlands, Norway, Singapore, Spain, Switzerland, West Germany and the U.S.A.

## MANAGEMENT

Continuing his series on Electrolux, **Christopher Lorenz** questions the logic of its ownership of such diverse businesses as aluminium manufacture and commercial cleaning services

# Trying to play coach to odd offspring

**Why does one of the world's leading manufacturers of household appliances own a business which makes aluminium foil and greenhouse frames, and is also a major scrap metal merchant? Is it just a counter-cyclical investment to balance its portfolio – but which could all too easily divert top managers' attention from the group's core activities? Or can the parent company add any real value to it (other than helping it recycle old fridges)?**

Since the Stockholm-based business, Graenges Aluminium, is the second largest division in the Electrolux group, with sales of SKr 6.9bn (£674m) last year, the question is even more germane than the equally legitimate one of why the Swedish combine also owns a disparate bevy of smaller businesses: from such exotic enterprises as "Greenfingers", a supplier of plants and flowers to British offices, to Blaw Knox, an international maker of road-paving machinery which will be familiar to anyone caught in a motorway traffic jam. And what about Electrolux's growing network of commercial cleaning and laundry service companies?

Like most other multinationals in Europe and the United States, Electrolux is less diversified today than it was a decade ago, thanks to the sale of several businesses, including ones in office machinery, cash registers, and radio and television. But its shift "back to basics" has been far less marked than those of many other companies.

The reasons why Electrolux still operates in so diverse a range of fields get to the heart of the company's ability to be an effective parent to such a varied range of businesses, with different characteristics and requirements.

Anders Scharp, Electrolux's president and chief executive, readily admits that some of the smaller offshoots of his empire may be temporary, held – and even sometimes expanded by acquisition – until a chance comes to sell at a profit. "There are always some odd activities in our basket," he says. Electrolux has for decades traded companies in this way.

But Scharp is somewhat more committed to Graenges Aluminium and very much more so to the commercial services business.

Graenges Aluminium was bought in 1980, as part of the conglomerate-like Graenges group, Electrolux's final major diversification before the last

**THE BIRTH OF A 'TRANSNATIONAL'**

Striving for balance

nine years of consolidation and complementary acquisitions. Over three quarters of the Graenges businesses, in activities from construction to copper products, hydro-electric power to steel and plastic tubes, have since been sold – the latter as late as 1986.

For several years Graenges Aluminium was itself considered as an almost certain candidate for divestment, and was handled very much at arm's length. But Per-Olof Aronson, under whom the business has prospered mightily since he took charge in 1983, says that "Electrolux management has found that we are not totally uninteresting to own, and is taking a much closer interest now in our strategies." The two companies have also been brought closer together by Aronson's appointment as a full member of Electrolux's executive committee.

Anders Scharp admits that Graenges could in theory be sold at any time, but says "it can develop better within Electrolux – at least for the moment. Five years from now that might be different."

Scharp insists that this is not merely a roundabout way of saying that Graenges has become a highly profitable cash cow in the current buoyant state of the aluminium market. There may be virtually no business synergies with the rest of the group, but as a corporate parent, "I think we can give them a lot," he says, in terms of shared managerial skills. (Revealingly, Scharp and most of his top Electrolux colleagues still refer to the company as "them", not "us".)

For one thing, Scharp claims that Electrolux's increasing involvement in the aluminium company has helped the latter gather international expertise for its current expansion outside Scandinavia. He also points to the scope – not yet exploited – for managerial transfers between Graenges and the rest of the group.

In the new language of "corporate parenting" theory (see the introductory article in this series), such skill-sharing falls into the category of "coaching", as opposed to the "orchestrator" role which Scharp plays towards Electrolux's household appliances businesses. It also differs from the narrow "controller" role which most companies in Electrolux's position play towards such apparently peripheral businesses as Graenges.

Per-Olof Aronson is reluctant to concede that Electrolux's experience outside Scandinavia has given him any particular assistance with Graenges' own international expansion. He says: "It's impossible for people whose main products are white goods, chain saws and so forth to give any specific help with our strategy." He also stresses that his company's investments could have been self-financed.

But Aronson confirms emphatically that Electrolux plays a very effective coaching role, in a general way – especially in the form of Anders Scharp himself. "They are very skilled commercially, and they're good general strategists," he says. "Anders is an extremely growth-oriented, aggressive manager who pushes you hard, and really asks for radical improvements." He says Scharp phones him twice a week on average, sometimes several times a day when there are management or organisational problems, for example.

Aronson also values the participation of several of his managers in Electrolux's recently developed group management development programmes.

Externally, Aronson says Graenges benefits from Electrolux's size and network of contacts, in terms of sales, takeover negotiations and so on. "If you're part of one of the largest industrial organisations in Europe, of course it helps now and then."

On the negative side, Aronson says – though head office disputes the contention – that Electrolux "finds it difficult to accept" the long capital expenditure cycles which are a characteristic of the aluminium industry. These have payback periods of five or six years, compared with the much shorter ones in most other Electrolux businesses. He also considers Electrolux's organisation structure too complex, and responsibilities within it too hard to define.

Aronson has not, however, had undue difficulty dealing with pressure from Electrolux's corporate staff for greater influence over Graenges. "I have rejected suggestions from them that I should sit down and discuss our budgets," he says; instead, meetings take place at a lower level and – he stresses – for information only.

"In an increasingly decentralised group the centre has to rely on people, rather than asking for figures all the time," Aronson adds.

As for the acid test of whether there is anything Graenges has been able to do under Electrolux's parentage which would not have been possible under alternative or independent ownership, Aronson's reply – in spite of his praise for the group's influence – is a brief "nothing".

Hans Baeckman, a member of Electrolux's executive committee who is on the board of one of Aronson's aluminium subsidiaries, also sums up the Graenges relationship somewhat starkly with the phrase that "such companies suffer no *disadvantages* from being part of Electrolux." That may seem pretty faint praise, but it is a lot more than can be said for similarly unrelated subsidiaries within many other multinationals.

The product line manager for commercial laundry services, Bertil Ljungquist, argues that the benefits of Electrolux ownership to his business are rather more concrete. Apart from image in the marketplace and access to Electrolux's acquisition expertise, there are



**Per-Olof Aronson (top) sees limited parenting benefits for Graenges aluminium business – products include aluminium profiles used in the SAS Stockholm headquarters (right) – but Bertil Ljungquist, co-ordinator of commercial services, is more convinced**

several synergies with its cleaning service businesses, especially in the form of common customers. Hence Ljungquist's appointment in February as "business area co-ordinator" for commercial services, covering both these product lines.

Ljungquist's double life as Electrolux's head of senior executive planning (and formerly administration director), does not detract from the force of his endorsement of head office's ability to add considerable value to service businesses such as cleaning and laundry – his view is echoed throughout the group.

This is partly a matter of transferring specific skills, such as the wealth of expertise which can be dispensed by the corporate centre in such tricky management areas as how to digest mergers and acquisitions – in which Electrolux has a far better record than most multinationals.

But it is also a question of its informality and carefully fostered openness, which support its performance culture – what Hans Baeckman calls "its extreme operational orientation and cost-consciousness".

All over Electrolux, in spite of their sensitivity about the youth and inexperience of some of the staff members involved, senior and middle managers cite the particular value of its "group projects". These are centrally co-ordinated programmes with specific targets for the improvement of performance in such areas as quality, inventory control, accounts receivable, information systems and even packaging, distribution and factory damage.

These projects are not just tools for raising standards in each part of the company, "but also for spreading the Electrolux culture," says Baeckman, whose main job is heading two product lines: chain saws and garden appliances. "They not only set signals, but require project teams and activity programmes to be set up" – some of which span product lines. "They avoid my having to sit with company after company, persuading people to improve their performance."

The objectives Anders Scharp sets for these projects are typically ambitious. "He believes strongly in defining very clear, dramatic targets – never a five per cent improvement, but 25 per cent or more," says Johann Bygge, the group controller, who heads "AR/P", the accounts receivable programme. One of its targets is for a 50 per cent cut in overdue accounts.

In a company as large and complicated as Electrolux has become in the past few years, it is remarkable that Scharp's personal influence is still felt so keenly right across and down the group, whether in setting targets for group projects and reviewing their progress in group meetings, or whether out among individual managers on the factory floor in Ohio, Georgia, Italy, Spain, or England.

As the company's growth continues, the question is how long that degree of direct personal influence can be sustained, and whether Electrolux can therefore remain such an effective corporate parent.

Several product line managers, and the executives beneath them, already say they have less frequent contact with Scharp than in the past – or than they would like. Bertil Ljungquist, busy building the commercial service business, has worked closely with Scharp's deputy, Lennart Ribohn, but says he is also "trying to get Anders more interested."

Despite the manifest quality of Anders Scharp's support troops, Electrolux's ability to manage a diverse and complex empire without letting it slide into conglomeracy is still heavily dependent on one charismatic leader.

The same applies to a much better-known company much admired throughout Electrolux: US General Electric, the executive chairman of which, Jack Welch, shares many characteristics with Anders Scharp – from their similar ages (both are in their mid-50s) right down to their informal, incisive style, their high energy levels, and their extraordinary ability to grasp and recall the details of a wide range of different businesses. Replacing either man will be a very tough task indeed.

*Earlier articles in this series appeared on June 19, 21, 23 and 26. The conclusion, on Friday, will examine whether Electrolux has yet become a true "transnational", or whether it is still a very Swedish company with a growing set of international colonies.*


THIS IS WHAT YOU GET FOR RECEIVING 1½ MILLION CALLS AN HOUR.

Yesterday we set a remarkable World Record.

One that affects all our lives. And one that sets the standard for British technological achievement.

Using System X, one of the world's most advanced telephone exchanges, we made over one and a half million telephone calls in just one hour. In front of independent assessors.

But we haven't had to invent anything new to do it. Because every System X we've sold can be easily expanded to this power and beyond.

Very few people, even our competitors, realise just how powerful telephone exchange processors will need to be to handle the communications explosion of the future. An explosion that's going to happen when we add together Intelligent Networks, ISDN and personal mobility.

We know that one and a half million calls per hour won't be nearly enough – but we're out in front – and we've designed System X to just keep on growing.

And with over 12 million lines of System X sold to date, we know that 15 telecom authorities on four continents have made the right decision for their future.

Which is good news for you. And great news for Britain.

System X. A great British success story.

TOWARDS THE NEW CENTURY

GPT



The Swire Group

FRANKFURT

The best return for your money.

HONG KONG

Arrive in better shape

CATHAY PACIFIC

# On the trail of a simple international language

**Mary Follain** reports on Policespeak and the potential for computerised translation

In a drive to ensure accurate and speedy communication between English and French frontier police when the Channel Tunnel opens in 1993, Kent Police is doing far more than just teach its officers French.

It has asked Edward Johnson, the Cambridge don who was involved in devising the international languages called Seaspeak and Airspeak, used by deck officers and air pilots, to create a similar simplified language for the police.

In addition to eliminating dangerous misunderstandings in telephone or VHF radio communications, Policespeak could be combined with British Telecom's experimental machine translation system, Linitext, on which Edward Johnson and his team of researchers are also working.

During a demonstration of Linitext at BT's Martlesham Laboratories, the police watched a secretary type a business letter in English on a computer keyboard and saw the French translation appear on the screen as she did so. It seemed like the answer to their prayers.

Once the tunnel opens, travellers to France will pass through French border controls while still in England. For the first time, British police will be working cheek by jowl with a foreign frontier force.

Superintendent David Lambert, chairman of the Kent Police committee looking into frontier control issues raised by the tunnel, warns: "The day we're faced with a Hillsborough or a King's Cross disaster, we will need very close co-operation with the French in the heat of the moment. Doing away with ambiguity and misunderstanding would then be a lifesaver."

Last month, the Cambridge team began a six-month, £50,000 pilot project, funded by Kent County Council and British Telecom.

The researchers are using computers to find the words and phrases which are most commonly used by the police. By September they should have a lexicon and a set of guiding principles on how to write a simplified or restricted police language, stripped of all the ambiguities of both natural language and police jargon.

The second phase could be a further 2½-year, £250,000 project to write Policespeak for the British police, and possibly for foreign forces as well.

It will not be a kind of "franglais", says Mark Garner, one of the Cambridge researchers. "We're not expecting our police to say 'allo allo allo, qu'est-ce que nous avons ici' in a kind of half French, half English Bobbyspeak."

It is hoped that the French police will co-operate with the Cambridge team to help clarify the jargon. Expressions such as "detain that man" would have a set translation in the other language, instead of a bewildering choice of alternatives. The idea would then be to develop two complementary, simplified languages, which would make important reductions in both training costs and communication loads.

Superintendent Lambert believes that the potential for computer communications in a simplified police language combined with machine translation is immense. "Many European countries are already sharing information by consulting each other's databases. Under the Schengen Agreement, Benelux countries will bring down their frontiers in 1990. Their police will need to overcome language barriers between five different states."

He suggests that another spin-off could be clearer forms. "All 43 of our forces in England and Wales design their own forms, often with different meanings for the same word."

The ultimate goal is an international police language.

Johnson, of Wolfson College, is brimming over with suggested applications for the results of research into "operational communications". He defines this as "purpose-built languages not assumed to have currency outside the operations or professional undertakings for which they have evolved."

Seaspeak, used for international maritime VHF communications, was the first operational language created by linguists using computer analysis. The language of aviation, Airspeak, evolved over 40 years of usage by pilots and air traffic control. But dangerous deviations in practice from specifications laid down by the International Civil Aviation Organisation prompted Johnson's collaboration with the ICAO on a tape-based training system, which was published last year.

The team working on Policespeak includes Garner, a grammarian and linguistic analyst attached to Melbourne University, David Matthews, a computer scientist and program writer, and Steve Hicks, a communications analyst who gleans linguistic material from the police.

They are painstakingly analysing 50,000 words of police communications using large sorting programs and computational analysis techniques similar to those used on Seaspeak.

Work begins by laboriously ticking off by hand all the "quantifiable" items (these include such descriptive words as colour, height, width and length) and sticking a $ sign or some other tag beside them. Once in the computer, the researchers can call up all words or expressions marked with a certain tag and list them. These are then standardised so that they are expressed in the same way. Verbs are treated similarly.

Johnson improved on this simple "number-crunching" technique by listing expressions according to communicative function: "An utterance like 'five cables' would have next to it: where it was recorded, the particular maritime operation under way and the speaker's overall purpose in saying it.

"The list of communication purposes gives us the likely content of messages – for example, what a deck officer arranging pilots as he arrives in harbour will need to say. Once the listing is completed, we can start drawing the boundaries of essential English for the operational context concerned," he says.

The imposition of set patterns for commands, questions or warnings increases intelligibility. For instance, "break" is safer than "back in a sec" or "I'm hanging up."

During their research into machine translation for BT, the team found more advanced techniques which enable them to build some grammatical knowledge into the system. When given "bring", for example, it also recognises "was brought" and "will bring."

The reliance of both purpose-built languages and accurate machine translation on restricted language makes them ideal bedfellows. BT's Linitext, intended for business correspondence, will not be on the market until 1995 but Fred Stentiford, head of the Martlesham laboratories, is confident that Policespeak will be easy to plug into a Linitext-style system "and then we're in business for automatic translation with a computer delivered communications system." He also believes it could be combined with limited voice recognition.

Before any of that can happen, BT and the Cambridge team must resolve tough ambiguity problems. Garner explains that given a word like "just", a computer will ask if the meaning is "only" or "recently". But if it keeps interrupting the user, he will lose patience. "To get round that, we can program probability by getting it to look at surrounding words."

He is confident that where there is a restricted, shared language, whether it be in frontier policing, furniture sales or booking travel tickets, the margin for error is almost non-existent. A group 3 facsimile machine could give a hard copy of the translation complete with accents.

To give an idea of the breadth of applications, BT says that a stockbroker is interested in using the system for early morning conferences with his Japanese office.




## WORTH WATCHING

Edited by Geoffrey Charlish

### Iron test for concrete

IF TINY iron particles are embedded in concrete or other substances, they can be used later to "read" the state of the material, say scientists at Westinghouse, the US engineering group.

The company has applied for a patent on the process, which may for the first time enable scientists to determine whether a pour of concrete was thoroughly mixed and has properly cured, without disturbing it.

The method consists of stimulating the particles with electro-magnetic energy at various frequencies. This makes them produce sound waves and radiated heat, which can be picked up and analysed.

For concrete, the cement would be "tagged" with particles, and it would then be possible to tell whether it had been properly mixed with the sand and gravel.

As the concrete hardens, the measured heat and sound will change and the curing rate, which has an important effect on the material's life, can be monitored.

Inspection of the concrete during its life is greatly simplified since there is no need to take core samples, which give a result only at the sample point. Instead, the new measuring equipment is run over the whole surface.

A similar technique can be used to check for the uniform presence of adhesive in a joint and to help assess its strength.

### Revealing more than an X-ray

DU PONT Imaging Systems, of Stevenage in the UK, has developed a system for digitising X-ray photographs and enhancing them electronically.

Called NDT Scan, the equipment is said to reveal more about the X-rayed subject than any other system. It becomes possible to detect microscopic flaws in a material – down to 1.5 thousandths of an inch, says Du Pont.

X-ray films up to 17 in by 14 in can be accommodated on a flat-bed scanner/digitiser and are passed slowly between a straight-line array of fibre optic light sources and a 5,000-element detector array.

In this way, every part of the radiograph is minutely examined. Maximum resolution is 35 microns (millionths of an metre) for a 50 sec scan.

The value of every picture element is digitised and a built-in microprocessor optimises their characteristics for viewing.



### Phone charges displayed

A DEVICE which allows telephone charges to be monitored on a small display is available from Saltek Industries in the UK

Charge Checker depends on pulses sent down the telephone line by British Telecom. An initial charge of £17 is made for the pulsing service by BT, which subsequently charges £2.50 a quarter to maintain it.

When a local, national or international call is made, Charge Checker counts the pulses, works out what the call is costing and shows it building up on the liquid crystal display.

In addition, a running total of call costs can be shown and the time at which the phone was last used.

The unit costs about £40 and is supplied with a request card for BT to provide the pulse service.

### Jets controlled by voice

MARCONI Defence Systems, of Portsmouth in the UK, has delivered two models of its ASR 1000 airborne speech recogniser to the Royal Aerospace Establishment at Farnborough, where they will undergo further flight trials.

The company believes it is well placed to win contracts for such equipment in the forthcoming European Fighter Aircraft (EFA).

Marconi says that these units are the first continuous speech recognisers with a large vocabulary to be designed for the noisy and busy cockpit of a military jet aircraft. One of the problems the system has to cope with is distortion of the pilot's voice, due to stress and to the effects of "G" forces during tight manoeuvring.

Because of the amount of work the crew members have to do, their hands are sometimes fully occupied and so the only way to get crucial information into the systems is by speech.

The ASR 1000 will allow any activity capable of being computer driven – from changing a radio frequency to firing a weapon – to be controlled directly by voice.

### Portable sales terminal

VERIFONE (UK) has launched a portable retail transaction terminal, the Tranz 420, which does not depend on telephone lines.

Instead, it stores transaction data on a semiconductor cartridge, which also contains information such as the types of credit card that can be accepted, up to 3,000 blacklisted card numbers and price lists. Each cartridge can accommodate 200 transactions.

At the end of a day's trading, the cartridges are taken to the user's bank, where details of all the sales transactions are emptied into the main computer and new blacklists and sales data can be loaded.

Tranz 420 is like the point-of-sale terminals found in shops, except that it can be used in places where there is no phone line, for example at individual tables in restaurants, and in taxis, aircraft and car parks.

The user enters the transaction details via a small keypad and the customer's card is passed through a card-reading slot. An integral dot matrix printer produces receipts.

The unit measures 4.6 in by 5.8 in by 11.9 in and runs off a rechargeable battery that lasts for 200 transactions. It costs less than £400.

CONTACTS: Westinghouse: London, 581 4363. Du Pont (UK): 0438 734000. Saltek: London, 731 7596. Marconi: London, 954 2311. VeriFone (UK): 089582 4031.


TECHNOLOGY MARKET

**The International Journal of TECHNOLOGY MANAGEMENT**

Articles from top level management and leading world researchers stress the practical aspects of solving engineering and technological business problems. Worldwide coverage with US, European and Japanese dominance.

For Senior executives with responsibility for:

* global technology/markets.
* corporate strategy.
* implications of new technology
* acquisitions, joint ventures and alliances
* technology transfer and licensing
* legal and financial technology management.
* innovation management, R & D, manufacturing and effective marketing.

**" a widespread reputation for highly authoritative content" Management News (British Institute of Management)**

Published bi-monthly; Volume 4 (1989) : £ Stg. 100.00

**The International Journal of COMPUTER APPLICATIONS IN TECHNOLOGY**

The official Journal of the International Network for Centres of Computer Applications (INCCA). Coverage includes:

* the management of computer applications
* computer-integrated business
* expert systems
* office and factory automation
* software engineering and management
* human/computer interaction
* CAE, CIM, CAD/CAM and robotics

Quarterly : Volume 2 (1989) : £ Stg. 90.00

**Editorial & Advertising Information & Company Profiles to:**

Dr M Dorgham (F.T.21)
Editor-in-Chief
The Open University
Milton Keynes
MK7 6AA UK
Fax No: 0908-653744

**For Subscription details contact:**

Inderscience Enterprises Ltd (F.T.21)
World Trade Centre Building
C.P. 306
CH - 1215
Geneva 15
Switzerland

OFFERS ARE INVITED FOR AN IMPORTANT ARCHIVE OF THE LATEST

**UNITED STATES GOVERNMENT SCIENTIFIC & TECHNICAL RESEARCH DATA**

Comprising some 300,000 TECHNICAL REPORTS from UNITED STATES GOVERNMENT AGENCIES and their contractors; includes about 15% input from authoritative non-US sources. The documents were issued from January 1984 to date. The archive represents the collated results of multi-billion dollar research funding. Presented on standard 98-frame microfiche. Full printed indexes will be supplied; machine readable indexes available. Contributors include all major US Government agencies: Defence (air, land, sea), Energy, Environment (EPA), Health, Transportation, NASA, NIOSH, Bureau of Standards, Office of Technology Assessment, and hundreds more. Facility of continued updating in future years may be negotiable. OF INTEREST TO GOVERNMENTS, NATIONAL LIBRARIES, MAJOR INDUSTRIAL/RESEARCH ORGANIZATIONS and UNIVERSITIES.

*Further information from Box A1274, Financial Times, One Southwark Bridge, London SE1 9HL*
(Responses will be sent to principles only)

**ENERGY CONSERVATION REDUCE POLLUTION**
**LICENSEES TO PATENT REQUIRED**

For THE MCKEE SOLARWINDOW & CURTAIN WALLING Solar Heating and Cooling System for commercial building, airports, office blocks, hotels, car parks, leisure centres, swim pools, etc, for hot and cool climates, reduced air conditioning costs. Transparent structures with special energy absorbing fluid which may be coloured or visually clear. Worldwide patents licence fees in region of £25,000 non-exclusive.

Those who have already replied please reply again to Box F8870, Financial Times, One Southwark Bridge, London SE1 9HL

**FINANCIAL TIMES TECHNOLOGY MARKET**

This section will appear every Wednesday on the Technology page.

For more information on how to advertise and for a copy of our brochure, please contact:

Michael Rowlands on 01-873 3349
or
Antony Carbonari on 01-873 3412

FINANCIAL TIMES
EUROPE'S BUSINESS NEWSPAPER

One Southwark Bridge, London SE1 9HL

**Do you have a Technology Marketing Strategy?**

This country spends an immense amount of time reminding the world how inventive and creative it is but at the same time usually apologises "terribly sorry, we are not awfully good at marketing ourselves".

This amazing nonsense is usually voiced by those involved in the inventive process, or the engineering cycle of product development, who prefer to ignore the market need and create in a vacuum!

Likewise, how many Marketing Directors in industry control the technology marketing process, including patenting and product licensing – that's somebody else's responsibility in another part of the company!

Marketing is not a science. It is the creative process identifying the market need, through to the implementation of product strategies to meet that market need. Nothing very clever in that, but how many engineers and scientists address the market need *first*.

For fifteen years Strategy has been advising a number of blue chip industrial companies on the promotional aspects of the technology marketing process. If you would like to know more, please contact Paul Cautley or Steven Dollond on 01-480 5652.

Strategy

Marketing ideas and solutions

Strategy International Ltd, The World Trade Centre, St Katharine's Dock, London E1 9AA
Tel: 01-480 5652 Fax: 01-488 9643

ARTS

TELEVISION

# Villains, heroes and shades of grey

Two programmes in the past week – each about one of the huge social problems of the world – provided fascinating illustrations of fundamental differences between drama and documentary. The thumping great two-hour opening episode of Channel 4's drama, *Traffik*, hurtled from continent to continent as it established the various theatres of operation in Pakistan, Germany, and Britain, for what is clearly to be a very international story of drug trafficking.

One of the most powerful elements of Simon Moore's script is the absence of easy point-scoring in the ethical sphere. Where Hollywood, with its black hats and white hats, would give us the darkest villains and the brightest heroes, this drama, like many on television, suggests innumerable shades of grey. The Pakistan farmers grow poppies because the alternatives do not give them a living wage. Far from being a hero, the British cabinet minister who discovers his daughter's heroin addiction is accused by his wife of not understanding his own child's life or anxieties. There is a moral ambivalence here which accurately reflects real life.

On the other hand Peter Lee-Wright's 90-minute BBC2 documentary about *Child Slaves* lumped together 8-year-old boys and 10-year-old girls working as prostitutes with 13 and 14-year-old boys in factories as though there were nothing to choose between them, and not a shade of grey anywhere. If there is a ready supply of teenage boys willing to do factory work to support otherwise starving families, and a ready demand for their labour, a Thatcherite believer in market forces might have trouble condemning the process, whatever the rest of us might say.

★

Television documentaries are able to condemn social policies in a root and branch manner (too little money is spent on roads, hospitals, schools, foreign aid, the environment, housing) partly because of their anonymity. Nobody in television has to stand up and take editorial responsibility for programmes which, collectively, demand the impossible.

Television journalism used to be the responsibility of journalists: people such as Ludovic Kennedy, James Mossman, Malcolm Muggeridge, Kenneth Allsop, Trevor Philpott and Robert Kee. These people had clout because theirs were the faces the public saw on screen and, like it or not, the charisma that comes with a famous face brings with it considerable influence. But many producers were unhappy about that. As the full time professionals of the medium, responsible for everything from the budget to the hospitality trolley, they resented the fame and influence of the "front man" whom they often saw as a "performer," waltzing in when the rest of the team had done a week's work, reading someone else's words off the autocue, yet winning all the kudos.

In most cases this bilious image was, of course, utterly inaccurate, but the fact remained that producers were frequently jealous of the presenters. So as the years have passed the balance of power has changed. Today television journalism is producer driven and journalist/reporters are not allowed to acquire the sort of influence they used to have. Feminism has preserved a small corner: Joan Bakewell is clearly a real power on *Heart Of The Matter* and Debbie Thrower actually has her name on *The Thrower Report* (tonight she investigates experiments on animals). But anonymity is now the general rule and we are the poorer for it.

★

Another member of that original group of television journalists was Robin Day, and here we are saying goodbye to him: after 35 years in television and 10 years as chairman of *Question Time* he is retiring. How good to know that the first thing he will be doing in retirement is to present a special edition of *Question Time* from France. Television is not so flush with good interviewer/chairmen that it can let people such as him go merely because he is 65. Let us hope that, like Frank Sinatra and Dame Nellie Melba, his goodbye appearance becomes a regular event.

It was Frankie Howerd who referred to "Those *cruel* glasses" in the days when he was setting new standards for the challenging political interview. His most admirable quality was his instinct for the journalism of democracy: "I think a lot of people would like to know, Prime Minister . . . "

Bill Patterson in "Traffik"

and his barrister's persistence in re-asking the question when his subject evaded the answer.

The most enjoyable moments in *Question Time* have arisen from his wide political knowledge plus his instinct for mischief. In his first farewell performance last week he turned to David Owen and asked – all wide-eyed innocence – "Would you serve under him?" (indicating Michael Heseltine) thus casting Heseltine as a future Prime Minister and Owen as a politician capable of moving not half way but all the way across the House.

Later, in a different discussion, when Heseltine said "Well, I go back to what I was saying before – " Day was down on him like a knife, declaring "In that case we'll have another question." Peter Sissons is an excellent journalist, but he will find Day's a hard act to follow.

★

The most engrossing programme on television in the past week has been *Test Match Special* presented by Johnners and Blowers (Brian Johnston and Henry Blofeld) with Christopher Martin-Jenkins, Neville Oliver, Trevor Bailey and Mike Selvey not forgetting The Bearded Wonder: scorer Bill Frindall. But surely it is on Radio 3? Well, yes, but while the Test is running all cricket enthusiasts surely stand their radios on their televisions and use the *TMS* commentary to accompany television's pictures.

It is like eavesdropping on a large family party: "Fiona has written in to ask 'What did the cat say when it swallowed a 10p coin?' I'll tell you after this ball – Jarvis, bowling from the Pavilion End, nice lively run up, they've taken two – it said 'There's money in the kitty.'"

Or "I've had a letter from an old school friend, David Howard from Rumsey in Hampshire, who asks 'What's this new fielding position bat and pad? It sounds like a pub.' Well, I'm sorry it offends you, old thing . . . " And "We'd like to offer birthday wishes to Len Hutton – daresay he's here at Lord's but perhaps Dorothy's listening . . . "

You do also learn a tremendous amount about cricket. The BBC has promised to retain *TMS* even after two of its wavelengths are taken away to be given to commercial radio. It had better.

★

What a valuable example *10 x 10* is proving to be. The first group of 10-minute films, commissioned by David Pearson at BBC Bristol, were made by film school students, and the second, which started on BBC2 last Thursday (but now seems to have disappeared off the face of the earth) were made by people in technical grades within the BBC: dubbing mixers, researchers, and so on.

In the first of this new series, "The Last Haircut," assistant film editor John Strickland watched a barber named Ken Abbott as he plied the last day of his trade. Abbott seems to model himself on A.A. Milne's Eeyore: "Everyone's in a hurry today. They bring their telephones in here with them, they bring their bleepers. They feed their children while they're here." And, to a customer who will have to find a new hairdresser "There's a nice bit of stuff down the road in one of them unisex places – nice little bosom stickin' in 'yer ear 'ole." Of his own prospects he remarked "Jesus Christ had long hair and a beard so there's not much chance of barbers going to heaven."

Other programmes to come in this series include an analysis of the significance of Dr Martens boots, and a record of the men who paste up the advertisments on the far side of the tube train rails – "Bill Stickers Is Innocent." The whole series is heartening not only because the individual programmes are often so interesting but because the exercise proves that you do not have to bubble-pack programmes in half-hours or hours: 10 minutes can be plenty of time to make a point very sharply.

★

It has, of course, been an unusually warm June, but that may not be quite enough to avoid anxiety among broadcasters at the revelation in this week's BARB figures that average viewing per head of the population during the week ending June 18 was the lowest for five years: 19 hours 39 minutes.

**Christopher Dunkley**

Marie McLaughlin and Carol Vaness

# Le nozze di Figaro

**COVENT GARDEN**

For his much-praised 1987 production, revived on Monday, Johannes Schaaf took a long, hard look at Mozart's opera. Though the carefully explicit result is gripping, it is not an unalloyed joy. Not (judging by others' reports) so frigid as his Royal Opera *Cosi*, nor positively curdled like his Salzburg *Seraglio*; but sullenly bent upon rejecting illusions, even when they are Mozart's fantasies of happiness or healing comedy. The strong, experienced cast Bernard Haitink conducts is much the same as before – but the house underestimated the running-time by a good quarter of an hour, which suggests some alteration since last time.

It could scarcely be in Haitink's tempi, which were irrepressibly brisk: indeed, the "Aprite, presto" duet flew to pieces. Among the exceptions was the Countess's "Porgi amor," where the lugubrious pace would surely have puzzled Mozart, and the excellent Carol Vaness was less flattered than taxed by the consequent demands on her legato. (Since Schaaf has her deliver it between discouraged swigs from a bottle, that might pass for appropriate.) Probably the difference was made by the recitatives, and still more the pauses-for-mugging in the recitatives, relentlessly stretched to accommodate all the "psychological detail" for which Mozart's arias and ensembles apparently make too little room.

The effect is to tilt the balance between musical and non-musical acting-out away from *opera buffa* and toward semi-serious operetta. The Schaaf contribution competes with da Ponte's and even Mozart's. Founded in a selective approach to the text, not perverse or arbitrary (nor "political" either), it dispirits by taking the darkest moments of the volatile main characters to show what each of them "really" is: here a permanent chip on the shoulder, there a settled disillusionment. Nobody is redeemed; throughout the first act nobody even smiles – except Don Basilio, and he of course cynically.

To be fair, Schaaf allows some elevated gravity to the dénouement. Still, the difference between Marie McLaughlin's new, fretful Susanna and her radiant, vivacious Salzburg creature of two years ago – pre-Schaaf – is instructive. A properly limpid "Deh vieni" would make no sense from the current *persona*, so she laces it with artful scoops and swerves. As for Figaro himself, Claudio Desderi's famous suppressed rage has made greater impact amidst more cheerful colleagues, though it retains a sharp edge. (If the black intensity of his "Aprite un po'" seemed a shade greyer, it was perhaps merely dampened by a cold – his lower register sounded thin all evening.) The Count is again Thomas Allen, who would seem invincibly decent even as Melot or Alberich.

Stella Kliendienst's Cherubino remains a nervy, engaging adolescent, and there are bright sketches of Barbarina and the Notary by Judith Howarth and Alexander Oliver. The kindliest portrayals are out on the margins: Richard Van Allen's gentlemanly Don Bartolo and Sarah Walker's twinkling Marcellina, both enhanced by the inclusion of their last-act arias – but at the usual net cost to the dramatic action. (Mozart must have produced those favours for his lesser principals through gritted teeth.)

Neither Schaaf nor his lighting designer Robert Bryan try for the least verisimilitude, by the by, in the midnight ruses and disguises of that act: after the truculent naturalism earlier, we have to adjust abruptly to another convention. Xenia Hausner's set places all the action in partitioned sectors under one huge baroque cupola, a whimsically gross décor like no town-house in Seville or anywhere else. None of which is to say that this *Figaro* isn't tough, intelligent, mostly consistent and intermittently moving; only that its wilfully sour air isn't the climate in which Mozart's translucent inspirations flourish best.

**David Murray**

BOOK REVIEW

# A clear portrait of Walton

*Behind the façade*, Susana Walton's memoir of her husband, published two years ago was naturally more deeply concerned with the years of their marriage (over half of Walton's adult life) than the pre-war years when the fame of the lanky white hope of British music was spectacularly won. Michael Kennedy's *Portrait of Walton* (Oxford University Press, £17.50) sets the balance right. Since Kennedy is a musical biographer of well-proven ability, he avoids the opposite temptation of damning all the post-war music with faint praise.

For those who were not about at the time, it must be hard to realise how exciting and heartening were the viola concerto, *Belshazzar's Feast* and the first symphony (*Façade* made its full impact on the public at large some time later) when they were new. Not only exciting but immensely satisfying. At a time when the ageing Elgar was fading from view, Walton's handful gave English music a transforming lease of life. One could bask in this and feel proud without shutting one's ears to much more radical things happening abroad, still less subscribing to such soppy jingoism as Kennedy quotes from a letter of John Ireland's to Walton about the symphony: "It has established you as the most vital and original genius in Europe. No-one but a bloody fool could fail to see this . . . " Fortunately the hard-headed, sceptical Northerner Walton remained in spite of his successful escape from his native Oldham was not one to believe such nonsense.

It was in these years that the deep, pervasive love of the South began to flower that later beckoned Walton to live in Italy. It was the Sitwells who brought this to the surface yet the mystery remains as to where, in those sober Lancastrian origins, the affinity came from. It wasn't entirely for the good. Verdi and his successors hung like a dangerous mirage over the slow, painful genesis – documented here in some detail – of the opera *Troilus and Cressida* which should have but alas failed to crown the long affair with Mediterranean culture.

Christopher Hassall's libretto for *Troilus* has been scolded for the supposed influence of Ivor Novello with whom Hassall had worked. But a dose of the theatrical professionalism required for musical comedy is exactly what English opera at that time lacked. Surely the malign if unintentional influence on that "wine-dark" verse was Hassall's friend Sir Edward Marsh, editor of Rupert Brooke and the *Georgian Poetry* volumes. Brooke, I suspect, is more to blame than the harmless Novello. One can't help wondering, if Walton's friend Constant Lambert hadn't died half-way through the composition of *Troilus*, whether his keen judgement and observant wit might not have sprinkled useful astringent on the early stages of the opera.

Kennedy quotes some words by Desmond Shawe-Taylor about Walton's music: "so energetic, often so lyrical, always so beautifully made; and yet so limited in emotional scope and variety," stressing the danger of hasty judgements on the lines of "the mixture as before" that call out for later adjustment. These limitations are of greater importance than whether or not it is permissible for a leading composer to write like Walton in the age of Boulez and Stockhausen. Meanwhile, though one notices that while some of the later works (for instance the cello concerto and the second symphony) seem to be gaining ground, many scores in which Kennedy's lively descriptions re-awaken one's interest lie slumbering.

This "Portrait" gives as clear a picture as we are likely to have for the time being of a most attractive if finally baffling man. It captures the flavour of a dry, unsentimental yet inwardly warm personality. A composer's musical likes and dislikes may be revealing about the man himself – they are less often revealing about the other composers and their music. Walton's friendship and esteem for Hindemith, Britten and Henze are well attested. He drew something of a blank with Tippett's music. He did not he get on with the later Stravinsky and he was wary of Strauss – perhaps because they had certain things in common? yet his curiosity about contemporary music was endless. The mail-bags to Ischia must have bulged with the scores and records Walton sent for to study. Few of them deflected him from the narrow, scrupulously tended path he chose for himself.

**Ronald Crichton**

# Gregynog Festival

**GREGYNOG**

The first music I heard at Gregynog was the sound of the choir in rehearsal drifting across the gardens as I sat on the steps of the summerhouse by the lily pond on my first evening – an idyllic start to a stay in this most beautiful area of Wales, around Newtown.

From the nearby hills one can survey the full extent of the grounds. This substantial estate, with its extraordinary mock-Tudor, late Victorian country house, was left to the University of Wales in the 1960s and has had regular use since then as a residential educational centre. Then last year came the idea of holding a week-long music festival there, under the guidance of the tenor, Anthony Rolfe Johnson.

The experiment was a sufficient success for a second to be arranged and the 1989 Gregynog Festival opened on Sunday afternoon with a performance of Bach's *St Matthew Passion*. The music room at the house is not large and I was told the seats for this opening event could have been sold three times over, a sign that local people have taken the festival to their hearts after their first taste of it last year.

With a choir of 20 and a small orchestra of period instruments, the scale was not at all overbearing. Although there was some comment among the audience about the speeds, this was in fact a relaxed unfolding of the great score, as far as the period style of performing Bach allows these days, the players always having time to feel and breathe their music under the direction of Rolfe Johnson, who doubled as both conductor and Evangelist.

The choral singing was adequate; the soloists rather more than that. Rolfe Johnson's Evangelist, finding lovely lines to sing where so many are prosaic, is a known quantity from records. The unexpected delight of the performance, at least for those of us who missed the "Cardiff Singer of the World" competition, was the young Welsh bass Bryn Terfel as Jesus, proudly rolling forth a voice of a size and technical surety that are little short of astonishing in one so young.

With Catherine Denley the alto and Stephen Roberts the bass, there was a solo quartet of experience. John Mark Ainsley brought beautifully-produced tone to the tenor part and the soprano arias were phrased with distinction by Lorna Anderson, despite some perilous playing from the oboes. After what the period wind did to "Aus Liebe will mein Heiland sterben" I had some sympathy for the lady in front, who leant across and commented drily to her friend, "Funny orchestra."

That is certainly an area for Gregynog to work on before next year. What they already have is singing of an exceptional quality for a festival this size and an unrivalled setting, where music can be absorbed and enjoyed to its most rewarding level.

**Richard Fairman**


NOTICE OF REDEMPTION

To the Holders of the

9¾% Guaranteed Notes Due 1991

of

**General Electric Credit International N.V.**

**(guaranteed by General Electric Capital Corporation, formerly known as General Electric Credit Corporation)**

The foregoing Corporations are affiliates of General Electric Company, U.S.A.

NOTICE IS HEREBY GIVEN that, pursuant to the provisions of Section 5 of the Fiscal and Paying Agency Agreement, dated as of February 1, 1983, among General Electric Credit International N.V. (the "Company"), General Electric Credit Corporation (now known as General Electric Capital Corporation), as Guarantor, and The Chase Manhattan Bank (National Association), as Fiscal and Paying Agent, and paragraph 6(a) of the Terms and Conditions of the above-mentioned Notes (the "Notes"), all of the Notes will be redeemed on August 1, 1989 (the "Redemption Date") at the price of 100% of their principal amount (the "Redemption Price"). Interest due on August 1, 1989 on the Notes will be paid in the usual manner. Interest on the Notes shall cease to accrue from and after the Redemption Date. On and after the Redemption Date, the sole right of the holders of the Notes shall be to receive the Redemption Price.

Payment of the Redemption Price will be made upon presentation and surrender of the Notes, together (in the case of bearer Notes) with all appurtenant coupons maturing subsequent to the Redemption Date, at any of the paying agencies listed below. In the event any such unmatured coupons fail to be presented, the amount of the missing coupons will be deducted from the Redemption Price.

Chase Manhattan Bank Luxembourg, S.A.
5 Rue Plaetis
L-2338, Luxembourg Grand

The Chase Manhattan Bank, N.A.
London Branch
Woolgate House, Coleman Street
London EC2P 2HD
England

Chase Manhattan Bank (Suisse)
63 Rue du Rhone
1204 Geneva, Switzerland

Banque Bruxelles Lambert
Avenue Marnix, 24
1050 Brussels, Belgium

Coupons which shall have matured on or prior to the Redemption Date should be detached, presented and surrendered for payment in the usual manner.

Payment on any Note made within the United States, including by transfer to a United States dollar account maintained by the payee with a bank in the City of New York, may be subject to reporting to the United States Internal Revenue Service (IRS) and to backup withholding of 20% of the gross proceeds (including premium and accrued interest) if the payee fails to provide the paying agent with an executed IRS Form W-8 in the case of a non-U.S. person or an executed IRS Form W-9 in the case of a U.S. person. No such backup withholding will be required in the case of presentation of bearer Notes for redemption with a paying agent outside of New York, New York, if payment is made outside the United States. Information reporting to the IRS will only be required upon such payment made outside the United States if made to U.S. persons in certain circumstances. Those U.S. holders who are required to provide their correct taxpayer identification number on IRS Form W-9 and who fail to do so may also be subject to an IRS penalty of U.S. $50. Accordingly, please provide any appropriate certification when presenting the Notes for payment.

GENERAL ELECTRIC CREDIT INTERNATIONAL N.V.

By. THE CHASE MANHATTAN BANK
(National Association)
as Fiscal and Paying Agent

Dated: June 28, 1989


# ARTS GUIDE

June 23-29

THEATRE

**London**

**The Merchant of Venice** (Phoenix). Dustin Hoffman's Shylock a sympathetic, semaphore-gesturing alien in Peter Hall's fine Venetian Renaissance production, Geraldine James a superb Portia (836 2294).

**Much Ado About Nothing** (Strand). Alan Bates and Felicity Kendal lead strong ad hoc company in turnabout fortnightly rep with Chekhov's early, astringent Ivanov. Not to be despised (836 2660).

**As You Like It** (Old Vic). Yet more non-RSC Shakespeare, with an outstanding Rosalind from Fiona Shaw in eclectic, enjoyable Tim Albery revival. Ambitious designs (928 7616, cc 261 1821).

**The Black Prince** (Aldwych). Ian McDiarmid gives the performance of a lifetime in Iris Murdoch's distillation of her own Hamlet novel. Witty black farce, vitriolic and entertaining (836 6404).

**Single Spies** (Queen's). The highlight of Alan Bennett's double bill is a comic confrontation between Prunella Scales as Her Majesty the Queen and Bennett himself as Anthony Blunt in the royal picture gallery. Clive Francis plays Guy Burgess in a rehash of Bennett's fine TV film *An Englishman Abroad* (734 1166).

**Brigadoon** (Victoria Palace). 1947 Lerner and Loewe "heather-scented" Scottish fairytale hit is handsomely revived and well sung, less frail than expected (834 1317, cc 836 2428).

**The Vortex** (Garrick). Maria Aitken and Rupert Everett in brilliant reappraisal by Philip Prowse of Noel Coward's 1924 study of drug addiction and mother fixation. Mannered, excessive, beautifully costumed. A must for yuppies (379 6107, cc 741 9999).

**Aspects of Love** (Prince of Wales). Andrew Lloyd Webber's latest derived from David Garnett's 1955 novella. Well directed by Trevor Nunn, a cast of unknowns project the right sense of sybaritic insouciance. A probable, but unspectacular, hit (839 5972).

**Hamburg**

**The World's Theatre.** The international festival to July 9 will take place in Hamburg, as part of the town's 800th anniversary of its harbour. Organised by the Thalia Theatre with the help of the InternationalTheatre Institut, some 34 pieces from 17 countries will be performed, among them East Germany, the Soviet Union, Sweden, South Africa, France, the USA , Britain, Germany and Italy. The idea for the festival came from former theatre director Ivan Nagel, who formed the Theatre of Nations in 1979. Richard von Weizsäcker, West German President, is chairman of this year's festival.

**New York**

**Heidi Chronicles** (Plymouth). Wendy Wasserstein's award-winning drama covering 20 years in the life of a successful American baby boomer goes from support for Eugene McCarthy's presidential aspirations to electoral ambitions in the 1980s, accompanied by the musical and emotional flavour of the period (239 6200).

**Lend Me a Tenor** (Royale). A sprucing up in the set of a decaying town's big time opera ambitions makes a transatlantic hit of this farce, first produced in London, but now with a local cast led by Philip Bosco and Victor Garber (239 6200).

**Shirley Valentine** (Booth). Pauline Collins brings her West End triumph to Broadway in Willy Russell's amusing and touching story of a Liverpool woman's awakening in the Aegean Sea. Simon Callow again directs without smoothing any of the Northern English edges that retain an authentic touch.

**Rumours** (Broadhurst). Neil Simon's latest comedy is a self-conscious farce, with numerous slamming doors and lots of mugging but hollow humour that misses as often as it hits. Christine Baranski leads an ebullient cast in the inevitable but disappointing hit.

**A Chorus Line** (Shubert). The longest-running musical in the US has not only supported Joseph Papp's Public Theater for eight years but also updated the musical genre with its backstage story in which the songs are used as auditions rather than emotions (239 6200).

**Les Misérables** (Broadway). The magnificent spectacle of Victor Hugo's majestic sweep of history and pathos brings to Broadway lessons in pageantry and drama (239 6200).

**Me and My Girl** (Marquis). Even if the plot turns on ironic mimicry of Pygmalion, this is no classic, with forgettable songs and dated leadenness in a stage full of characters. It has nevertheless proved to be a durable Broadway hit (947 0033).

**Phantom of the Opera** (Majestic). Stuffed with Maria Bjornson's gilded sets, Phantom rocks with Andrew Lloyd Webber's haunting melodies in this mega-transfer from London (239 6200).

**Washington**

**Into the Woods** (Kennedy Center Opera House). Stephen Sondheim and James Lapine update favourite fairy tales with a contemporary plot and characteristically challenging songs. Ends July 16 (254 3770).

**Chicago**

**A Funny Thing Happened on the Way to the Forum** (Goodman). Stephen Sondheim's most popular musical, for which he wrote both music and lyrics, stars Louis DiCrescennzo as Pseudolus in Burt Shevelove and Larry Gelbart's adaptation of Plautus. Ends Aug 6.

**Steel Magnolias** (Royal George). Ann Francis and Marcia Rodd play the leads in this view of southern life from under the dryers in a busy hairdressing establishment (988 9000).

**Les Miserables** (Auditorium). The international spectacle has settled in for a long stay by the Great Lakes (922 2110).

**Tokyo**

**Les Miserables.** (Imperial Theatre) Strongly-cast revival (in Japanese) of the stirring musical of the storming of the Paris barricades (201 7777).

**Jesus Christ Superstar.** Japonesqua. Aoyama Theatre (0120 489444). Revival of successful Kabuki-style production of Andrew Lloyd-Webber's first hit musical (in Japanese).

SALEROOM

# Derain makes £6m

At Christie's Impressionist and modern sale in London on Monday evening the emphasis was squarely on the modern. André Derain's vibrant harbour scene of Collioure, the birthplace of Fauvism, far exceeded expectations by selling to New York dealers Acquavella for a record £6,160,000. It is one of the finest Fauve paintings to come onto the market in recent years.

The intense light of the Midi proved the catalyst for Derain's hot, raw colour, "charges of dynamite" discharging light, painted in direct fractured brushstrokes on a brilliant white ground. The work is typical of the group of Collioure canvases which caused such outrage at the Salon des Indépendents in Paris in 1905.

A small, late Renoir bather wiping her feet, formidably built and modelled in rich Venetian colour, also sold for double its estimate. The canvas went to an anonymous bidder for £4,620,000. The two other star turns sold on target: Japanese dealer Aska International who featured prominently in the sale paid £3,850,000 for Monet's painting of his wife and son in the garden at Argenteuil, and German dealer Wolfgang Wittrock secured Mondrian's much admired pure abstract "Composition C with red and grey" for £3,190,000.

Success eluded the sale's major Foujita of a young woman having her palm read, estimated at over a million. The middle-ground pictures, the bulk of the sale, fared extremely well. A breakdown of the buyers reveals the importance of these secondary London sales for the European – and Japanese – trade. Of the 86 per cent sold, 12 per cent went to America, 34 per cent to Japan, and 42 per cent to European trade. The auction totalled £33,715,000.

The trade was again in full force with full pockets at yesterday's Impressionist and modern drawing sale. Top lot was another post-bath nude, a watercolour and gouache by Bonnard, which made £352,000. Swiss trade secured Chagall's gouache and watercolour "Le Vent dans les Fleurs au Clair de Lune" at £253,000. The sale totalled £3,959,650, with 23 per cent unsold.

**Susan Moore**

FINANCIAL TIMES

NUMBER ONE SOUTHWARK BRIDGE, LONDON SE1 9HL
Telephone: 01-873 3000 Telex: 922186 Fax: 01-407 5700

Wednesday June 28 1989

# Compromise in Madrid

AS THE EUROPEAN Community's squeakiest wheel, Mrs Thatcher has once again received plenty of grease. But she has also learned that a mere wheel, however squeaky, cannot halt forward momentum on which the driver is truly determined.

At the Summit of European Community heads of government in Madrid, Mrs Thatcher managed at most to slow progress towards the goal of economic and monetary union that she dislikes so much. She can halt it altogether only by winning an intellectual victory against her opponents, but on this she failed. She is likely to go on failing, unless she changes her aim from that of thwarting the principle of European Monetary Union (Emu) to that of modifying its more objectionable features.

Though evolution towards Emu will continue, it may prove quite slow. These are the key conclusions to be drawn from the summit. The first stage of the movement towards Emu, as defined by the Delors Committee, is to begin on July 1 1990, but no terminal date has been set. There is no explicit commitment to proceed to the subsequent two stages.

As Mrs Thatcher herself conceded, she could not have prevented the decision to carry out the preparatory work for the organisation of an intergovernmental conference on subsequent stages. The conference itself will not meet before the first stage has begun and must be preceded by "complete and adequate preparation." The conclusions of such a conference will also have to be adopted unanimously, unless the other members of the EC are prepared to agree to a new treaty outside the framework of the Treaty of Rome. All this gives the UK some influence over the precise destination and route of the EC's journey to Emu, if not over its general direction.

## Two conditions

The first stage could prove to be protracted. There are two conditions for its successful completion: the survival of the European Monetary System after abolition of exchange controls, and the incorporation of all currencies, particularly sterling, in the system's exchange rate mechanism (Erm). Cunningly, Mrs Thatcher has linked the two. Her key conditions for sterling's entry, apart from a sharp fall in the rate of inflation, include the completion of the single market in all its aspects (including a free market in financial services) and the abolition of all exchange controls. Given the timetable for abolition of exchange controls in Portugal and Greece, this formulation might well permit Mrs Thatcher to keep sterling out for another five years.

Thus the first stage could easily last until the mid-1990s. Some of Mrs Thatcher's advisers expect that the EMS will have collapsed before that date, making all subsequent stages moot. They are likely to be disappointed. But should those keen to see progress towards Emu also be disappointed by the compromises in Madrid?

## Accepted principle

The answer is no, for three reasons. First, the principle of movement towards Emu has now been accepted. Second, the first stage will, itself, prove difficult and complex. In particular, it demands successful convergence between major currencies – the French franc and the lira – that have long been in the Erm, but have been bolstered by exchange controls, and another currency – sterling – that has been outside the Erm, but has not been protected by exchange controls for a decade. Finally, the views of the Delors report on how the second and third stages might proceed – notably on fiscal policy – are themselves flawed. They should not be adopted before much further discussion, discussion that a carefully prepared inter-governmental conference would ensure.

The battlefront now moves to the UK itself. Mrs Thatcher may have kept sterling outside the Erm until after the next election, but the price may prove to be defeat in her own domestic economic war. With the credibility of government policy under searching examination in financial markets, the price of this "victory" may well prove to be a deeper recession or higher inflation than necessary. The wheel may have received plenty of grease in Madrid, but it could yet break completely under the present strains.

# Getting up with the larks

YESTERDAY'S green paper on summer time is designed to broaden the public debate on whether the UK should set its clocks to longer summer evenings and darker winter mornings. It is guaranteed to arouse the deepest of emotions. Scottish MPs carried the House of Commons in a free vote in 1970 to end the last experiment with dark winter mornings. Accidents to school children, attacks on postmen, seriously disturbed cows: these and other problems were all blamed on British Standard Time, an experiment which ran for three years until 1971 and extended summer time throughout the year. Many of these arguments have since been proved spurious and the green paper puts forward a convincing argument for change.

The Home Office has investigated the case for reform with some enthusiasm since it was approached last year by Dr Mayer Hillman who carried out a study for the Policy Studies Institute. He concluded that most people in the UK would be far better off under an arrangement which would hark back to the daylight saving system of the war years.

The argument is that the UK should come into line on time changes with most of the rest of Europe, which at present is one hour ahead for 11 months of the year. This would mean staying with British Summer Time (GMT + 1 hour) during the winter and adopting double summer time (GMT + 2) between the end of March and the end of September.

## European directive

Dr Hillman's approach was opportune since the Home Office was faced with a European directive urging harmonisation with the rest of the Community on the date on which clocks should change at the end of summer. The EC changes its clocks at the end of September whereas the UK moves at the end of October.

The PSI study argued convincingly that trade between the UK and the rest of Europe would be greatly eased by time harmonisation. It also calculated that longer evenings would earn the leisure industry an extra £150m a year and could boost earnings from tourism by an annual £600m, by extending the tourist season.

Before the study, no one had seriously challenged the impassioned arguments in the last debate which dwelt on road deaths among children on their way to school in the dark mornings. Dr Hillman studied the accident statistics for 1968-71, the duration of the experiment, and found that the fall of 3,600 accidents a year in the evenings outweighed the increase of 900 in the mornings. Strikingly, the percentage reduction in Scotland was more than double that in England and Wales. His findings have been borne out by a Transport and Road Research Laboratory study which shows that if single/double summer time had been operating in 1985, it would have reduced road deaths by about 159.

## Fluorescent armbands

The evidence is persuasive, but it will not easily win the day. Common-sense arguments can be difficult to sustain against an MP armed with the single tragedy of a young life destroyed while crossing the road in the dark. Many can remember struggling to work or school in darkness, wearing reflective fluorescent armbands. People in the Western Isles were so miserable that they threatened to declare UDI.

The construction industry, backed by the farmers, mobilised a powerful lobby against change last time, and together they have warned they will do so again. Bills to bring in summer time were continually thrown out in the early 1900s after now-familiar resistance from farmers, until the need for daylight saving in the Great War prompted the Summer Time Act of 1916. It proved very popular.

Legislation that would upset the Scots would be a bold step and Home Office ministers were keeping their heads down yesterday. Parliament in this case, however, should be swayed less by passion and more by the power of well reasoned argument.



## The Japanese in Europe

### Total investment

| $ million | Year to March 1988 | Year to March 1989 | Cumulative total 1951–89 |
|---|---|---|---|
| UK | 2,473 | 3,958 | 10,554 |
| Netherlands | 829 | 2,359 | 5,525 |
| Luxembourg | 1,764 | 657 | 4,729 |
| W.Germany | 403 | 409 | 2,364 |
| France | 330 | 463 | 1,784 |
| Switzerland | 224 | 454 | 1,432 |
| Spain | 283 | 161 | 1,045 |
| Belgium | 70 | 164 | 1,027 |
| Ireland | 58 | 42 | 432 |
| Italy | 59 | 108 | 370 |

### Number of manufacturing plants

To January 1989

EC countries

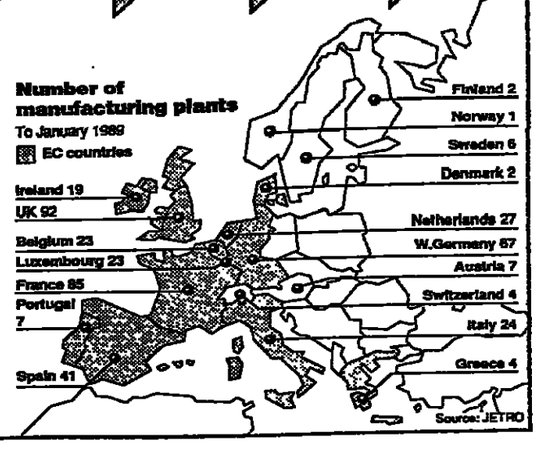


Source: JETRO

**Guy de Jonquières** reports on the reaction of EC countries to Japan's increasing determination to invest in Europe

# The new kid on the block

As the European Community's planned single market – and worries about being locked out of it – prompt growing numbers of Japanese industrial companies to acquire production bases inside its frontiers, the EC is starting, for the first time, to ponder seriously the consequences of this new presence in its midst.

Officially, the Community welcomes such investments because it hopes they will offset its bilateral trade deficit, which rose to $34.2bn last year. It has also prodded these investments along by limiting many types of Japanese exports and by its vigorous use of anti-dumping actions, which have obliged Japanese industry to step up local production.

Yet the growing Japanese presence evokes much ambivalence both in the European Commission and among governments. As one senior Brussels official puts it, the challenge is to achieve a balancing act: to capture the capital, technology, jobs and competitive stimulus which the Japanese can contribute, without precipitating a stampede which would severely disrupt European industries and markets.

Some observers believe such equivocal attitudes may spell trouble ahead. Mr Muneoki Date, Japan's ambassador to the EC, fears the role of Japanese companies based in Europe will increasingly give rise to strains on bilateral relations. "Investment friction will become the problem of the future," he says.

On the face of it, such concerns might seem a shade premature. Europe accounts for only 16 per cent of Japan's total direct investment worldwide, against 42 per cent for the US. Even in Britain, by far the most popular location in the EC, Japan's share of all foreign investment to date is well below 5 per cent, and only a fraction of it is in manufacturing.

Two factors, however, give high visibility to the Japanese influx. One is that much of it is concentrated in "sensitive" sectors, notably electronics and cars, where Japan already enjoys immense competitive strengths. The second is that it is growing rapidly: the Japan External Trade Organisation says the number of Japanese companies with production bases in Europe has more than doubled since 1983 to reach 411 last January.

Since then, several big projects have been announced, notably Toyota's planned £700m car factory in Derby and Fujitsu's £400m microchip plant in County Durham. Much more is expected to follow. "The amount still in the pipeline is absolutely huge," says Mr David Waterstone, head of the Welsh Development Agency, which has attracted many Japanese companies to Wales.

How far such investments benefit EC economies is still fiercely debated. Few elsewhere in Europe believe as fervently as Mrs Thatcher in their regenerative economic properties, and many argue that they risk squeezing out existing producers, rather than adding to the industrial base. Japanese companies are also widely criticised for not doing enough research and development in Europe. Yet on one point an increasingly broad consensus is emerging: that they are becoming economically too important to be ignored.

This realisation has been underlined by recent shifts of attitude in France and Italy. In the past, both countries have resisted Japanese penetration of their national markets and have condemned the UK's glad-handing approach towards Japanese plants as a "Trojan horse" policy which was threatening European industry from within.

Now the French Government is launching a campaign to persuade more Japanese companies to set up there, while Italy is attempting to barter a reduction in its battery of restrictions on Japan's exports for more of their direct investments. "To strengthen EC-Japanese co-operation, we have to favour Japanese joint ventures and investments," says Mr Renato Ruggiero, Italy's Foreign Trade Minister.

This new pragmatism is due less to enthusiasm than to necessity. The turning point came last April when France was obliged to abandon its unilateral effort to block imports of Nissan cars assembled in the UK. It had claimed the vehicles lacked sufficient local content to qualify as EC products and should therefore count against its national import quotas on Japanese cars – an argument rejected by the European Commission as lacking any basis in law.

It quickly dawned on officials in Paris that they risked ending up with the worst of all worlds. If France was going to have to open its frontiers to goods made by Japanese companies elsewhere in Europe, it was pointless to frighten away the factories which produced them. Mr Roger Fauroux, the French Industry Minister, admits: "Britain has a formidable public relations lady in Mrs Thatcher, while we have a reputation as protectionist, nationalistic and not welcoming foreigners."

How far prospective Japanese investors will be convinced that things really have changed remains to be seen. For while France and Italy may be adopting a softer tone at home, in Brussels they are continuing to press the rest of the EC to drive a hard bargain with the Japanese over investment and trade – a position broadly shared by most other southern European countries.

Ranged against them is a group of northern European governments, particularly Britain, West Germany and the Netherlands, which favour a more dove-like approach. Given these internal divisions, and the complexity of many of the policy issues involved, it is hardly surprising that the signals emerging from Brussels point in more than one direction.

On the one hand, there is some evidence of a less confrontational line towards Japan on a number of trade issues. The Commission has defused a potentially explosive row over its proposals on banking reciprocity. There has also been a lull so far this year in its anti-dumping actions against Japanese imports, though it is still unclear how far this reflects a conscious policy decision and how long it will last.

**Doubts persist as to whether Japanese companies can be counted on to play the game by local rules**

Furthermore, the liberals have made most of the running so far in Brussels' efforts to formulate proposals for dealing with Japanese cars after 1992. Mr Martin Bangemann, the Industry Commissioner, is strongly resisting demands for formal EC quotas on Japanese car imports to replace national curbs. He is also ruling out, for both legal and technical reasons, EC mandatory local content requirements on Japanese assembly plants.

Yet, at the same time, the Commission is toughening its stand on local production by Japanese companies of other types of product. It has begun tightening local content standards for a variety of electronics items of which Japan is a leading supplier, including photocopiers, video recorders (VCRs), computer printers and the semiconductors they contain.

The Commission claims the rules need to be rewritten because they are out of date and to ensure that its anti-dumping policy is enforced effectively. It argues that, without a precise definition of EC origin, companies can evade dumping duties by shipping dumped products assembled from imported components in low-cost "screwdriver" plants based in the Community or third countries.

Some of those affected suspect the EC of manipulating the regulations to its own advantage. "The Commission says it is simply engaged in an administrative procedure. But there is a perception, especially among companies outside the Community, that local content and rules of origin are being used as instruments of trade policy," says Mr Robin Griffiths, a lawyer who has defended a number of Japanese companies against dumping charges.

What particularly disconcerts Japanese companies is that rules for individual products vary widely, and that the institutional process for deciding them is both opaque and unpredictable. As a consequence, they complain, their business planning is made much more complicated.

Few tears are likely to be shed on this score by their European competitors, some of which evidently hope Japanese companies' EC expansion will be slowed down if they have to meet more stringent local content standards. The frequent Japanese complaints about the problems of finding reliable European suppliers, above all in Britain, would seem to support this view.

Yet, in various ways, these hurdles are being surmounted. Mrs Marie-Louise Bougeneaux of Datar, the French regional development agency, believes many Japanese companies have decided to concentrate on deepening their existing investments in Europe, either by transferring more operations from Japan or by bringing traditional suppliers with them.

Some companies, such as Seiko-Epson, a leading personal computer and printer maker, are also talking of making friendly takeovers of European parts suppliers; others, such as Matsushita Electric, Japan's largest consumer electronics manufacturer, are emphasising joint ventures and alliances with European partners.

Such arrangements are undoubtedly often inspired as much by political motives as by commercial logic. Most large Japanese companies are keen to minimise the risk of attracting scrutiny from Brussels. They also sense that they need to keep on the right side of EC governments if they are ever to win a worthwhile share of lucrative public sector markets such as telecommunications.

Yet, serious doubts still persist in much of Europe as to whether, when it comes to the crunch, Japanese companies can be counted on to play the game by local rules. Anxieties are particularly acute in advanced electronics, an area where many policymakers believe Europe must preserve an autonomous capacity if it is to retain control of its industrial future.

Mr Filippo Pandolfi, the EC Research Commissioner, says Europe should be open to the Japanese but needs to exercise political wisdom. "This is not a one-way playing field, where there are only the aggressors and the attacked," he says, adding that Japanese still find it difficult not to take markets by storm.

Inevitably, judgments on where normal competition ends and aggression begins are somewhat subjective. But in some sectors the rapid growth of Japanese branch plants in response to EC import restrictions appears to pose a threat of just the kind of overproduction and cut-throat competition which some in Europe fear.

For instance, there are 14 Japanese computer plants in Europe. Yet Cores, a Japanese-owned market research firm, estimates that planned output at the seven plants in Britain alone will be enough to meet demand in the whole of Europe. A price war looks likely unless substantial non-EC export markets can be developed or some of the plants' capacity is switched to other types of products.

In the automotive sector, the likelihood of some form of transitional restraints on Japanese sales after 1992 makes a similar scenario less likely, though fiercer competition leading to an eventual shake-out among European volume producers is expected.

Mr Hans Glatz, EC Representative of the Liaison Committee of the EC Automobile Industry, believes a battle will develop in the mid-1990s, unleashed by output increases by European manufacturers eager to reduce unit costs and expand market share before the market is opened fully to the Japanese.

"There will be a restructuring of the European industry, and Japanese companies will be on the spot to participate in it," he says. Much may then depend on whether the Japanese are viewed as predators picking over the bones of their European rivals, or as white knights galloping to the rescue.

# OBSERVER

## Soft side of Japan

■ Until recently the great foreign publishing success story in Japan was the autobiography of Lee Iacocca, the American automobile executive. It sold around 450,000 copies.

That record has now been shattered. A book called Letters of a Businessman to his Son by the Canadian, G. Kingsley Ward, has sold over 1m. Moreover, Ward is well on the way to doing it again. His Letters of a Businessman to his Daughter has just come out in Japanese and has sold 300,000 almost at once.

Ward was in London yesterday for another book. Along with Major Edwin Gibson he has written a guide to and history of the Commonwealth war graves. It was suitably launched at the Imperial War Museum. The condition of some of the graves which he has been visiting, he says, is "shocking."

But there is more to Ward than books. Originally a chartered accountant with Price Waterhouse, he is a businessman in his own right. "I own about eight companies," he says, "mostly in health care," though one of them distributes pleasure boats. Now 57, he started writing because he twice had open heart surgery when he was relatively young and thought that he might not have long to live. So he wrote letters to his son – about school (Ward does not think much of private education), about business and entrepreneurship. One letter is about how to fire someone without creating too much bad blood. It was his wife who said that they should be published.

Why have they been such a hit in Japan? Ward says that perhaps the time was right. The Japanese are talking more about care and the need for family life rather than incessant work. Japanese women tended to buy the book for their husbands or fathers and leave it by their bedsides.

The letters to his daughter, who is in business with him in Canada, are softer in tone. "You approach your son more like a football player and your daughter more like a piece of china," Ward says. But they do go into matters like male chauvinism, which could also be a ripe subject for Japan.

## Russell Meiggs

■ Russell Meiggs was as much a house master as a Balliol don and scholar. But it is not true that with his strange hair and Aztec looks – almost Meiggsican – he was solely steeped in the ancient world. In the first days of space travel his daughter won a prize from the Daily Express which was a visit for two to the American space facilities. Meiggs went with her and became an expert. Very many people will miss him now that he has died at the age of 86.

## Picking winners

■ Margaret Thatcher has had a good record of picking out future leaders ever since she spotted an aspiring Mikhail Gorbachev. She seems also to have given her blessing to F. W. de Klerk as a future leader of South Africa.

She and her advisers, however, have been faced with an interesting dilemma about Brazil. Is Fernando Collor de Mello, the Brazilian presidential hopeful, going to be the "kind of man one can do business with"?

In less than four months, 39-year-old Collor has risen from the relative obscurity of being a former governor of the tiny north-eastern state of Alagoas to ride a seemingly unstoppable wave of populism. He plays on an image of Mr Clean and is promising a new broom in Brazilian politics. His policies are vaguely centre-right and he is presently well ahead of the other 10 presidential candidates.




"I don't go 'toot toot' on Wednesdays.

Collor is currently on a European tour to gain international credentials. Before leaving Brazil, he put it about that he would like to be received at Number 10 Downing Street. Since the Brazilian elections are not due until November, doubts have been raised both inside and outside the country whether the Collor phenomenon can last the course. There are a few skeletons in his cupboard, especially his support early on in his political career for the right-wing politician, Paulo Maluf.

Mrs Thatcher has taken the plunge. She has invited Collor to see her next week. Collor's people are delighted by this apparent seal of approval. But there is a cautionary note – the last presidential hopeful the Prime Minister met was Mario Vargas Llosa, the Peruvian novelist. He has just withdrawn his candidature.

## Potter's move

■ David Potter of the Midland Bank has always been a rather unusual specimen in the City of London – a man who straddles the culturally different worlds of commercial and investment banking with apparent ease.

An investment banker by background (12 years at Credit Suisse First Boston), he came to Midland through Samuel Montagu, its merchant bank, and for the last three years has had the job of pulling together the group's commercial and investment banking services for corporate clients. Gregarious by nature, a touch corpulent, he is the type who thrives on personal contacts.

At the age of 44, Potter intends to straddle in a new direction. He announced yesterday that he is leaving Midland to set up his own consultancy and possibly take a job in business.

"Fluidity between the City and industry has been less good in the UK than it has in other countries," he says. But he believes he has some financial expertise which he can bring to bear in the business world, "or some would say the real world," as he put it.

Potter will not be severing all links with Midland. He will do some private consulting for Sir Kit McMahon, the chairman, and will sit on the board of Thomas Cook, its travel subsidiary.

McMahon, meanwhile, has become the new chairman of Young Enterprise, the body which fosters practical experience of capitalism in schools and of which Midland has long been an active supporter.

## Wrong day

■ Pickfords Business Travel is conducting a probe into the stresses and strains experienced by British business travellers. It has been postponed because of the rail strike.

BARNSLEY

*Where Business Can Breathe*

*For Information on Relocation and Financial Incentives*

*CONTACT*

*The Development Office, Barnsley Metropolitan Borough Council, Town Hall, Barnsley, S70 2TA*
*Telephone: 0226 733291*

**James Buxton** on the problems which forced Wang's departure from Scotland

# A shiver in Silicon Glen



Just over two years ago Malcolm Rifkind, the Scottish Secretary, was delightedly turning the first sod for an extension of the Wang factory at Stirling. It is a scene he may well prefer to forget in the wake of Wang's announcement on Monday that it is to close the plant within three months, with the loss of 240 jobs.

Wang's decision is a big embarrassment for the Government, and a setback – though by no means a body-blow – for Silicon Glen, Scotland's electronics industry. It raises important questions about the value of the Government's policy of encouraging inward investment, and about its wisdom in imbuing that investment with a significance that it may not fully deserve.

Wang is certainly not the first US data processing equipment maker to retrench by pulling out of Scotland, but this is a particularly glaring case. The company only came to Stirling in 1983 and was given an attractive site on the campus of Stirling University, as well as the usual financial assistance, believed to be worth about £5m.

Wang was considered a good citizen in Scotland, funding chairs and financing research in Scottish universities. But though the plant was expanded in 1987 it never provided as many jobs as had originally been hoped.

The US parent company is now facing financial difficulties. It is still selling a comparatively expensive range of traditional minicomputers of its own design while its competitors and customers are increasingly turning to networks of low cost microcomputers based on industry standard designs. It is not among the first fifteen manufacturers of personal computers, and its machines are judged pricy and overengineered.

After a $55m loss in the third quarter of the current financial year Wang decided to accelerate its restructuring programme. As well as moving production of personal computers from Stirling to a larger but under-utilised facility at Limerick in Ireland. It also plans:

- To improve revenue per employee by 12-15 per cent to about $115,000 (the industry average) by 1990. That means cutting 12 per cent of the 28,500 workforce.
- To reduce inventories by $60m by June 1989 and improve turnover by 50 per cent within several years.
- To decrease the level of net property, plant equipment and spare parts by $100m over the next two years.

Superficially, Wang's move has parallels with the abrupt decision in 1987 of the US company Caterpillar to shut its tractor plant near Glasgow with the loss of 1,100 jobs – just months after announcing an investment programme that "secured its future." But unlike Caterpillar, Wang, though taking an equally sudden decision, is offering to sell its plant as a going concern with its workforce intact to any other electronics manufacturer who wants it, as well as to offer some of its Stirling employees jobs in Ireland.

Caterpillar's refusal to allow its plant to be used for tractor manufacture by anyone else helped make the closure, which provoked a long, ultimately unsuccessful sit-in, such an unpleasant business.

The Government's discomfort over Wang springs largely from the importance that it attributes to inward investment in places like Scotland and Wales. "Politicians love announcing the creation of new jobs," one official associated with inward investment said recently. "They get three bites at the cherry: first the initial announcement, then the turning of the first sod and finally the opening of the gleaming new plant." The media, he might have added, usually rise to the bait.

Figures for the number of jobs created by inward investment are incautiously touted around, to the extent that the National Audit Office recently ticked off Locate in Scotland, the Scottish Office/Scottish Development Agency inward investment joint venture, for not adjusting them downwards when plants failed to generate the promised level of employment. Scottish ministers face public intense pressure to outdo their colleagues in Wales.

Hamish Morrison, who runs the Scottish Council Development and Industry, an economic lobbying organisation, says: "Every new inward investment should carry a health warning, just as a unit trust prospectus tells you that shares can go down as well up. If ministers hype it up too much, they have only themselves to blame when things go wrong."

Silicon Glen exhibits both the good and the bad sides of inward investment. The Scottish electronics industry employs about 45,000 people and includes many of the big US companies, as well as a sprinkling of Japanese companies. International Business Machines makes its PS/2 personal computers in Greenock and NCR manufactures all its automated teller machines at its plant in Dundee.

Locate in Scotland has been good in bringing to Scotland fast rising US companies. The booming personal computer maker Compaq opened at Erskine near Glasgow in 1987 and is now set to expand for a third time, taking its labour force from 550 to 1,000. Sun Microsystems, the rapidly growing workstation maker, is soon to open a plant at Linlithgow.

The downside is that employment in the Scottish electronics industry has not grown noticeably in the past few years. Hopes that the foreign-owned plants would spawn a strong indigenous electronics industry have not been fulfilled. Scottish-based companies supply only 15 per cent of all components consumed in Silicon Glen. Multinationals go first to tried and tested suppliers, and Scottish companies have sometimes been found wanting.

Nor have the multi-nationals been the launchpads that had been hoped for teams of executives spinning out to set up their own companies. One of the few Scottish examples of a spin-out, Rodime, which became a world-wide manufacturer of disk drives, has just been given financial resuscitation.

The shortage of spin-outs is thought to be due to the fact that most plants in Scotland are solely manufacturing operations, lacking research and development and marketing personnel: few contain people who understand the whole business and would be able to set up on their own, and several multinationals are believed to work hard to discourage those who think of trying.

There are exceptions, of course: NCR not only makes ATMs at its Dundee plant but also designs them there and decides what markets to sell them in. But Compaq's plant is simply a high-quality branch manufacturing operation where any question of carrying out research and development is banished to the distant future.

Professor Michael Scott of the Scottish Enterprise Foundation of Stirling University argues that there is a hidden cost to inward investment: "It creates working class jobs at the cost of white collar jobs," he says. The disproportionate emphasis on production reduces the need for other management skills; people who might for example have gone into marketing in Scotland have to seek such jobs elsewhere in Britain.

Mr Morrison also questions whether "using a lot of public money in an endless quest for blue collar jobs is all that clever in a mature industrial country." He believes that with competition for inward investment intensifying Scotland may in future lose out to the "sunbelt" of the EC – places like southern Spain and the south of France, for example, and even Ireland, with its lower wage costs, which has scored in the Wang case.

However, in a country with an unemployment rate still only just below 10 per cent any policy that has the possibility of producing considerable numbers of jobs has obvious attractions, especially when there are few ways in which Scottish Office ministers can intervene directly in the economy. The Government is unlikely to listen very hard to suggestions being made to prevent a repetition of the Wang pull-out.

Critics, such as the Scottish Trades Union Congress, say that the Government should attach more strings to the grants it offers to incoming companies – requiring them to bring research and development functions to Scotland, provide advance notice of closures and rundowns, and to repay grants in the case of a premature departure. Though the Government may have some chance of reclaiming part of the money it is believed to have given Wang, any other restrictions could simply induce companies to look elsewhere.

Perhaps more soundly, the Scottish National Party said on Monday that Wang's closure "shows the need for Scotland to build-up home-based industries with real roots in our country." But it is not certain that indigenous companies have a better success rate than multinationals.

*Additional reporting by Alan Cane.*

## UK trade

# The export consequences of Mrs Thatcher

**By Andrew Snell**

Whatever the truth of the argument about whether a UK economic "miracle" has taken place, there is strong evidence of a turnround in the UK's performance in one area: the UK's share in world manufacturing exports.

UK export share depends on:

- Relative export prices
- The number of overseas goods markets contested by UK producers
- The income elasticity of demand in these markets (the income elasticity of demand is the proportional response of demand to income. An elasticity of 0.6 implies that if income rises by 1 per cent then demand will rise by 0.6 per cent)
- Income growth in those destinations where UK exports are concentrated relative to that elsewhere.

Relative export prices are largely outside the control of UK producers, because they depend on the exchange rate. So is income growth in destination countries.

However, the ability of UK manufacturers to enter new markets or stay in existing ones and the income elasticity of demand in these markets depend on the nature of the goods being produced.

Some goods are "luxuries," ones for which demand grows faster than the rise in incomes. The income elasticity of demand for such goods is thus greater than 1. A predominance of luxuries among UK export goods will manifest itself in a world income elasticity of demand that is greater than 1. A predominance of "necessities" would result in an elasticity below 1.

The chart plots the UK's share, in relative volume terms, of exports of the world's main manufacturing countries. Up to 1980, there was a steady decline, a characteristic of the post-war era. Between 1980 and 1981 there was a large fall; since 1981 there has been a stabilisation of market share.

Folklore has it that the long-run decline in export share from 1945 to 1980 was largely the result of UK manufacturers being concentrated in slow-growing markets, producing goods with a low income elasticity of demand. In 1977, David Stout blamed this low income elasticity on non-price factors, such as long delivery times arising from frequent strikes, and poor product quality and reliability.

Econometric analysis (in a recent study for which I was jointly responsible) supports this view. Using data from the pre-Thatcher era, the world income elasticity of demand for UK exports was estimated to be 0.67, significantly below 1. In short, it appears that the UK produced necessities destined for slow growing countries. As a result, the number of markets contested by UK producers gradually fell and UK exports grew more slowly than world income and world trade.

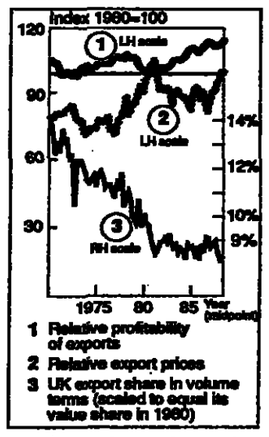


In 1980 and 1981, the number of overseas markets contested fell more dramatically than before. A tight monetary squeeze, a sharp rise in the value of sterling and a world recession led to a jump in bankruptcies and a decline of nearly 20 per cent in manufacturing capacity. The 15 per cent or so fall in relative export volume in these two years is hardly surprising.

But why the stabilisation of shares after 1981? Movements in price competitiveness are not the the answer; the chart shows that relative export prices have oscillated around a level 10 per cent or so higher than in the early 1970s. One possible explanation may lie in the very rapid growth of the US economy – relatively very important to Britain as a market – in 1982-85. However, US growth slowed in 1985, whilst UK exports continue to do well; and the importance to the UK of the US as a market actually fell during the period.

So has the malaise of poor non-price competitiveness diagnosed by Stout and others been cured? Such improvements should be reflected in a higher income elasticity of demand for UK exports. Our analysis shows that this is exactly the case; the elasticity rose steadily after 1981 from its old level of 0.67 to stand at around 1 in 1986.

Two possible causes spring to mind. First, the deep recession of 1980-81 led to a shake-out of the least efficient firms and shifted output very rapidly towards goods produced by cost efficient firms, which are also likely to be those with strong non-price competitiveness.

Second, the sustained rise in manufacturing productivity has led to a far more capital intensive mode of production than before. In this sense, the productivity "miracle" may at least in part be attributable to supply-side policies and, in particular, to the Government's labour legislation. Even so, there is still the controversial issue of whether or not alternative policies with less drastic side effects were available.

Meanwhile, faced with a huge trade deficit, the Chancellor of the Exchequer may take some comfort from the fact that, if price competitiveness does not deteriorate, UK manufacturers appear to be more able to divert capacity away from domestic production to overseas markets than at any other time in recent history.

*The author is a lecturer at Edinburgh University, and co-author, with M. Landesmann, of The Consequences of Mrs Thatcher for UK Manufacturing Exports, Economic Journal, March 1989.*

# LETTERS

## Life in the market

*From Dr Sebastian Kraemer.*

Sir, It is often stated that the Government's proposals for competition within the National Health Service could create practical difficulties, as if this were merely a risk that might, with good management, be avoided. If this were the main objection, Mr Kenneth Clarke, the Health Secretary, would be justified in pressing ahead with his reforms.

There are bound to be problems in implementing such a plan (not least its hidden expenses), but these can be surmounted, with a will. What cannot be avoided is the fundamental error of principle in the white paper.

The intended effect of the proposed internal market is to increase the wealth of units that can offer apparently cost-effective services at the expense of those which fail to attract custom. This cannot conceivably improve the performance of the service as a whole – neither at district nor at national level – because *an internal market requires some units to be failing at any point in time.*

Not everyone can win simultaneously. The pressure on losers to shape up – or give up – is tolerable in an enterprise which is not obliged to protect lives, and may even result in a better product.

But if the product is an integrated health service, then any kind of failure within it is unacceptable, at all times. The unlucky patients who happen to have put their trust in a particular service which is struggling to survive will hardly be comforted by the knowledge that market forces will eventually weed it out.

Sebastian Kraemer,
*The Tavistock Clinic,*
*120 Belsize Lane, NW3*

## Home or away

*From Mr David Marsh.*

Sir, The 15 per cent limit on foreign ownership of Rolls Royce and British Aerospace (Lex, June 19) can be resolved by maintaining two share registers, one for British holders and the other for foreigners.

British holders would be able to buy "foreign" register shares, but not vice versa.

David Marsh,
*Villa 12, Al Jolil Gardens,*
*Budaiya, Bahrain*

## P&O's 'identity'

*From Mr Timothy Edwards.*

Sir, I enjoyed Sir Owen Green's open reply to Joe Rogaly (June 23), and the clear distinction he made between the legal identity of his company and its spiritual identity as represented by a combination of shareholders and employees.

How ironic, then, that the same issue contained the news that P&O European Ferries was being prosecuted by the Director of Public Prosecutions (DPP) for manslaughter, traditionally a charge against individuals.

The DPP's action is seen as a popular step: does society take such a different view from one of Britain's senior industrialists?

While Sir Owen's literal interpretation of the law is clearly correct – based on the principles of case law begun with *Salomon vs Salomon & Co* – I wonder whether this represents the general view of a business corporation?

It seems to me that society is tending to recognise a company as another form of social unit (similar in many ways to a large family or community) and therefore imposing on this unit particular forms of social responsibility beyond and ahead of the strict interpretation of law. Examples of this responsibility include concern for the environment, protection of employees' welfare, participation in the community . . .

So P&O Ferries, as a structure in its own right, is seen to share responsibility for the fate of one of its ships. In the eyes of the public there appears no distinction between legal and spiritual identity: the spirit failed, and the law becomes the redressing force.

There are wider implications: companies have not yet developed the appropriate system of collective responsibility to meet these new obligations. Managers are encouraged – as individuals – to exercise authority and accept responsibility to meet objectives laid down by directors on behalf of shareholders. This individual responsibility is a reflection of the specialised skills being encouraged throughout industry; for instance, financial specialists are not equipped to take proper responsibility for production.

At the very moment that society is expecting greater social accountability from organisations as a whole (witness the recent "Green" vote in the Euro-elections), business managers are focusing on the accountability of the individual. Thus a tension is developing in the business world between the expectations of society (as distinct from particular shareholders) and the operational structure of management.

The P&O case is just the start of a process of law to reconcile these differences: no wonder the outcome of the case is awaited with such interest.

Timothy Edwards,
*84 Beryl Road, W6*

## Dispute in steel

*From Mr John Porter.*

Sir, Jimmy Burns (June 23) may have left a false impression of some of the facts behind the steel erectors' dispute. "Low wages for high risers," and the statement that the employers' offer "left the basic rate untouched," ignore the fact that the basic rate for steel erectors under the national agreement for the engineering construction industry is considerably higher than for either building or civil engineering skilled workers.

Also Mr Burns does not make clear that our increase of 30 per cent in accommodation allowances, together with the other elements of the offer, will provide very significant increases in the wages and benefits of these workers as soon as they return to work.

The offer has not only been endorsed by the AEU (Amalgamated Engineering Union); it has also been ratified by the industry's national joint council, which represents all trade unions and employers in engineering construction.

UK Structures, whose managing director has criticised our refusal to improve the offer, is the smallest company affected – it employs no more than 5 per cent of the men who are on strike. All the other contractors strongly support the line taken on their behalf by my association.

John Porter,
*National Engineering Construction Employers' Association,*
*Broadway House,*
*Tothill Street, SW1*

## Getting around in London

*From Mr Peter Bottomley MP.*

Sir, The discussion about the assessment studies in four areas of London may be illuminated by the aims, the objectives and the stage one reports.

Michael Valentine (Letters, June 20) suggests we are aiming to help car commuters and "through traffickers." Why? If he is not yet aware of the often-repeated statements, here they are again. The radial car commuter into central London is to be restrained. The "through trafficker" is not to find advantage by using London as a short cut.

Mr Valentine asks for a concentration on public transport. Although it is now two weeks old, he could read the ante-penultimate and penultimate paragraphs of my letter to you (June 12). He asks for improvement of existing roads. How can anyone know that is the best option without an assessment – and even if it is the best, is it worth doing?

Generally, it is the claim of others that we are determined to spend enormous sums of money to build great new roads to the detriment of Londoners and to the hindrance of overall mobility. We would not want to do that.

Peter Bottomley,
*Minister for Roads and Traffic,*
*The Department of Transport,*
*2 Marsham Street, SW1*

## Brain drain

*From Mr Iain Baillie.*

Sir, Sir Edward Parkes (Letters, June 15) quotes a professor of computer science complaining about the "Thatcher treatment of the universities" in the context of going to the US. Has this young professor inquired how US universities are supported?

Most are supported by private funds or by local governments as distinct from the federal government. UK universities expanded without thought, after the Second World War, solely on the basis of government funding.

Now faced with economic reality, the main reaction is one of complaint rather than enterprise. Perhaps Sir Edward should follow his professor, and learn how to finance the university.

Iain Baillie,
*Ladas & Parry,*
*53-54 High Holborn, WC1*


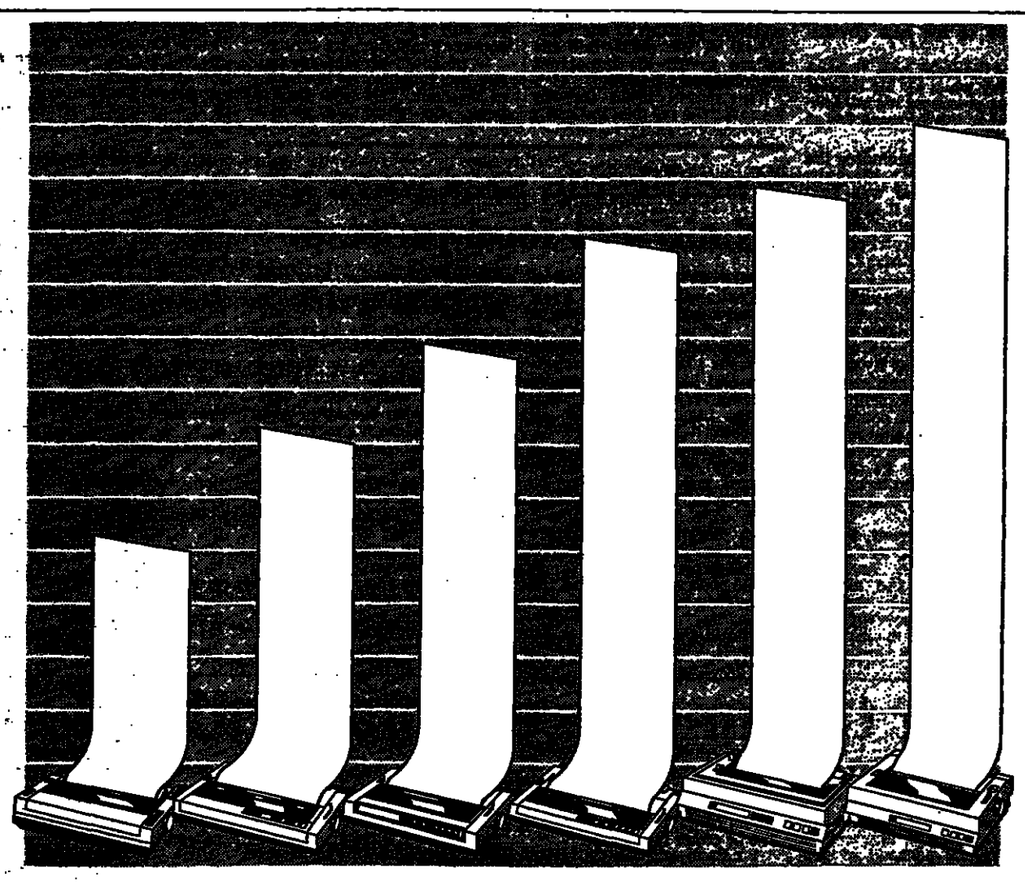

WE'RE BIG IN PRINTERS!

Every business has a wide range of print requirements. That's why Panasonic Office Automation offers a wide range of printers.



Our laser and dot matrix printers have made a big impression in the very discriminating USA market, so you can be sure that your company will get the performance it wants, without any compromises. And, of course, each one comes with all the reliability and superior quality that go with the Panasonic OA name.

Our two-bin laser printer is a truly professional performer which speeds-up print operations and adds flexibility to your communications. It's the UK's top seller in the 11-18ppm sector.*

Our dot matrix models, too, are legendary for their power and reliability and are the professional choice for every requirement.

So don't compromise with your image. Invest in Panasonic OA and benefit from a research effort that's aimed at making your business image crisper, clearer and more effective.

Impressed? You will be. For further information dial 100 for FREEFONE PANASONIC anytime.

Panasonic Office Automation OA

*Romtec Survey

For more information about Panasonic's comprehensive printer range, cut out the coupon and send it to Julie Everard, Panasonic Business Systems UK, A Division of Panasonic UK Ltd, Panasonic House, Willoughby Road, Bracknell, Berks, RG12 4FP. Tel: 0344 863915. Telex: 847652. Fax: 0344 862075.

FT/28/6

Name _____ Company Name _____
Address _____
_____ Post Code _____
Telephone No. _____

NEWPORT
A TOWN TRANSFORMED

FINANCIAL TIMES
Wednesday June 28 1989

Hunting Gate
Design+Build
Design
Manage
Construct
0462 34444

# Two worlds aboard the steamship Liemba

## Nicholas Woodsworth sails Lake Tanganyika in the shadow of Bogart

As any admirer of Humphrey Bogart will remember, Charlie Allnut in the film classic "The African Queen" is, deep down at least, made of the right stuff. Drinker, smuggler, and all-round reprobate, he redeems himself in the last minutes of the film by blowing the Imperial German lake steamer Konigin Luise to smithereens, using his own boat as a torpedo. By helping to put an end to Germany's First World War expansionist designs in East Africa, he wins both the recognition of England, and, more importantly, the heart of Katherine Hepburn.

Truth, as the old saw goes, is sometimes stranger than fiction. During the 1914-18 war the Germans of colonial Tanganyika did indeed run a naval steamer – the 1,300-tonne Graf von Goetzen – along Lake Tanganyika after having transported it plate by plate 800 miles inland from the coast.

But the Graf von Goetzen was not blown to bits like her fictional counterpart. Although she spent nearly a decade underwater after having been scuttled by the Germans in the closing days of the war, she was refloated by the British, the new rulers of Tanganyika. Rechristened the Liemba, she today continues to sail Lake Tanganyika, and her career remains as swashbuckling as anything that Bogey might have dreamed up.

Germans still sail on the Liemba as she plies the 420 miles of blue, crystal-clear water that stretch from Zambia northward to the former Belgian colonies of Burundi and Rwanda in Central Africa. But today her 4-inch gun has gone and its place on the Liemba's upper deck has been taken by less lethal contraptions – safari Landrovers bristling with dried sausages and piled high with cases of Spaten beer.

However, transporting tourists and their vehicles up to gorilla country in the mountains of Rwanda is only a sideline; the Liemba is above all a floating den of smugglers who successfully manage to break every import, excise, and exchange control regulation in the region.

The ship is operated by the Tanzanian Railway Corporation and subsidised by grants from Danida, the Danish government aid organisation; in principle it exists to connect otherwise isolated lakeside Tanzanian villages to the outside world.

While it certainly does provide this service, its stopping off at isolated points near the frontiers of Zambia, Tanzania, Zaire and Burundi also offers ideal opportunities for large-scale trans-border smuggling operations. Not only does the Liemba allow the movement of goods about this largely roadless part of Africa, it also allows the circumvention of the area's checkpoints, border posts, and frontier patrols.

Even to the practised eye nothing seems amiss as the Liemba pulls away from the customs shed at the port of Mpulungu in northern Zambia. On the upper deck brawny, safari-hatted burghers from Stuttgart settle down to three days of beery Teutonic comraderie. On lower, cheaper decks the scene is crowded and typically African: travellers with their few possesions spread

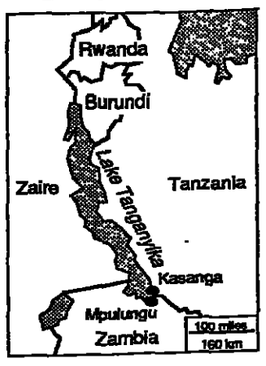


themselves out on the floor, chat, play games with battered packs of greasy cards or stand at the ship's railing spitting sugarcane overboard.

Outside, under a cloudless sky and high green hills, some of the most beautiful scenery in Africa tranquilly goes by. The calm is broken some three hours later when, after sunset, the Liemba hoves to off Kasanga, the first Tanzanian lakeside village north of the the Zambian border.

Suddenly from out of the dark the Liemba is surrounded by a score of large dug-outs, each manned with a dozen or so paddlers. Their crews swarm up the sides of the ship and spill on to the deck like so many pirates. These are the smugglers of Mpulungu; under the cover of dark they have left hidden bays and coves in Zambia for their offshore rendezvous with the Liemba. The boats are loaded to the gunwales with Zambian produce – tonnes of maize meal, sacks of sugar, tins of cooking oil.

Heavily subsidised in socialist Zambia, these goods can be sold up to 400 per cent profit over the borders. The smugglers work furiously, loading their cargoes on to the deck of the Liemba. At the same time the ship's crew and passengers undergo a curious transformation, assuming second identities and becoming black market money changers, bulk merchandise dealers and buying agents for commercial concerns in the distant north. Amid much haggling and confusion, prices and unofficial exchange rates are agreed on, deals concerning future shipments are hammered out, and thick wads of local currency change hands. The Liemba is no longer just a ship, but a mobile market place and trading floor.

This is just the first stage in a long series of similar, well-organised trading operations that take place up and down the lake and involve all four countries surrounding it. With their earnings, the Zambian smugglers will buy Tanzanian goods, sell them at home and reinvest the profits in further illegal Zambian shipments. Later in the trip the decks of the Liemba wil be piled 20 feet high with sacks of dried fish.

Unloaded on to small boats off the frontiers, not a single sack will be left by the time the Liemba docks at government wharfs. Fish bought in Tanzania will be sold in Burundi; the Burundi profits will then go to Zaire to buy illegally mined gold for a quarter its market value; the gold along with other goods will cross over to Tanzania and eventually end up in the gold markets of the Middle East. And in this entire cycle of transactions, not a penny's worth of import or customs duty is paid.

Government officials are obviously aware of such consistent and large-scale activity, but are unwilling or unable to stop it. A large retinue of Immigration and customs authorities accompany the Liemba all along its route, but with tiny government salaries and large families to support, those who are not actually involved in the business can be persuaded to turn a blind eye.

Says one senior Danida official who sympathises with the smugglers: "Instead of waiting for non-existent jobs, these people are managing to feed themselves and getting essential goods to markets. Of course they're breaking the law; they're also stimulating regional trade in a way that bureaucracy-bound governments here never have."

There is something to this point of view: all four countries bordering the lake are members of the 15-country Preferential Trade Agreement, Africa's largest regional trade body. So hamstrung is commerce by protective regulations and red tape, however, that only 6 per cent of the zone's total trade is interior.

Certainly it is a point of view shared by the smugglers on board the Liemba. "The government calls it smuggling, we call it business," smiles Thomas, a university graduate on his way to Burundi with two tonnes of dried fish. "As far as we're concerned, this is regional co-operation."

THE LEX COLUMN

# A ray of hope on interest rates

It would be optimistic to suggest that the UK's May trade figures open up the chances of an early fall in interest rates, but they have reversed the growing pessimism that another rise in base rates is imminent. It is always dangerous to put too much emphasis on one month's figures, but there is a chance that the worst may be over in terms of deterioration. The recovery in the pound was also welcome; but given the scale of its fall over the last few weeks, it has some way to go before international confidence in the credibility of the authorities' firm exchange rate policy can be restored.

The equity market's response was understandable, if a touch over-enthusiastic. Year on year comparisions of the trade numbers still make dismal reading, but the pickup in export growth and markedly slower pace of import growth in recent months is encouraging. They suggest that the economy is slowing down, enabling resources to be switched to the export sector. However, it is still unlikely that the size of this year's deficit will be less than £14bn; and with the US economy visibly losing momentum, the scope for a substantial reduction next year is small.

If the foreign exchange markets respond positively to the outpourings of the Madrid summit, sterling might gain additional support. Despite Mrs Thatcher's protestations, the UK is being dragged towards full entry to the EMS. Once this is understood, confidence in sterling should improve, lessening the need for further damaging interest rate rises.

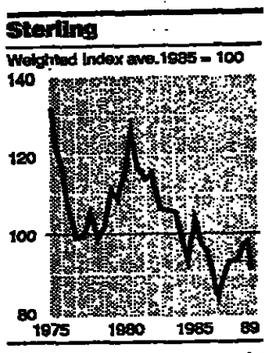


### Coats/Tootal

It was clear from the start that the benefits which were to sell the Coats/Tootal deal to shareholders were also likely to attract interest from world competition authorities. Yet by Monday, the US authorities had made it known they were satisfied with the creation of the world's largest thread maker; and the market was beginning to think things might go smoothly in the rest of the merged company's vast new empire.

They may yet do just that. But for the moment, Lord Young has shown interest in a merger which would control over 60 per cent of the UK domestic thread market, 40 per cent of industrial thread and 30 per cent of haberdashery. Parties to the deal will now try to persuade the Monopolies and Mergers Commission not to be as narrow-minded as the OFT; they will argue that the areas in question represent only 3 to 4 per cent of combined turnover, and that the merger should be judged in a wider perspective.

With London conquered, the partners could still have Brussels to convince as well. But there is no sign that all that effort has put them off their original design and, if clearance is secured, the deal should be resurrected at the original price. But a resolution is at least three months off, and conceivably more. If things do not go Coats and Tootal's way, the chances are that the latter would still be taken over – but at a price suitably lower, to reflect failure first time round. Yesterday's 8 per cent fall in the Tootal share price probably takes sufficient account of that possibility; and while the authorities deliberate, there is little motive for more.

### Lonrho

Lonrho's fresh onslaught on Alan Bond could have been better timed, coming on the same day as condemnation by the Observer's independent directors of the paper's coverage of House of Fraser. It is a familiar charge that Mr Rowland is more concerned with personal squabbles – or, as his admirers would put it, with Truth and Justice – than he is with the interests of shareholders.

In this case, there could be more to it. With Mr Bond's position in Australia becoming more gruesome by the day, it is plainly Lonrho's intention to force him into placing his 20 per cent stake quietly with the institutions, rather than waiting for a single buyer. As a bonus, the renewed display of Lonrho's ferocity serves as a reminder of what awaits any buyer with hostile intentions.

But Lonrho is in a tight place of its own. Not many years back, Mr Rowland and his army of private shareholders accounted for some two thirds of the shares. If the Bond stake were placed in the market, the position would be reversed, with two thirds held by the institutions. Either way, Lonrho is more open to a bid than it ever used to be; and for all Mr Rowland's defensive aggression, few companies are as vulnerable to such tactics as the hapless Mr Bond, or indeed the Fayeds.

With all that, Lonrho remains a formidable target. But many of its assets – platinum, hotels, Europe-wide trading companies – are currently fashionable, and are easily detachable. There would be a certain neatness if, one way or the other, Mr Bond ended up enjoying revenge of his own.

### Gold Fields

This Friday's extraordinary general meeting of Consolidated Gold Fields to vote on the group's defence plan has been overtaken by events; but Gold Fields shareholders could use the occasion to ask a few pointed questions of their board. If Gold Fields had swallowed its pride and been a mite more friendly towards Minorco, there is a good chance that its shareholders would be better off today.

By the same token, all this talk of friendly meetings with Lord Hanson is too cosy for comfort. Hanson has never been known for its generosity, and it should come as no surprise to Gold Fields shareholders that Hanson's shares are at an all-time high, while they will be lucky to be taken out at a price close to Gold Fields' peak of £15.15.

The 20 per cent rise in the Gateway share price since the bidding began shows that there are plenty of bankers around prepared to finance highly leveraged corporate break-ups. However, the worry is that the Gold Fields' board no longer has the stomach for another protracted battle; and even its more aggressive US investment bank advisers might hesitate to pick a fight with Hanson. The latter has the added advantage of being able to run businesses, as well as break them up. The City's estimation of Gold Fields' management abilities would rise immeasurably if it could see off Lord Hanson by taking the company private, at perhaps £17 a share. But there are few signs as yet that is prepared to be so adventurous.

# Soviet PM yields to parliament

By Quentin Peel in Moscow

THE SOVIET Prime Minister bowed to the new-found critical voice of the country's elected deputies yesterday and abandoned eight intended members of his new government.

Six of the eight were dropped yesterday when Mr Mr Nikolai Ryzhkov presented his full government to the Supreme Soviet for confirmation.

The other two, including the main casualty, Mr Vladimir Kalashnikov, who was supposed to become a first deputy prime minister, pulled out earlier in the face of solid popular hostility, he revealed.

The decision marks a considerable victory for the authority of the Supreme Soviet – the country's new standing parliament – over the executive, and an indictment of Mr Ryzhkov's original choice of ministers.

At the same time he announced another concession to public pressure; that nuclear weapons tests at the Semipalatinsk test site in Soviet Kazakhstan were to be sharply reduced in scale and in frequency.

That announcement, following a popular campaign in the Kazakh republic, and the denunciation of the lack of health precautions for the local populace, coincides with the reopening of the nuclear test ban talks in Geneva, in which the Soviet Union is calling for the complete cessation of tests.

Mr Ryzhkov admitted that his new 71-member government was still short of nine ministers because of the withdrawal of the eight, and his failure to fill the important environment portfolio.

The empty seats include those for the top man in charge of agriculture – the job Mr Kalashnikov, a long-time associate of Mr Mikhail Gorbachev, was supposed to fill – and the top minister in charge of the oil and gas industries, the country's main export earner.

In addition, Mr Vladimir Gribov, the nominee for chairman of Gosbank, the state central bank, was withdrawn, as was Ms Lira Rozenova, the candidate for chairman of the State Prices Committee.

Mr Vasily Zakharov, Minister of Culture, and Mr Marat Gramov, chairman of the State Sports Committee, were also rejected by the deputies, the latter strongly criticised for the pursuit of excellence in sport to the exclusion of providing remotely adequate facilities for ordinary people.

Mr Ryzhkov's admission of defeat does not mark the end of the process of democratic examination of the ministers, many of whom came in for a grilling from deputies in their committees last week.

The Supreme Soviet now has the right to question each minister before it gets near tackling the monumental agenda drawn up for its first five weeks' sitting.

A mass of new laws is waiting to be debated, amended and approved before early August, including such crucial items as tax laws, the basis of new criminal legislation, the status of judges and the courts, and a press law.

Few observers believe that the deputies, given the heady discovery of their own authority, will prove willing or able to rubber-stamp most of that legislation by their summer recess on August 4.

Gorbachev 'can develop European theme', Page 2

# Kazakhstan sees wave of ethnic and food protests

DEMONSTRATIONS and disturbances have been reported from new centres in the Soviet republic of Kazakhstan, with continuing protests against food shortages and high prices charged by immigrant shopkeepers, writes Quentin Peel in Moscow.

The latest reports say that the city of Shevchenko, the nearest major conurbation to Novy Uzen, where five people have died in unrest, saw a mass demonstration outside the Communist Party offices two days ago.

The protesters demanded the expulsion of all "Caucasian nationals," better food supplies and the closure of co-operatives. Krasnaya Zvezda, the military newspaper, said they repeated "the already familiar demand" for the city name – called after the Ukrainian poet and revolutionary – to be changed back to its Kazakh original, Aktau.

Another unauthorised demonstration in Kulsary, near the north-eastern shore of the Caspian Sea, demanded better food supplies and action on youth unemployment.

Meanwhile the independent newspaper Glasnost quoted the KGB chief of Kazakhstan warning of possible disturbances in Dzhezkazgan, about 1,000km to the east, where leaflets calling on Kazakhs and Russians to unite against Armenian immigrants were allegedly distributed.

# Fed warns US banks of pressure to lift reserves

By Peter Riddell, US Editor, in Washington

FURTHER significant increases in commercial banks' reserves will be required unless agreements are reached quickly with Third World debtors, a senior official of the US Federal Reserve warned yesterday.

Mr William Taylor, the Fed's chief banking supervisor, told a Congressional committee that credit quality will continue to deteriorate as more countries become unable or unwilling to service their bank debts in the absence of further co-operation between borrowers and lenders.

"In such an event, further significant increases in (commercial banks') reserves will clearly be required. Time is running short and uncertainties appear to be increasing," he said.

Mr Taylor argued that, while the US banking system as a whole is less vulnerable to Third World debt than during the early 1980s, "the vulnerability of some of the largest US banks to these problems is still of significant concern." He said this required that such institutions continue to build their reserves and capital in an orderly manner.

In their evidence, Mr Taylor and Mr Robert Herrmann, Senior Deputy Comptroller of the Currency, a bank supervisory official, maintained that neither US bank supervisory policies nor accounting standards were an impediment to bank participation in the debt reduction strategy launched three months ago by Mr Nicholas Brady, US Treasury Secretary.

They both argued that federal regulators had provided banks with considerable flexibility to enter debt reduction agreements while not compromising standards aimed at maintaining the safety and soundness of the domestic US banking system.

Mr Taylor did not believe that bank supervisory policies "can or should be used as incentives or disincentives" to influence further the implementation of the Brady plan.

# Bush to announce Poland aid plan

By Peter Riddell and Lionel Barber in Washington

US PRESIDENT George Bush yesterday confirmed that he was preparing to announce a wide-ranging package of support for Poland during his visit to Warsaw and Gdansk in two weeks' time.

However, speaking at a White House press conference, Mr Bush sought to avoid raising expectations about what the US could do to support reform moves in Poland and Hungary (which he will also visit).

He said it was important that "the US show its interest in these countries that are undergoing change. You don't want to over-exhort, you don't want to over-promise, you don't want to rally people to levels of political activity that might cause repression."

Mr Bush said the US "didn't want just to push money down the drain." He stressed that in relation to the specific plan "Poland itself will have to take the steps necessary to have the money well-spent."

The US is considering measures intended to reinforce moves towards a market economy and to assist in the restructuring of its external debts. The package is likely to include reductions in US tariff barriers to Polish exports and help for private sector enterprises in Poland.

Mr Bush yesterday drew a parallel between his trip and the Soviet leader Mr Mikahil Gorbachev's recent journey to West Germany. "Mr Gorbachev goes to Western Europe and is well-received and I will go to Eastern Europe and I will be well-received."

But Mr Bush's advisers are wary of over-ambitious plans that might fail given the depth of the economic problems, particularly in Poland.

The main problem is over Poland's $39bn of debts, most of which is owed to governments. Negotiations in the Paris Club of industrialised country creditors are proceeding with difficulty and, following a recent visit to Warsaw, the International Monetary Fund is very reluctant to become involved.

The World Bank also wants a comprehensive macro-economic plan in Poland. At present it expects to approve $300m in export and industrial finance loans this September.

Officials in Washington concerned with helping Poland have considerable doubts about the practicability of recent proposals from Mr George Soros, a Hungarian-born New York financier, for a package involving big IMF and World Bank loans and debt-to-equity swaps.

Bush defends maintaining relations with China, Page 6

## WORLD WEATHER

| | | °C | °F | | | °C | °F | | | °C | °F | | | °C | °F |
|---|---|---|---|---|---|---|---|---|---|---|---|---|---|---|---|
| Ajaccio | | - | - | Dubrovnik | F | 23 | 73 | Malta | S | 27 | 81 | Rhodes | S | 26 | 79 |
| Algiers | S | 30 | 86 | Edinburgh | R | 12 | 54 | Manchester | C | 13 | 55 | Rio de Jo | | - | - |
| Amsterdam | R | 16 | 61 | Faro | S | 29 | 84 | Manila | | - | - | Rome | S | 27 | 81 |
| Athens | S | 28 | 82 | Florence | S | 29 | 84 | Melbourne | C | 11 | 52 | Salzburg | S | 26 | 79 |
| Bahrain | S | 35 | 95 | Frankfurt | F | 26 | 79 | Mexico City | | - | - | San Francisco | C | 13 | 55 |
| Bangkok | | - | - | Funchal | S | 23 | 73 | Miami | F | 25 | 77 | Seoul | C | 23 | 73 |
| Barcelona | S | 26 | 79 | Geneva | S | 26 | 79 | Milan | S | 28 | 82 | Singapore | F | 31 | 88 |
| Beirut | | - | - | Gibraltar | S | 27 | 81 | Montreal | S | 23 | 73 | Stockholm | S | 27 | 81 |
| Belfast | C | 15 | 59 | Glasgow | R | 14 | 57 | Moscow | F | 28 | 84 | Strasbourg | | - | - |
| Belgrade | F | 25 | 77 | Guernsey | S | 17 | 63 | Munich | S | 25 | 77 | Sydney | S | 15 | 59 |
| Berlin | S | 30 | 86 | Helsinki | S | 25 | 77 | Nairobi | F | 22 | 72 | Taipei | | - | - |
| Biarritz | | - | - | H. Kong | F | 30 | 86 | Naples | S | 27 | 81 | Tangier | F | 25 | 77 |
| Bombay | Dr | 29 | 84 | Innsbruck | F | 24 | 75 | Nassau | | - | - | Tel Aviv | S | 29 | 84 |
| Bordeaux | | - | - | Inverness | C | 11 | 52 | New Delhi | S | 35 | 95 | Tenerife | S | 25 | 77 |
| Brussels | R | 15 | 59 | Istanbul | | - | - | New York | S | 24 | 75 | Tokyo | C | 25 | 77 |
| Budapest | F | 26 | 79 | Jakarta | S | 29 | 84 | Nice | | - | - | Toronto | S | 22 | 72 |
| B. Aires | | - | - | Jersey | F | 18 | 64 | Nicosia | | - | - | Tunis | S | 34 | 93 |
| Cairo | S | 34 | 93 | Jo'burg | | - | - | Oporto | C | 22 | 72 | Valencia | F | 28 | 82 |
| Cape Town | C | 16 | 61 | Lima | | - | - | Oslo | R | 17 | 63 | Venice | S | 26 | 79 |
| Caracas | | - | - | Lisbon | S | 24 | 75 | Paris | | - | - | Vienna | F | 25 | 77 |
| Casablanca | | - | - | London | F | 17 | 63 | Peking | S | 35 | 95 | Warsaw | F | 26 | 79 |
| Chicago | C | 22 | 72 | Los Angeles | F | 17 | 63 | Prague | T | 25 | 77 | Washington | S | 27 | 81 |
| Cologne | F | 25 | 77 | Luxembourg | | - | - | Reykjavik | R | 7 | 45 | Zurich | S | 25 | 77 |
| Copenhagen | | - | - | Madrid | S | 29 | 84 | | | | | | | | |
| Corfu | S | 28 | 82 | Majorca | F | 28 | 82 | | | | | | | | |
| Dallas | | - | - | Malaga | S | 35 | 95 | | | | | | | | |
| Dublin | R | 16 | 61 | | | | | | | | | | | | |

Readings at mid-day yesterday

C-Cloudy Dr-Drizzle F-Fair Fg-Fog H-Hail R-Rain S-Sun Sl-Sleet Sn-Snow T-Thunder

# Supporters rush to claim success

Continued from Page 1

cies. Britain can draw comfort from the fact that there is no date for the conclusion of the first stage, and it has linked its own participation in the EMS exchange rate mechanism to progress by other countries in liberalising financial and other markets.

But the implication of yesterday's deal between Mr Mitterrand and Mr Kohl is that work on the far more radical proposals in stages two and three of the Delors report will run in parallel. The Delors model envisages that during stage two the essential structure of an eventual economic and monetary union would be established.

Stage 3 would see the creation of a single currency and a set of binding, Community-wide rules for budgetary and other macro-economic policies.

Britain's intervention at Madrid appears to have ensured that the Delors plan will not be the only model for an eventual union. Mrs Thatcher's suggestion that the proposed powers of the new system of central banks would undermine democratic accountability struck a chord with a number of other delegations.

The fundamental point of whether a common monetary policy can only be operated if the Community exercises control over fiscal policies will be the subject of lengthy and heated debate. So too will be the question of whether that, in turn, would require massive transfers of resources from richer to poorer countries.

ADVERTISEMENT

NEWS REVIEW

BUSINESS

First EFA contract

Ferranti Instrumentation Limited has won its first contract for the European Fighter Aircraft programme.
It covers the development and production of a 200 amp transformer rectifier unit (TRU) for use in the aircraft's electrical systems. The new unit weighs just over 6.5 kilograms and is about a third smaller than the TRU supplied for the British Aerospace experimental aircraft programme.
Production of the TRU will be undertaken at the company's main facilities in Moston, Greater Manchester, with development being carried out at the research and development unit at Bracknell.

Keeping an eye on Rockeye

ISC Educational Systems Inc has provided an advanced interactive videodisc training course for mission planners, pilots, aircraft load crews and maintenance technicians who work with the Rockeye II weapons system.
Rockeye II Videodisc training allows students to touch components on the screen, simulating actual tasks. The courseware, therefore, eliminates the risks of damaging equipment or injuring personnel and also increases the transfer of job skills required to safely maintain and operate Rockeye II.

Briefly...

The SENSOR 3 high-bandwidth video recorder, latest addition to the recorder range from the Display Systems Division of Ferranti Defence Systems, offers the capability to record from an inherently high-bandwidth sensor such as FLIR (forward looking infra red).

● SPACE

Satellite gyro study

Ferranti International has been given the go-ahead by the Royal Aerospace Establishment to lead a study into the development of an advanced attitude reference gyro package which would be suitable for use on all types of satellites.
The gyro package is one of the major elements in the Attitude and Orbit Control System (AOCS) of satellites and space systems which require precision pointing.
Under Phase I of the project, the Navigation Systems Division of Ferranti Defence Systems will look into the best configuration for a standard package to provide facilities for most AOCS duties. Such a unit could obviate the current practice of designing a package to meet the requirements of one particular mission only and thereby effect considerable economies.
The new design will be based on the well-proven Ferranti Type 125 floated rate integrating gyroscope which has achieved a faultless record of operation.
Subcontractors British Aerospace (Space Systems) Ltd and Marconi Space Systems will investigate the requirements of different missions and from this information Ferranti will define the desired capabilities of an advanced package to handle missions running into the next century.

● INDUSTRY

Precision lift for Edbro

Edbro plc, manufacturers of lifting equipment and hydraulic systems for lorry tipping operations, has endorsed its pursuit for 'quality through technology' with the purchase of a second Ferranti Merlin co-ordinate measuring machine (CMM).
Edbro already uses a Merlin 750 machine as a dedicated part of a flexible manufacturing system and increased production has led to the need for a second CMM.
This machine is a larger Merlin 1100 with direct computer control operating in the measuring range 1100mm x 1100mm x 750mm. It will be used for checking hydraulic related components including mobile cylinders such as those used on large earth moving equipment. These components are much larger and are engineered differently from hitherto standard prismatic pieces. Consequently they are difficult to measure quickly. Also, tolerances are very tight – typically down to .001 of an inch on a diameter of 8 inches.
As with the original CMM, Edbro will use the new machine for multi-component measurement. A system of loading four to six components at a time speeds up measuring, greatly increases throughput and ensures a worthwhile return on important capital investment.

FERRANTI INTERNATIONAL
selling technology

هكذا من الأصل

SECTION III

# FINANCIAL TIMES SURVEY

**Drama and conflict have long been seen in France as national characteristics which were inseparable from the political condition. Ian Davidson argues that this view is no longer valid as France has moved towards a world of consensus and negotiation.**

## Vulnerable in theory

Fireworks illuminate the sky around the Eiffel Tower during the celebrations to mark the 100 years since its construction

# FRANCE

AS IF BY coincidence, political conditions in France and the constellation of affairs in the wider world of east-west relations appear to have started moving on parallel tracks, away from conflict and in the direction of consensus.

No one can be sure if these benign developments are here to stay. It is hard to be sure which is the more surprising. But for the moment at least, a long tradition appears to have been broken.

During much of its political history, France has been accustomed to see itself, and to be seen by the rest of the world, as a stage for dramatic events.

This penchant for political drama has become so familiar and so characteristic, that it is usually discounted, and is often under-estimated.

The idea that drama and conflict may not necessarily be national characteristics, and may not be inseparable from the political condition, appear to run counter to past form in France. Yet that is the idea which is most applicable to political France today.

The world knows that France was the scene for the most famous (or perhaps the second most famous) revolution in history; and that the bicentenary of that revolution is being celebrated in France this year.

Not everyone outside France is aware, however, that the violence of the revolution is still alive and present in France today, even if much attenuated by time, by memory and by subsequent events.

It can be measured, 200 years later, by the intensity of the continuing controversy over the moral and political significance of that long and turbulent sequence of events.

The bicentenary will be celebrated in two weeks' time, with the greatest public pomp. But it is symptomatic of the nature of the revolution, that the run-up to the celebration has revived controversy of great intensity.

The President and all his men had wished for a commemoration which would redound to the honour and glory of France, which would underscore France's pioneering role in proclaiming the principles of the rights of man, and which would (above all) comfort President François Mitterrand in his ambition to unite the French people.

The socialist element in this plan has been a shade too obvious. Antique ghosts remain unexorcised, and the run-up to the celebration of the bicentenary has mainly served to add fuel to the flames of old animosities.

The paradigm holds good in our own lifetime. It is not an accident that in spite of the long maturation process of its political culture since the revolution, France is the only western democracy whose regime was forged (in 1958) in circumstances of stress close to civil war; and that it is the only western democracy whose regime came near to being overthrown by the sub-revolutionary events of May 1968.

Apart from the lunacy of the Third Reich, France appeared to suffer a unique vulnerability to the unpredictable squalls of violent politics.

These are not value-judgments, just observations. Whether the time-period is the 200 years since the revolution, or the 30 years since Charles de Gaulle founded the Fifth Republic, political instability associated with the threat of violence has been recurrent in France's political history.

The historical pattern seems to have been overthrown. In the past few years consensus or negotiation appear gradually to have established themselves as the new normative modes of political action.

It looks as though the most likely prospect is of durable and moderate governmental stability, which should last until the next general election, due in 1993, and may quite possibly last well beyond it. It seems possible that a new political tradition is in the process of being established.

If a sea-change has really come over the conduct of French politics, in the direction of moderation and negotiation, President Mitterrand and Prime Minister Rocard can each claim a large measure of personal credit.

The moderation of President Mitterrand's campaign was one of the keys to his re-election, and negotiation is the centrepiece of Prime Minister Rocard's governing style. But there are probably more important general factors, which go deeper than the preferences of individual politicians.

One important contributory factor in this development has been the steady decline of the French Communist Party since the mid-1970s.

While the communists were the leading force on the left, the centre ground of moderate politics was permanently insecure.

Fear of the communists drove floating voters towards parties on the right wing. Both left and right hoped to benefit from political polarisation, at the expense of the centre. Since the communists were suspected by the right of aiming eventually at a *coup d'état*, and since the Gaullists were accused by the left of having perpetrated something close to a *coup d'état*, in 1958, conditions were not auspicious for confident moderation.

The credibility of the French Communist Party was sapped by the inexorable decline of the credibility of the Soviet Union, after Hungary in 1956, after Czechoslovakia in 1968, after Poland in 1980-81, and after the Euro-missile crisis of 1979-83.

The last straw has been the rigid Stalinism of the PCF leadership, which has spread schism within the party ranks, by its dull rejection of President Mikhail Gorbachev's spectacular demands for glasnost, perestroika, and reform.

The second most important factor in the new moderation was the progressive, and apparently irreversible, slippage in the credibility of the Gaullist RPR party.

Because the Gaullist movement was ineradicably connected with the personality of its founder, rather than with any coherent ideology, it was unavoidably weakened by his departure in 1969.

By 1986 the leadership under Mr Jacques Chirac had adopted a classic liberal-economic party policy which was indistinguishable from that of any other rational conservative party.

The problem was that the voters of the Gaullist party had not been brought up to expect a classic liberal-economic party policy. The strength of the party organisation helped ensure that Mr Jacques Chirac would be the main right-wing challenger of President François Mitterrand in the Presidential elections; but it could not overcome the ideological confusion in the ranks of would-be right-wing voters.

The third most important factor in the moderation of French politics has been the gradually centralising force of the intrusion of Europe into domestic politics. So long as the scene was polarised between the communists on the left and the Gaullists on the right, Europe was at best a source of ambivalence in France.

By one of those paradoxes of history and of the dynamism of the French political system, almost all the main initiatives for the construction of a more unified Europe have come from France, or at least from Frenchmen. But their forward-looking impulse was frustrated by the common resistance of the communists and the Gaullists.

By the mid-1980s, however, the logic of the European Community had become compelling for all the main-stream political parties, because there was no avowable alternative.

As late as 1985, the Gaullist RPR party was still reluctant to accept this logic, in the shape of the newly-negotiated treaty for a Single European Act and a single European market. But by 1986, when they had overturned the socialists in the general elections and returned to power, the Gaullists felt compelled, by the absence of alternatives, to start declaiming a new integrationist doctrine for Europe: a single industrial and financial market, rapid progress towards economic and monetary union, and a corresponding strengthening of the political and defence structures of Europe.

This was a far cry from the views of General de Gaulle. The problem was that circumstances had changed out of all recognition.

Once upon a time, integration had been an altruistic political impulse, possibly appropriate for little countries like Belgium, but not required of great countries like France. By the 1980s, however, in the face of the export onslaught of Japan and other Asian economies, economic integration had

Continued on Page 5

## CONTENTS


| | | | |
|---|---|---|---|
| Politics, The economy | 2 | Aerospace | 8 |
| Foreign policy | 4 | Agriculture | 9 |
| Industrial policy | 5 | Broadcasting | 10 |
| Financial, Banking | 6 | Education reform | 12 |
| Mitterrand's monuments | 7 | | |


*Editorial production: Phillip Halliday*

## KEY FACTS

Area .....549,200 sq km
Population .....55.63m
President .François Mitterrand
Birth rate .....1986 14 per 1,000 population
Labour force % of population: 1985 66%
Life expectancy at birth 1986 .. 77 years
Doctors per 1,000 inhabitants , 1986 2.3
Real GDP growth ...1988 3.8%, 1987 2.3%.
GDP per capita ... 1987 $15,818
Purchasing power parities ..... France 12,803; UK 12,340; West Germany 13,323
Inflation 1988 2.7% 1987 3.3%, 1978-88 annual average 8.0%
Merchandise exports .....1988 $167.5bn; 1987 $147.9bn
Merchandise imports .....1988 $173bn; 1987 $153.2bn
Current account balance .1988 -$4.01bn; 1987 -$4.08bn
Reserves excluding gold ..... March 1989 $25.35bn
Main destinations of exports .. 1988 West Germany 16.4%, Italy 11.7%
Currency .....100 centimes = 1 Franc
Average exchange rate ...1988 US$:5.9569; £:10.5969


A trail-blazing concept in business aircraft: the tri-jet set.

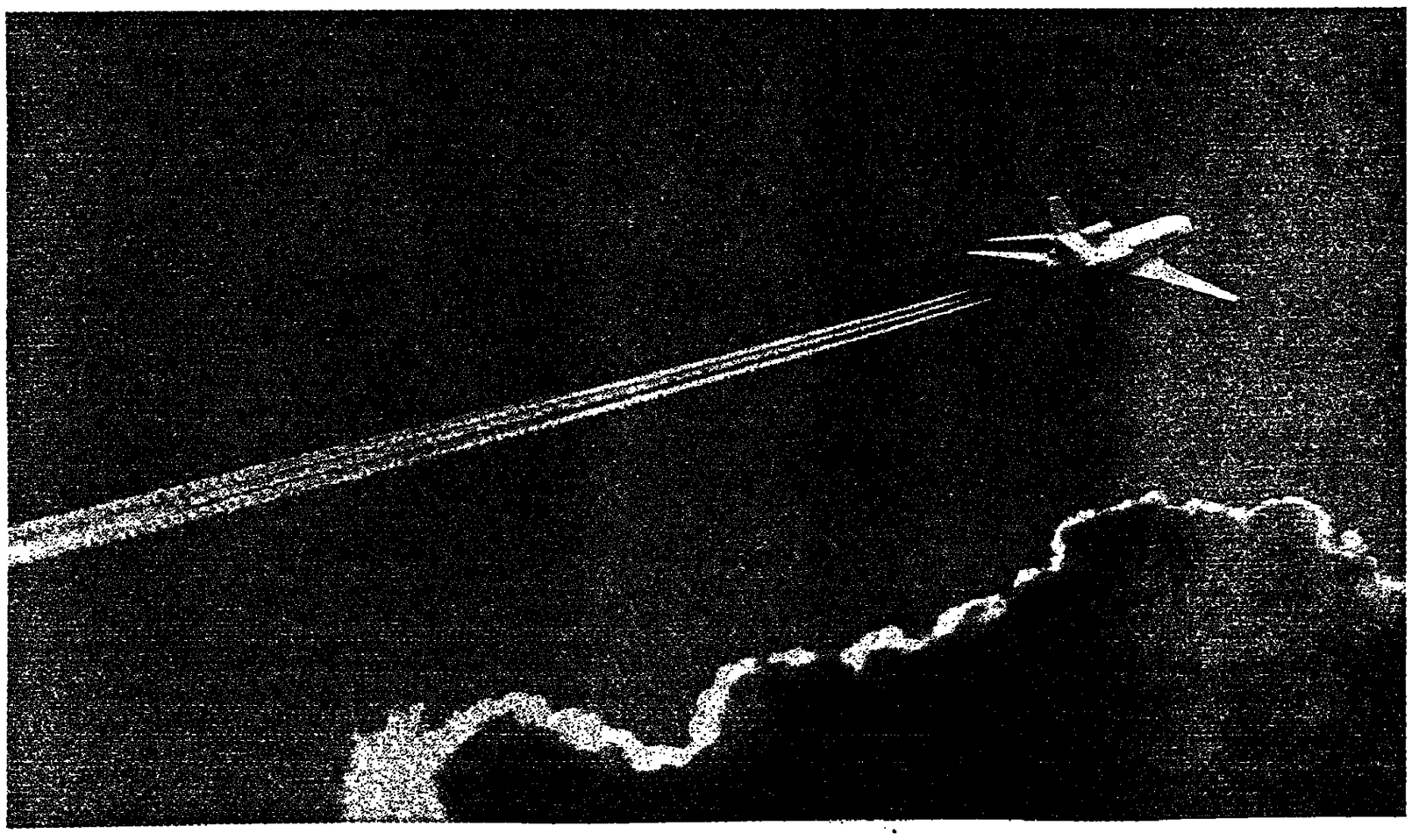

Remarkable men blaze remarkable trails...

The unique triple vapour trail of a Falcon 50 or Falcon 900 is the sign of the tri-jet set: men of decision, power, intelligence and exacting demands. Men who want the best.

They know the Falcons are the world's only three-engine business jets with the same safety standards as airliners making overwater flights via the shortest routes.

They also know the Falcons benefit from the very latest Dassault technology, the most sophisticated engineering and aerodynamic standards in both civil and military aviation.

In the ultimate elegance of their tri-jet, they feel in a class apart... They are right.

FALCON 3-ENGINE EXECUTIVE JETS.

*A class apart.*



DASSAULT INTERNATIONAL

Please send me additional information about the Falcons. FT 9

Name / Title _____ Company _____
Address _____ City _____
Country _____ Zip _____
Phone _____ Now Flying a _____

Please return this coupon to Mr. Paul Delorme, Dassault International. 27, rue du Professeur Pauchet. 92420 Vaucresson. France. Tél. : (33-1) 47.95.83.83. Télex : 203 944 Amadas. Fax : (33-1) 47.95.82.10.

The political scene is marked by success of the left and right-wing disarray, **reports Ian Davidson**

# The paradox of socialist popularity

THE SOCIALIST government is riding high after 12 months in office, while the opposition parties are weak and divided.

The President and the Prime Minister are both at a peak of popularity. Mr Jacques Chirac and his RPR Gaullist party are still wrestling unsuccessfully with the personal and institutional failings which led to defeat in last year's Presidential election.

The disarray on the French right-wing was only to be expected. It is a structural legacy both of thirty years of Gaullism, and of French history over a longer period.

By contrast, the success and the serenity of the Socialist government at first glance seems more paradoxical, and calls for more explanation.

The paradox starts with the presidential and parliamentary elections on May 8 last year. France delivered a massive vote of approval to its Socialist President, François Mitterrand, re-electing him to a second seven-year term, by a crushing 8 per cent margin over his Gaullist challenger, Mr Jacques Chirac.

Yet in the general election which followed Mr Mitterrand's victory, the voters appeared to deliver a significantly different verdict: the Socialist party was indeed restored to power in the National Assembly, but its score fell well short of an absolute majority of seats.

Within the space of five weeks, it seemed as if France had changed its mind. This contradictory result received varying interpretations. President Mitterrand had campaigned against ideological conflicts, and had called for a spirit of compromise and an opening towards the centre.

In giving the Socialists less than an absolute majority, and in thus guarding against any recurrence of doctrinaire socialism, according to some commentators, the electors were merely endorsing the wishes of the President.

Other explanations focussed on the high abstention rate of 34 per cent. After the intensity of the Presidential election campaign, and the cumulative effort of four rounds of ballotting, the electorate had been suffering from voter-fatigue.

It just happened that it was the Socialists who suffered. *The most immediate problem* for Mr Michel Rocard was the formation of a government. There was intense speculation over how he would put into practice the idea of an "opening" to the centre, as advocated by the President.

In particular whether he would succeed in recruiting into the government any leading political figures from the moderate opposition, such as Mr Raymond Barre, the former Prime Minister. Or whether he could construct a formal and durable parliamentary majority, by striking an overt bargain with the CDS party.

It soon became clear that Mr Rocard would do neither. He signed up a few ministers who had belonged to conservative parties, *such as* Mr Jean-Pierre Soisson, formerly of the Republican Party, and Mr Jean-Marie Bausch, of the CDS party, who became Labour and Trade Ministers respectively.

He recruited a rather larger number of non-politicians, such as Mr Pierre Arpaillange, who became Minister of Justice; *but essentially Mr Rocard* was left leading a minority government.

This reinforced the general sense that Mr Rocard would have a hard time. Personal relations between himself and the President had long been notoriously cool. For years Mr Rocard had been a semi-declared challenger for the leadership of the Socialist movement and rival in the Presidential stakes.

Cynics suggested that President Mitterrand might well have appointed Mr Rocard to the Hotel Matignon out of malice – he was being sent out to lead an exploration of an unfavourable battle-field and when he was worn out by probable

**Chirac will probably remain leader of the Gaullists for the foreseeable future**

failure, he would be discarded.

*Many believed that* Mr Rocard would not last longer than six months or a year, and the conventional prediction was that he was unlikely to survive much beyond the municipal elections scheduled for March of this year.

Events have turned out quite differently, for three basic reasons.

The most important factor has been the weakness of the French Communist Party (PCF). It was the culmination of President Mitterrand's strategy, which lasted 20 years, for the displacement of the PCF by the PS as the most important left-wing party in France.



François Mitterrand (left) rides high while Jacques Chirac remains demoralised by defeat

The Socialist government is in a minority in Parliament but it can only be brought down through an alliance between the conservative parties and the Communists. There are no circumstances in sight in which the Communists would lend themselves to such an alliance, since its logical consequence would be the return to power of the right-wing parties.

Second, President Mitterrand had little alternative but to make Mr Rocard the Prime *Minister; and therefore little* alternative but to keep him as Prime Minister.

Since an alliance with the Communists was ruled out, as a result of the Socialist-Communist rupture of the early 1980s, and since President Mitterrand was committed (by his campaign commitments) to a *moderate socialist/social-democrat* posture, he was virtually obliged to choose a moderate socialist or social-democrat as his Prime Minister.

He might have personal reasons for wishing Mr Rocard ill. But if he did not appoint Mr Rocard, or chose an early opportunity to dump him, he would still be obliged to choose someone similar, and there are not many in that category.

Third, Mr Rocard's talents have so far turned out to be well suited to handling the dilemmas of a minority Socialist government. His instinctive belief in reasonable compromise, and his natural aptitude for negotiation, have turned out to be tailor-made for political accommodation in the social-democrat border between traditional socialism and moderate conservatism.

*Orthodox socialists in the PS* have long rejected his brand of social democracy, they may not have foreseen that the management style of "la methode Rocard" would prove remarkably effective. Its first spectacular test, was the restoration of peace between the warring European and Melanesian *communities in New Caledonia*, and the negotiation of a new government regime for the Pacific territory, subsequently approved in a national referendum.

The more enduring demonstration of the Rocard method was that the government has managed to sail through its legislative programme with consummate ease. A minimum guaranteed income has been introduced, counterbalanced and partly financed by a new wealth tax; the housing laws *have been modified* to curb the steep escalation of rents and property prices in Paris, and give more protection to tenants; new safeguards have been introduced to protect the rights of foreigners in France.

On the way, the government faced rolling waves of strikes and demonstrations from discontented workers, ranging from prison officers and nurses to employees of the Paris Metro and public sector workers in Corsica.

By December, the toll appeared to be telling. *The PS* did badly in a couple of by-elections, the opposition mounted a censure motion against the government, and the press started to ask if Mr Rocard was finished. But one by one the industrial protest movements gave way before moderation and the resolution in the government's posture.

Yet the government has owed almost as much to the confusion in the right-wing opposition parties as to its own skill and judgment. The single most important pointer of the Presidential election, was that the right wing needed to heal its internal divisions if it was *to hope to return to power.*

But in the aftermath of the election, the conservative parties have still not discovered how to put that lesson into practice. The immediate reaction to the general election of the CDS party, was to assert its separate Parliamentary existence.

Ineluctably, in the spring, the centrists then carried into practice their defiance of the other, more conservative parties, by launching their independent campaign in the European Parliament elections.

Perversely, the centrists insist both on describing themselves as part of the opposition, and on steering clear of the Gaullists. At one point in the spring of this year, it looked as though the split in the ranks of the right wing might be healed

**The government looks like having a longer life-expectancy than cynics predicted**

– but only by dumping the long-established leaders of the conservative parties in favour of a new generation.

The municipal elections in March showed a strong tide flowing in favour of young, non-ideological politicians, across the spectrum. A number of young conservatives, notably in the Gaullist party, suddenly felt encouraged to mount a challenge to the old party leaders.

For two brief weeks these "reformers" were poised to launch their own campaign for the European elections, and it seemed they might succeed in mobilising a unified campaign of young conservatives which could include the centrists.

The European Parliament election offered unique attractions for shaking the old party structures. It was not a domestic election, so no main policies, and few coveted jobs, were at stake.

It was a national election, the only independent jury from which reformers could seek an electoral judgment on their relative weight against the old guard. But all too quickly the authoritarian tradition in the Gaullist party reasserted itself, and the reformers fell meekly back into line.

The opportunity to mount an effective challenge to Jacobin structures of the party was lost, probably for several years. For almost a year after his crushing defeat in the 1988 Presidential election, Mr Jacques Chirac was manifestly *demoralised*, and largely absent from the arena.

Recently he appears to have recovered his morale somewhat, and is said to be planning to take charge of his party again. It is probable that he will remain the leader of the Gaullist party for the foreseeable future; and that he will be the favourite right-wing candidate in the 1995 Presidential elections.

It is also probable that, in the absence of a re-alignment of the right-wing parties between now and then, he will again go down to defeat.

In the meantime, the Rocard government looks like having a longer life-expectancy than the cynics were predicting a year ago; and unless Mr Michel Rocard starts to make serious mistakes, the political scene in France may start to look peaceful, or even dull.

Still, dullness can have its compensations, when one looks at the Soviet Union, China, Argentina or Iran.

**Ian Davidson** on the growing pains of an improving economy

# A policy of prudence and caution

THE FRENCH economy, in common with many other countries in the industrialised world, has put in an exceptional performance during the past year, far better than had been forecast in the wake of the stock market crash of October 1987.

"Exceptional" may seem strong, but it has the authority of the latest assessment of the Organisation for Economic Cooperation and Development (OECD) behind it.

Economic growth has been accelerating each year since 1983, and it was sustained last year at a considerably higher level than previously forecast. Moreover, investment has remained buoyant, job creation has been more vigorous than expected, and inflation has been held down.

Two significant black spots remain: a high level of unemployment, which threatens to rise higher, especially if the economic growth rate tails away; and a large trade deficit, which clearly points to a worrying weakness in the competitivity of French industry.

Neither of these exceptions to a generally cheerful economic picture has yet caused any political embarrassment to the government, nor are they proving serious enough to jeopardise its current prudent management of the economy.

On the contrary, the generally satisfactory performance of the economy can only confirm Mr Michel Rocard, the Prime Minister, and Mr Pierre Beregovoy, his Finance Minister, in the conviction that their cautious policy of fighting inflation and steadily reducing the budget deficit is on the right track because it is producing its own reward.

A year ago, the *OECD* was projecting French economic growth of 2 per cent for the whole of 1988. The growth rate turned out to be about 3.5 per cent, and this vigour is expected to be largely sustained through 1989, with growth of over 3 per cent, and possibly as much as 3.5 per cent.

Thereafter the rate of expansion is likely to flatten out, but it is still expected to show growth of over 2.5 per cent, according to the government's forecasts.

One of the main bonuses of the rapid growth rate has been the containment of unemployment. When the Socialists returned to power a year ago, the Prime Minister immediately forecast a substantial surge in unemployment during the remainder of the year.

On the one hand, the special employment schemes accelerated by the previous conservative government would run out of budgetary resources; on the other, it would continue to *be difficult to provide jobs for* all the teenagers joining the labour market.

Mr Rocard's prediction was partly based on political motives. No one was sure how the new Socialist government would fare or how it would be treated by the financial markets. Mr Rocard wanted to be sure of being able to divert the blame for any increase in unemployment.

It was also solidly based in fact. France's birth-rate went on being more vigorous for longer than most of its neighbours. Consequently, France stands out in western Europe as one of the few countries whose active population is still rising strongly.

West Germany's active population is likely to fall from 28.2m people in 1987 to 25.7 in 2000. The British labour force will decline more gently, from 27.8m to 27.3m; whereas the French figure will rise over the same period from 24.2m to 24.8m.

Inflation fighters: Michel Rocard, (left) and Pierre Beregovoy

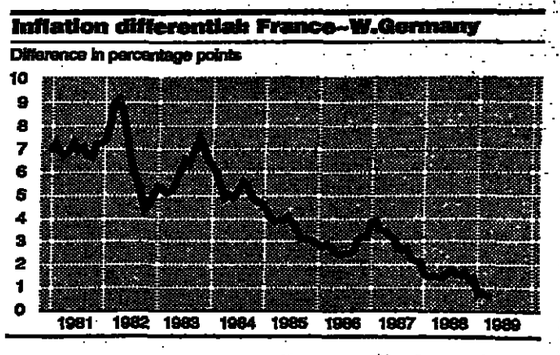


Mr Rocard's pessimism proved to have been quite excessive. During the years 1984-1987, France had been losing jobs at an average rate of 53,000 a year, and unemployment peaked in 1987 at over 11 per cent. But in 1988 the trends started to be reversed.

The level of job losses in industry declined, 200,000 jobs were created elsewhere (mainly in the service sector), and the rate of unemployment started to come down towards 10 per cent.

The foreign trade problem is proving more recalcitrant. After a small surplus in 1986, the balance plunged to a deficit of FFr31bn in 1987, and FFr33bn in 1988.

The early months of this year *appeared to be pointing* towards an improvement; but the latest monthly figure, for April, was again discouraging with another large deficit. The government is predicting a further increase in the overall deficit this year to FFr35bn.

The most worrying feature of the deficit is the sharp deterioration in the balance of industrial goods, which after years of sustained surplus dived to a FFr5bn deficit in 1987 and a FFr35bn deficit in 1988.

The surplus on weapons exports is holding up. Without it the civilian industrial deficit would be nearly twice as large.

One contested explanation which has been advanced for the French industrial deficit, is that French industry is much less specialised than its more successful competitors.

It is true that the deterioration seems to have affected most of the main branches of industry, with the exception of the car industry.

The agro-food and service sectors earn surpluses. This has prompted some economists to conclude that the traditional image of France as a country of food, drink and tourism, may be uncomfortably close to the truth.

The French current account deficit, as a share of gross domestic product, remains modest, and it is offset by a number of other more encouraging factors in the picture.

The growth of productive investment has been rising fast since the mid-1980s, and reached 9 per cent last year in the competitive sector, including 12 per cent in industry.

This upward thrust has not made good the sag in French industrial investment, which lasted for a decade after the first oil crisis; but it is pointing in the right direction.

The rate of increase in unit wage costs has been falling steadily since the first intoxicating phase of the socialist experiment in the early 1980s, and last year was 1.1 per cent.

Inflation has come down, from 6.7 per cent in 1984 to 3.1 per cent in 1988, on a par with France's trading partners.

Finally, the profitability of the French corporate sector has improved steadily since the early 1980s.

One of the main uncertainties facing the French economy, is how well it will perform in the *more rigorous* environment of the single European market of 1992.

This is primarily a dilemma facing French industry; but the government, too, is facing difficult choices, especially in the field of taxation.

One of the government's over-riding economic objectives is to bring down the budget deficit, as part of its general anti-inflation strategy. This budget strategy will inevitably be squeezed, both on the expenditure and on the revenue sides of the equation.

The overriding political project of the new administration, is the modernisation and up-grading of the education system lasting many years. This will call for a large increase in the size of the educational wage bill, both to motivate a demoralised and hide-bound teaching profession, and to recruit large numbers of extra teachers.

It is not surprising, therefore, that the government has already moved to economise elsewhere on the expenditure side, with a substantial downwards revision in the rate of increase in the programme for defence equipment purchases, even at the risk of being accused of jeopardising the political defence consensus in France between left and right.

This balancing act will not be self-financing, however. For the government faces the prospect that the single European market will require a sharp shrinkage in two of its most important sources of revenue, the value added tax, and the witholding tax on savings.

Value Added Tax rates are higher in France than in most other EC countries, and they will have to come down to avert the danger of a diversion of trade. France has the highest witholding taxes on savings, and the government admits that these must come down if France is to avoid a dangerous flight of capital.

These shadows on the economic outlook have not had any effect in diverting the French establishment from the common assumption that France's future economic well-being lies with a more open and a more integrated Community. More open in its markets and more integrated in with closer economic and monetary institutions.

Such ideas are not a natural part of French history. During the past ten years the Gaullists were still hostile, both to the idea of liberal market forces, and to closer institutional integration in Europe.

Within the past ten years, the Socialist Party still believed in nationalisation, interventionism and the autonomy of the French state. At the same time, French businessmen thought that their future depended on keeping the right side of the mandarins in the Finance Ministry, and the mandarins agreed.

During the same period, France's economic and business institutions have gone through profound transformations, to bring them more in line with other countries.

These changes do not necessarily feel all that comfortable to the French. Beneath the surface gloss of moderatity and internationalism, quite often one can detect traces of the old corporatist and protectionist reflexes.

Old habits of thought die hard, and the contrast between them and Europe's unprotected market of the future, sometimes shows up in economic and business leaders as chronic anxiety.

Not long ago, Mr Jacques Delors, President of the European Commission, was asked if he did not agree that the French, of all the Community member states, were the most interested in the single market. Yes, he said; "and the biggest cry-babies too."

Advantage BNP in Europe.

As a top-ranking European bank firmly established among the world's leaders, BNP offers you the power and efficiency of its worldwide network.

With offices in 74 countries, BNP monitors major world markets 24 hours a day, gathering and analysing up-to-the-minute data in the service of its clients.

With a specialized international teleprocessing network and one of Europe's most advanced trading rooms, BNP provides optimal solutions based on fast reactions and market knowledge. For financing major projects, establishing export credits or for access to the money markets, BNP enables you to take full advantage of the very best commercial opportunities.

BNP

Banque Nationale de Paris. World banking is our business.

Ecus & Fortuscite

# EUROPE: WHERE IMAGINATION WORKS WONDERS

A NUMBER OF YEARS AGO A FEW MEN IMAGINED A NEW EUROPE... TODAY THAT'S A REALITY! THROUGHOUT HISTORY IMAGINATION HAS PLAYED AN IMPORTANT PART IN THE DEVELOPMENT AND THE SUCCESS OF EUROPE. EVERYDAY THOSE WHO DREAM SEE FRUITION OF THEIR EFFORTS. IN THE TECHNOLOGICAL WORLD, EUROPE CONTRIBUTES TO INNOVATION IN ALMOST EVERY SECTOR WITH THE COOPERATION OF 11 NATIONS. WE AT AEROSPATIALE PLAY OUR PART IN LETTING OUR IMAGINATION SOAR AND ENJOY THE SATISFYING MOMENTS OF SUCCESS IN AERONAUTICS WITH THE GROWING LIST OF INTERNATIONAL AIRLINES THAT OPERATE AIRBUS AND ATR WORLDWIDE, IN PLAYING AN IMPORTANT PART IN DEFENCE. WE ALSO TAKE PRIDE OF BEEING THE WORLD'S N°1 EXPORTER OF HELICOPTERS AND IN OUR GROWING COMMITMENT TO A STRONGER EUROPEAN PARTNERSHIP. FOR AEROSPATIALE AND ITS PARTNERS, THE EUROPE OF TOMORROW IS AS WIDE - AS BIG - AS LONG - AS OUR IMAGINATION WILL TAKE US.

aerospatiale

AEROSPATIALE: IMAGINATION AND BEYOND

A Gaullist approach to foreign policy has been maintained under Mitterrand, reports **Ian Davidson**

# Contradiction of independence and alliance

BY CUSTOM and practice, going back to the original precedents set by General de Gaulle, France's foreign and defence policy has always been a domain specially reserved under the Fifth Republic for the President.

President François Mitterrand has sustained this tradition with as much vigour and seriousness as any of his predecessors.

The routine management of most domestic issues he may leave largely in the hands of the Prime Minister and the government; but the large policy decisions on defence and foreign affairs are all taken by the Presidency at the Palace of the Elysée.

Indeed, this concentration of Presidential authority has if anything increased in the past 12 months.

During the two years of "cohabitation" from 1986 to 1988, there was a sense of competition in the foreign policy field between the socialist President in the Elysée and the gaullist Prime Minister at the Hotel Matignon.

In the event of outright disagreement on large policy issues, President Mitterrand could always impose his will on Prime Minister Jacques Chirac, and did so from time to time.

On a number of issues, Mr Chirac's government managed to keep the conduct of events in its own hands, in ways that were quite untraditional.

It was the Chirac government, for example, which actively pursued the revival of the seven-nation Western European Union defence grouping.

As a result, the WEU option for strengthening European defence cooperation became "tainted" as far as the Elysée was concerned, and is no longer being actively pursued.

It was the Chirac government which procured the release of Mr Wahid Gordji, an Iranian wanted for questioning in connection with terrorist attacks in Paris in 1986; and it was the Chirac government which negotiated the return of three French hostages held in the Lebanon.

The sense of potential tension between the Elysée and the Matignon naturally ceased abruptly after the socialists returned to power about a year ago.

Manifestly, Prime Minister Michel Rocard is deeply interested in both defence and foreign policy. From time to time, he expresses his interest and his point of view.

In practice, he does not attempt to pursue an independent line, let alone interfere in the elevated prerogatives of the Presidency.

The personalised conduct of foreign and security policy has had mixed consequences. Occasionally, it has resulted in public initiatives which may appear more spectacular than substantial.

In January the French hosted an international conference in Paris which called for more urgent steps to ban chemical weapons.

In March they were largely instrumental in promoting an international conference in The Hague to call for more effective environmental protection of the atmosphere. Both were worthy events; but it may be doubted whether they materially advanced matters.

Where the President's personalised conduct of policy is most ambiguous, or even internally contradictory, is in the field of defence.

On the one hand, President

**Tension between the Elysée and the Matignon ceased on the return of the socialists**

Mitterrand sticks uncompromisingly to the traditional Gaullist doctrine of French national independence, free from the toils of Nato's integrated military structure.

On the other hand, he asserts with increasing frequency France's whole-hearted loyalty to its allies, and its commitment to the defence of western Europe. He has sought to translate that commitment into practice, through a special defence relationship with West Germany.

The Gaullist half of this Janus-like posture is no doubt soundly based on domestic political considerations.

Among all the countries of western Europe, France has been more or less unique in enjoying a domestic defence consensus, without any significant anti-nuclear protest movement to contend with.

It is often claimed that this consensus is mainly due to the doctrine of national independence.

The voters have confidence in the French nuclear deterrent, because it is under the independent control of the national government. In this case it is understandable that President Mitterrand should be anxious not to do or say anything which might disturb it.

The over-riding principle of France's foreign policy, however, is that the country is set firmly on the path to closer economic and political European integration.

Over time, political integration implies movement towards security and defence integration.

Yet there is an obvious practical contradiction between the apparently immutable principle of French national independence, and the implementation of the principle of Alliance and European solidarity.

Ever since 1982, President Mitterrand has sought a way out of this contradiction.

He has zealously built up a bilateral relationship with West Germany, including a bilateral defence relationship. This has been expanded to include joint manoeuvres, a joint Franco-German brigade, and a Franco-German Defence Council which held its inaugural meeting earlier this year.

These moves have been welcomed by the Germans — indeed the Franco-German brigade was a German idea.

On political grounds, both governments set store by a relationship which consecrates the principle of post-war reconciliation, and which links together the two main powers on the continent of western Europe.

Indirectly, the close links between Paris and Bonn have long proved a large factor in the civilian construction of Europe. More often than not, France and West Germany have worked together in the European Community, and when they have done so, their joint influence has been considerable.

In the defence field, however, the bilateral relationship appears to be stuck in a dead end.

The problem is that it does not appear to imply any change in the untouchable principle of French national independence, and it cannot displace West Germany's primary defence relationships, which are bilateral with the US and multilateral with the rest of Nato.

It is perhaps not surprising that some sense of disenchantment appears to have set in on the French side.

In his most recent extended disquisition on the defence of France, before the National Defence Institute last October, President Mitterrand singled out the Franco-German relationship as the most significant step towards a more integrated European defence.

He said nothing, however, to suggest that he had discovered how to reconcile France's national destiny with the Euro-

**Concentration of Presidential authority has increased in the past 12 months**

pean context, nor how to go beyond the Franco-German relationship to a truly European defence.

The general impression given by his speech was that of a statesman who had run out of new ideas, and who was petulantly marking time.

France's national defence policy may have domestic advantages, but it clearly has some international disadvantages.

In 1983 President Mitterrand publicly urged the West Germans to deploy the new Euromissiles, in the absence of east-west arms control negotiations.

Today, as a non-participant in Nato, France has seemed ill at ease in adopting any position on the future of Short-range Nuclear Forces (SNF) in Europe, reluctant to support the Americans against the Germans, or the Germans against the Americans.

The compromise adopted at the Nato summit may suit the French reasonably well, so long as French aircraft are not dragged into any future Nato-Warsaw Pact negotiations. But it cannot be said that the French government played an important part in the process, and it appears not to have been seriously consulted either by the West Germans or by the Americans.

The sense of indecision in French defence policy has been reinforced by the recent decision to cut back the planned volume of defence equipment expenditure over the next four years, from FFr470bn to FFr428bn.

The economic pressures for a cut-back were irresistible. The reform of the education system will cost a great deal of money, the Single European Market will require the downward harmonisation of France's high value-added and witholding taxes; and the government is committed to a steady reduction in the budget deficit.

Something had to give, and the President had already conceded that the defence budget could not be sacrosanct.

It appears, however, that the compromise figure finally adopted for the cut-back was arrived at on political, not on policy grounds.

It was half-way between the claims of the Defence Ministry and the demands of the Finance Ministry; but it did not apparently rest on any fundamental choices on France's long-term defence missions.

Advance leaks had strongly hinted that one or more of France's main new systems would have to be axed, and speculation suggested that this might include the new aircraft carrier Charles de Gaulle.

Called on to arbitrate, the President decided that no large weapons system would be cancelled; therefore, a large number of systems will have to be trimmed in numbers, or stretched out over time, or both.

But no sense was conveyed that this defence review was being conducted as a function of the alliance context, or of President Mitterrand's aspiration to build a more integrated European defence posture.

The new lower spending targets will still represent significant real increases in each of the next four years; but one of the results of the scale-back is that French military capabilities will be shaved.

In the face of Mr Gorbachev's revolution in the East, only Britain and France have the weight to give a lead to their neighbours in western Europe.

Mrs Thatcher seems determined to ensure that Britain remains a marginal figure both in Nato and in the Community; and President François Mitterrand appears hamstrung by the shackles of the past.

**Paul Betts** and **George Graham** outline the profiles of ten of the country's leading and sometimes most controversial businessmen

**MR FRANÇOIS CARIES COMPAGNIE FINANCIERE DU CIC**

Mr Cariès came to the head of CIC, a federation of regional banks, with the advantage of seven years with the group. He was chairman of Banque de l'Union Européenne, its international arm, from 1982 to 1986.

More recently he was special adviser to Mr Jean Saint-Geours, whom he succeeds. He will have to live with a new parent, since the government has handed control of CIC to the state-owned GAN insurance group and will have to deal with continuing losses at CIC-Paris, the group's main operating subsidiary.

**MR JEAN PEYRELEVADE UNION DES ASSURANCES DE PARIS (UAP)**

An unconventionally casual figure in the grey-suited world of French finance, Mr Peyrelevade was not universally welcomed when the last socialist government named him chairman of the newly privatised Suez group.

Dismissed in 1986 by the incoming Chirac administration, he found his niche in merchant banking at the small but fast-moving Banque Stern.

When the socialists returned to power, he was a natural choice to replace Mr Jean Dromer, over-committed to privatisation, at UAP, the largest of the state insurers.

**MR FRANÇOIS HEILBRONNER GROUPE DES ASSURANCES NATIONALES (GAN)**

A long-serving civil servant, Mr Heilbronner was counsellor to Mr Jacques Chirac, the former right wing Prime Minister, who appointed him to GAN in 1986.

He has, nevertheless, survived the return to power of the socialists, in spite of doubts in some quarters over his strategy for the group and criticism of the role it played in the battle for control of Société Générale, the privatised bank.

**MR LOIC LE FLOCH PRIGENT**

Mr Le Floch Prigent is another state industry boss dropped

Loic Le Floch Prigent

by the former right-wing government about to make a big comeback.

The former chairman of Rhone-Poulenc, the nationalised chemicals group, is widely expected to takeover next month as chairman of

Jean Peyrelevade

Elf-Aquitaine

The bearded Mr Le Floch Prigent returned Rhone-Poulenc to profit but was replaced when the right returned to government because of his close ties with the Socialists. Ever since the

François Heilbronner

return of the Socialists in government, he has been widely tipped as a candidate for a top state sector job.

**MR FRANCIS MER USINOR-SACILOR**

In the best French engineering tradition, this 50-year-old graduate of the Polytechnique college passed from the industry ministry to the private sector, after 15 years for the St Gobain glass and pipes group before being summoned to the deathbed of the troubled French steel industry.

As head of both Usinor and Sacilor he has carried out a radical restructuring, allowing the group to announce its first profits for 14 years in 1988.

**MR RENE THOMAS BANQUE NATIONALE DE PARIS (BNP)**

One of the great survivors of the state sector, Mr Thomas is among the rare chairmen nominated by the socialists to have kept his seat under the Chirac administration.

Sceptical of the right's insistence on privatising the banks, he has also criticised the left's refusal to open up their capital.

Now teamed with UAP through cross shareholdings and reciprocal marketing agreements, he is on his way to building the largest bank-insurance grouping in Europe.

**MR BERNARD ATTALI AIR FRANCE**

The twin brother of one of President Mitterrand's closest advisers, Mr Bernard Attali was appointed chairman of Air France last summer.

Mr Attali had also been the victim of the right-wing purge

continued on Page 5

Compagnie Bancaire

THE LEADING GROUP
SPECIALISED IN FINANCIAL SERVICES IN EUROPE

1989 INTERIM CONSOLIDATED RESULTS

| | 12 month period April 1, 1988 – March 31, 1989 FF billion | change previous year % |
|---|---|---|
| Compagnie Bancaire Group | | |
| • New loans and leases | 71.3 | + 17 |
| • Outstanding loans and leases | 150 | + 15 |
| • Net operating income | 1.367 | + 14 |
| Proportion attributed to Compagnie Bancaire | | |
| • Net operating income | 0.859 | + 21 |
| i.e. per share FF 41 | | |

STRENGTHENING ITS CAPITAL BASE IN 1989

through a rights issue of one new share for every five held. The amount raised is 1,183 million francs.

EXPANDING ITS PRESENCE ON THE EURO- AND FOREIGN CAPITAL MARKETS

to fund its development in France and in other European countries

In 1988:
• 15 senior and subordinated debt issues for a total amount of FF 5.3 billion.

In 1989:
• Swiss Franc 100 millions 5% Notes due 1994
• Yen 3 billion Floating rate Notes due 1993
• Yen 10 billion 5.30% Bonds due 1999
• Canadian Dollars 100 million 12% Notes due 1992
• ECU 75 million 9¼ Notes due 1991
• F. Francs 700 million 9⅛ Bonds due 1995

All the public senior issues are rated:
AA+ by Standard & Poor's Corporation
Aa2 by Moody's Investors Service

A diversified Group of Companies active in:
small business equipment finance
consumer finance
housing finance
life-insurance and savings
real estate development
real estate and financial investments
management data processing

Compagnie Bancaire, 5, avenue Kléber, F 75116 Paris - Phone: (331) 40 67 52 23

omnium de publicité profil

Industry, Science and Technology on the French Riviera

HIGH-TECH AND HIGH-LIFE

Away with clichés!
No super hype. The facts speak for themselves.

Revenues generated in 1988 by the region's high-tech and [illegible] industries equalled earnings from the mainstay tourism and convention [illegible].

More and more investors and businessmen are choosing the French Riviera because it boasts:

- France's second largest international airport, with direct flights to [illegible] cities including New York, and 19 flights daily to Paris,
- Sophia Antipolis, Europe's largest high-tech park and [illegible] with a communication system cabled by optical fibers.
- The highest concentration of telecommunication facilities ([illegible] Services Digital Network),
- France's second largest banking center with 58 banks and 52[illegible] branches,
- A young university in full expansion, international bilingual schools and top research facilities.

The French Riviera offers more than 30 business sites: industrial, scientific and high-tech parks, and superb office space at competitive prices.

A very stable social climate.

An impressive number of major international companies have already added up the advantages and [illegible]

CAD

COTE D'AZUR DEVELOPMENT
The French Riviera Economic Development Agency
10, rue de la Préfecture - B.P. 142
06003 NICE Cedex - FRANCE
Tel.(33) 93.92.42.42 - Telex: Cadelex 470134F
Fax: 93.80.05.76

If you would like to receive more information on the industrial, scientific and technological aspects of the French Riviera, please complete this coupon and return it to Mr Thierry Martin, General Manager of Côte d'Azur Development

Company
M
Address
Tel

**Paul Betts** reflects on the evolution of industrial policy that has occurred over the last 10 years

# A more pragmatic free market approach

FRENCH industrial policy has undergone an astonishing evolution during the last decade.

Heavily interventionist at the beginning of President Mitterrand's first term, it embarked on an equally excessive liberal spree under the right-wing government of Mr Jacques Chirac before settling down to a more pragmatic and reflective free market approach following Mr Mitterrand's re-election last year and the socialist victory in the general elections.

This evolution in industrial policy has been eloquently reflected in the decision of Prime Minister Michel Rocard to appoint Mr Roger Fauroux, a seasoned French industrialist, as Industry Minister.

Mr Fauroux has a long and distinguished career behind him. For 35 years he worked at Saint Gobain, the French glass and pipes group, before running for two years the Ecole Nationale d'Administration (ENA), the French institution which has groomed generations of top politicians, civil servants and businessmen.

Ironically, as chairman of Saint Gobain, Mr Fauroux was on the receiving end of the heavy interventionism and *dirigisme* which marked the first phase of Socialist Government in the early 1980s.

This intervention coincided with the sweeping nationalisations by the socialists, including, among them, Saint Gobain.

Mr Fauroux, who launched Saint Gobain into a diversification into electronics, was forced by the government to divest the electronics assets which were redistributed to other nationalised groups.

By 1983, even before the right returned to government for two years in 1986-88, the left had already started to move towards more open market industrial policies. The excessive *dirigisme* of the first 18 months of socialism led France's newly nationalised industrial groups to protest to President Mitterrand against Mr Jean-Pierre Chevenement, then Minister of Industry.

Mr Chevenement, Defence Minister in the current government, finally resigned as Industry Minister and was replaced by Mr Laurent Fabius, future socialist Prime Minister, who favoured a less interventionist approach and underlined the need to modernise and restructure industry.

Although the large industrial groups remained under state control, they were given greater freedom and were encouraged to internationalise their operations and forge alliances with foreign partners.

The defeat of the socialists in the 1986 legislative elections heralded a two-year period of intensive industrial and financial liberalism under the right-wing administration of Mr Jacques Chirac, RPR leader.

A number of industrial groups, Saint Gobain among them, were privatised again. Mr Alain Madelin, the right-wing Industry Minister, also embarked on a crusade to promote the virtues of free market policies and to attack the evils of interventionism.

With the arrival of Mr Rocard, and Mr Fauroux as the new Industry Minister, the era of excesses appears to be over, at least in terms of French industrial policy.

"The state must hold back from intervention," he argued in an interview with the Financial Times soon after taking over the industry portfolio.

Mr Fauroux regards himself not so much as a Minister of Industry but as a "minister of enterprises," to underline his idea that industry is undertaken by industrialists and not politicians. He has also sought to adopt an attitude of pragmatic continuity with the recent evolution in French industrial and business attitudes, although he has inevitably faced his fair share of political controversies.

**Defeat of the socialists in 1986 heralded a two-year period of intensive industrial liberalism**

These have included the recent government decision to replace Mr Michel Pecqueur as chairman of Elf-Aquitaine, the state-controlled oil group, by Mr Loik Le Floch-Prigent, a former chairman of the nationalised Rhone-Poulenc chemicals group dropped by the previous right-wing Government for political reasons.

Although Mr Fauroux pledged not to indulge in the traditional political witch-hunts which have shaken the executive suites of large state enterprises after every general election in France, political pressures have inevitably prevailed in some cases. However, the government has tried to limit changes at the top of state groups, placing the emphasis on the industrial qualifications and track record.

Mr Fauroux makes a point of saying that it is not reasonable to change managers for political reasons in a country like France where, he acknowledges, "there is not all that much talent to spare."

For French industry the challenges and problems are manifold. Although the bulk of industrial restructuring has been undertaken the government continues to be worried by the unsatisfactory competitiveness of French industry, the heavy industrial goods trade deficit and the need to support the development of small and medium-sized enterprises.

The prospect of a single European market by 1993 has also had a catalytic effect on French business attitudes and developed a growing awareness and acceptance of global competition on the part of French enterprises.

In recent years, large French state-owned and private groups have intensified their acquisitions and investments abroad, especially to increase their economic mass and penetration in western Europe and the North American market.

During the last few years, French companies have adopted a bolder approach to joint ventures, partnerships and foreign takeovers.

Large groups like Thomson, the state-controlled defence and electronics group, or Compagnie Generale d'Electricite (CGE), the privatised telecommunications and heavy engineering group, have embarked on ambitious international expansion strategies involving big acquisitions.

Thomson acquired the RCA consumer electronics business of General Electric in the US, while CGE took control of ITT's telecommunications assets at the same time as merging its Alsthom engineering operations with the power division of General Electric Company of the UK. These moves are to help these French groups acquire the necessary critical size to compete.

The government has made it clear that it wants to encourage this trend towards greater internationalisation of French industry. In the case of state-controlled groups, Mr Fauroux has re-introduced a system of three-year strategic plans to help the government follow closely and support the international development of nationalised groups.

Indeed, Mr Fauroux recently said that the government would give the financial backing as a state shareholder to help nationalised companies finance their international development. But the Government has also emphasised that state-controlled groups would now be treated as "normal companies" operating in an international free market environment.

**With Mr Rocard, and Mr Fauroux the era of industrial excesses appears to be over**

Renault is a case in point. The government has argued with the Commission in Brussels that its decision to grant the state car group a FFr12bn debt write-off was the final process of the "normalisation" of Renault as an ordinary company. Although the Renault issue is still the subject of heated debate in Brussels, the French authorities claim that after the debt write-off the state car group will receive no more state financial support and will be treated as an "ordinary company."

The government has said there is no question of new nationalisations in France. At the same time, however, it has made it clear that there will be no new privatisations, for the time being at least. But the government is already addressing the pressing problem of giving nationalised enterprises easier access to the capital markets to finance their development and acquisition strategies.

While adopting a free market approach to industrial policy, the government nevertheless intends to continue supporting what it considers "strategic industries" like aerospace, computers, defence, space and telecommunications. But it has also been seeking to shift the emphasis of state aid to support the development of small and medium-sized companies.

In the past, French governments have devoted the bulk of state financial support to a dozen or so large industrial groups. As a consequence, smaller groups have not had access to the same degree of direct or indirect state support as has been the case in other industrialised countries.

The authorities have sought to encourage the development of the small and medium-sized business sector by lowering interest rates on loans and a variety of other instruments. This policy of devoting greater attention on small business development helps to support the growing trend of management buy-outs and venture capital that has been relatively slow to take-off in France.

Moreover, Mr Fauroux has sought to give greater power to the regions to back industrial development. Indeed, with decentralisation during the last few years, there have already been encouraging signs of industrial development on a small and medium-sized business basis in several parts of the country. This has been matched by a closer integration between national laboratories and scientific institutes, regional universities and local industries.

While adopting a more aggressive approach to foreign acquisitions and expansion, French enterprises, both large and small, have become increasingly worried by the general take-over trend which has swept French industry during the last two years and is likely to intensify with the approach of 1993. The government is pushing through legislation to tighten French take-over regulations. But senior government officials also see virtues in takeover bids because they help industry move and evolve and they stimulate the financial markets.

It is no accident that the last few years have seen the arrival of a generation of successful young businessmen

These men, like Mr Bernard Arnault, the young chairman of Louis Vuitton Moet Hennessy (LVMH) luxury group, or Mr Vincent Bollore, who has built up his own conglomerate, have unruffled the traditional French establishment and injected a new lease of life in French business. Their emergence is one of the most eloquent signs of change

continued from Page 4

in the state sector when he was replaced as chairman of the GAN state insurance group. Another product of the Ecole Nationale d'Administration, Mr Attali had been running the French side of Commercial Union, the UK insurance group, before landing the Air France job.

**MR JEAN-YVES HABERER CREDIT LYONNAIS**

Appointed chairman last autumn, Mr Haberer has wasted little time to launch France's second largest commercial bank on an aggressive European expansion programme with acquisitions in Italy and Belgium.

Mr Haberer has had the classic career of the high flying French civil servants. A graduate of the elite Ecole Nationale d'Administration, he was director of the French Treasury between 1978 and 1982. He was then appointed as chairman of the Paribas bank until he was replaced at the top of the French investment bank by the right-wing government of Mr Jacques Chirac in 1986. But Mr Haberer has now made a big comeback with Credit Lyonnais.

**MR JEAN-RENE FOURTOU RHONE-POULENC**

Just reconfirmed as chairman of the Rhone-Poulenc nationalised chemicals group, Mr Fourtou's job had long been in the balance because of his earlier political links with the centrist UDF opposition party.

His replacement of Mr Le Floch Prigent at Rhone-Poulenc in 1986 provoked a controversy at the time. But Mr Fourtou's track record at Rhone-Poulenc has proved successful.

Mr Fourtou managed to increase the chemical group's overall profitability. His strategy has been to embark on a series of large US acquisitions to increase the competitive size of his company's core businesses while shedding non strategic assets.

**MR RAYMOND LEVY RENAULT**

Appointed chairman of Renault after the tragic death of Mr Georges Besse, Mr Levy has pursued and accelerated the recovery strategy of his predecessor at the state-owned car group.

His management was crowned with success when Renault reported record profits of nearly FFr9bn in 1989. A former senior executive of the Elf-Aquitaine oil group,



Raymond Levy

Mr Levy was chairman of the Usinor steel group between 1982 and 1984 and then chief executive of the Belgian Cockerill Sambre steel group before taking over at the top of Renault three years ago.

# World of consensus and negotiation

Continued from Page 1

become an imperious necessity for all European countries.

Not long after the French socialists came to power in 1981, they discovered that France was compelled by its dependence on international trade to conform to the criteria of the foreign exchange markets. When the Gaullists came to power in 1986, they were unable to pretend, in the face of the new international economic reality, that they could offer a plausible economic model of protectionism and Colbertist interventionism.

The new public consensus on Europe, as the centre-piece of France's economic and political foreign policy, is a symptom of the new moderating trend in French politics.

In the Gaullist party it is a recent and sudden conversion, which leaves many traditional supporters at a loss. It may not be all that popular with traditional supporters of the Socialist party, either. But in both cases the leaderships can think of no alternative. Here and there they may set up temporary nationalist dykes, but circumstances appear to drive them ineluctably towards an integrated European market.

One of the symptoms of the new mood of moderation is that, for the past three years, the electorate has rejected strong majority government. For two years, from 1986 to 1988, France experienced the novelty of "cohabitation," in which power was shared between a socialist President and a Gaullist Prime Minister. During the past 12 months, for the first time in the 30-year history of the Fifth Republic, France has been governed by a minority government. It is as if the voters had been determined, in both cases, to secure government which would be prudent and considerate.

The consequence of minority government since 1988 has been a further innovation: France's democracy has started to look less Presidential and more Parliamentary. This is not at all what General de Gaulle had in mind when he drafted the constitution; but it is the unavoidable corollary of minority government, which is obliged to negotiate its way with tact and consideration among the preferences of the members of the National Assembly.

The natural temptation is to assume that minority government must be permanently vulnerable to the risks of defeat, and therefore in permanent danger of being unbalanced.

This assumption is obviously logical. Yet so far it appears that the government is carrying off its balancing act with great aplomb, and enjoying remarkable popularity. Perhaps, therefore, the French people are discovering that they actually prefer government which is vulnerable in theory and prudent in practice.



If you're seeking a leading operator on France's financial markets, look no further.

If you are keen to profit from the major French securities markets, the odds are that you will find your way to the Tour Montparnasse.

This is where Crédit Agricole keeps its Head Office.

The largest dealer in French securities, with a portfolio of more than FF 270 billion, Crédit Agricole is the largest bond issue manager. Providing all economic sectors with finance, Crédit Agricole is well placed to act as an analyst and as a trader.

Its mutual funds, SICAV and FCP alike, are often highly ranked and have a solid reputation for regularity of good performance.

At Segespar-Titres, Crédit Agricole's management subsidiary, you will find the internationally trained consultants, investment managers, traders and back office teams who are the driving force behind our success.

Starting from such an prominent position, Crédit Agricole has forged links with top-level partners in Europe and the rest of the world which already enable it to offer off-shore mutual funds and, through a joint venture in Hong Kong, to manage private funds in Asia on an equal footing with local financiers.

Hire us and profit from the top results of our management, our expertise, the wealth of opportunities we have to offer and our bargaining muscle, both in France and in other countries.

Of course, if you can't come to Paris, we'll come to you.

CA CRÉDIT AGRICOLE

SEGESPAR TITRES

"Approved under Section 57 (1) of the Financial Services Act 1986 by Grant Thornton, a firm regulated by the Institute of Chartered Accountants in England and Wales to carry on investment business."

Crédit Agricole - CNCA - Condor House - 14, St Paul's Churchyard - LONDON EC 4 M 8 BD (G.B.)

Crédit Agricole - Ando Fuquyoshi - Building 10th floor - 111'28 AKASAKA ALAMENTO QU. - TOKYO (JAPAN)

Crédit Agricole - 520 Madison Avenue - 122 NEW-YORK (U.S.A.)

Financial Markets

# Reform and regulation

SINCE 1982, France has carried through a large overhaul of its financial markets, sweeping away a range of administrative controls and subsidies and profoundly altering the way the economy is financed.

Under the distant gaze of Jean-Baptiste Colbert, the 17th century finance minister whose centralising spirit has long presided over the labours of the French civil service, bright young Treasury officials such as Mr Daniel Lebègue, Mr Jean-Charles Naouri or Mr Jean-Claude Trichet pushed through a series of reforms aimed at handing over a considerable portion of their own power to market forces.

Mr Pierre Beregovoy, under whom much of this reform began, is now a year into his second term of office as finance minister, following a two year interlude under the right wing Mr Edouard Balladur.

But bankers and financial market analysts wonder if Mr Beregovoy still has as clear an idea of the direction in which he wants to take the financial markets as he appeared to have in his first term, from 1984 to 1986.

Three forces, often mutually contradictory, appear to have slowed down the process of change: the mounting demands of the European Commission as the Community moves towards a single internal market; the ambitions of the private sector, testing the limits of its new-found freedom from finance ministry controls; and a growing sensation that deregulation might have gone too far, and that the time has come to reimpose some rules.

The ground covered is impressive, partly because France started from a position where it excelled almost all its main trading partners in the number and weight of the distortions to the market enshrined in credit subsidies, government controls and vested monopolies.

The most eye-catching development has been the burgeoning of new markets; FFr470bn of traded Treasury bills, FFr380bn of certificates of deposit, FFr80bn of commercial paper, interest rate futures on the Matif market trading 63,000 contracts a day, stock index futures and traded options in the stock exchange.

Alongside these new products, more traditional markets have been refurbished and have expanded dramatically. The government bond market, previously supplied with a series of tailor-made bonds carrying a bewildering array of costly tax breaks and special indexation clauses, has moved over to a system of regular monthly auctions.

The result has been a surge in the volume of transactions: from FFr280bn in 1985, to FFr2,455bn in 1988, with the big OATs, or Obligations Assimilables du Trésor, ranking among the most liquid bonds in Europe.

In the process, the Treasury reckons it has trimmed around

Lebègue: reformer

50 basis points off its average borrowing costs, through the increase in competition and in market efficiency.

The success of the government bond market may have diverted investors away from the private sector bond market: where volume in the secondary government bond market grew nearly nine times between 1984 and 1988, trading in the issues of state-backed institutions and of private sector companies little more than doubled.

All the same, new bond issues by the private sector – many of them spiced with an equity component such as convertibility or attached warrants – have recovered to total over FFr100bn in each of the last years.

In the equity market public new issues climbed to a peak of FFr62.8bn in 1986 before halving to FFr31.7bn in 1988, in the wake of the October 1987 crash. Trading volume, however, which had fallen off from an average of FFr2.17bn a day in the nine months before the crash to FFr1.56bn in the nine months following it, has recovered to FFr2.3bn a day in the first four months of this year.

Perhaps more importantly, the walls between these previously cloistered segments of the capital markets have been broken down. Instead of the multitude of closed financing circuits of a decade ago, funds can flow relatively freely from any segment to another, arbitrated by the market.

An important stimulus to this was the development of institutionalised investment, encouraged by legislative changes improving the status of Sicavs and Fonds Communs de Placement, the two French forms of mutual fund.

France has FFr1,150bn invested in Sicavs – nearly 60 per cent of it in short term money market substitutes – and at least FFr350bn more in FCPs.

At the same time, financial institutions have changed in character. The traditional commercial banks have expanded their market activities to compete with the so-called "mushroom" banks, specialised treasury and financial market intermediaries which sprang up all over the place to profit from Paris's booming markets.

Stockbrokers, somewhat more reluctantly, saw their Napoleonic status and privileges stripped from them by a 1987 reform law introduced by Mr Balladur. Many have now allied with a bank, French or foreign, to provide the capital they needed to compete in the future.

Yet the impetus for carrying through the process of reform – an impetus which at first came from the finance ministry, appears to have faded. Attempts by the private sector to take up the baton, such as the OMF future market set up to rival the official Matif, have often ran into difficulty with the administration.

In the first place, the government has already stormed most of the easily attackable bastions. Those that remain, such as monopoly on tax-exempt savings books held by the Caisses d'Epargne network, are more difficult to assault, or else require the government to abandon tax revenues in exchange.

Second, the slow progress of the Commission towards harmonised EC rules on subjects such as takeover regulation delays French legislation on the same themes, or at least provides an excuse for delay.

Third, the government appears to have become uneasy about taking liberalisation too far. Taking its lead from a televised tirade by President François Mitterrand against the vices of "easy money," the government has developed a renewed taste for regulation – without, however, developing a clear conception of how this regulation should be applied.

A bill on "the safety and transparency of the financial markets," increased the powers of the Commission des Operations de Bourse (COB), France's stock market regulatory body, and modified some takeover rules. This bill illustrated the ambiguity of the government's position and that of the right wing opposition, which has originated many of the ideas in the text only to change horses and denounce its own initiatives.

The bill, which smelt distinctly of a hurried attempt to head off public criticism in the wake of the Pechiney insider trading scandal, was heavily amended as it passed through the National Assembly.

On its way through the Senate, however, it was amended further. A joint committee of the two houses will have to sort out the final text, but in the meantime the institutions to which it will apply are in the dark over whether the COB will or will not be a government-controlled organisation and whether it will or will not have both investigative and punitive powers.

On introducing the bill the government announced that it would include the obligation for an investor exceeding one third of the capital of a listed company to launch a public bid.

That clause, however, is not in the text of the bill and is to be left to the COB to decide, once its new powers are conferred.

French bankers are still thrilled that they have escaped the complexities of the UK's Financial Services Act. Nevertheless, many of them are beginning to wish that their government would make up its mind whether it is going to regulate the financial markets itself or hand power over to a self-regulatory system.

**George Graham**

Banking

# Harvesting the fruit of activity

WHEN 99 per cent of the adult population has a bank account – a position France reached in 1984 – and one bank branch is open for every 1,169 inhabitants, competition for market share starts to become difficult.

Declining interest rate margins on loans to both corporate and individual customers, combined with the inroads made by new suppliers of financial services such as supermarket operators or direct marketing specialists, make life still harder for the banks.

Bank supervisory authorities are imposing more stringent capital adequacy requirements, prompting their flock to take a sharper look at the risks they accept on and off their balance sheets, and at the rewards they can hope to draw from them.

Three bank collapses in the space of nine months – Al Saudi Banque last October, Banque de Participations et de Placements in March and United Banking Corporation in May – have helped to concentrate the minds both of supervisors and of other banks.

Even if all three were special cases, the additional examples of BAII, UBAF and BIAO, all of which have had to call on their shareholders for help with their portfolios of sovereign credit risks, have forced the message home.

Yet the picture presented by France's largest banks was more varied in 1988. Mr Jean-Yves Haberer, newly installed at the head of the state-owned Crédit Lyonnais, reported the worst results, as heavy losses on the bank's London securities market activities and a sharp increase in developing country debt provisions cut net profits by 7 per cent to FFr2.06bn.

"We have arrived at a moment where creditors will be asked to abandon debts – governments, but also commercial banks," he warned.

Mr René Thomas, chairman of the Banque Nationale de Paris (BNP), largest state-owned bank, was more comfortable with an 8 per cent increase in net profits to FFr3.06bn.

"We did not sell any buildings, we did not sell any shares. This is the fruit of our activity, not of passive wealth," Mr Thomas said.

Mr Marc Viénot, whose privatised Société Générale produced a 28 per cent rise to FFr3.04bn, was more modest, though his bank maintained its status as the most profitable of the "three old ladies."

"I think we can risk the adjective 'good' instead of adequate," he said. Société Générale, in particular, has, since its privatisation in June 1987, done its best to restore the French banks' reputation for modest profitability.

The reputation stems in part from a traditionally large volume of interbank dealing in their balance sheets, which reduced their apparent return on assets, and in part, also, from the reluctance of the

Pebereau: stakebuilder

nationalised banks to pass on their profits to their shareholder, who in return showed extreme reluctance to supply them with fresh capital.

The application of the Cooke capital adequacy ratios agreed by central bankers at the Bank for International Settlements in Switzerland changed the ground rules for private and public sector banks.

"The Cooke ratios impose a much higher level of profitability on us. We will have to increase our margins, both through higher tariffs and through reducing our expenses," comments Mr Bruno de Maulde, chairman of Crédit du Nord, the commercial banking subsidiary of the Paribas group which returned to profit last year after a radical restructuring.

At the same time, French banks are adapting to a number of new challenges. The first is the challenge of the single European market, which simultaneously offers an irresistible opportunity for expansion outside France and a marked increase in the number of competitors looking at the French domestic market.

Outside France, the leading banks have been active in seeking to extend their activities. Credit Lyonnais, which had expanded in northern Europe by purchasing the Belgian and Dutch subsidiaries of Chase Manhattan, took a sizeable step further with the 550bn lire acquisition of a controlling stake in Credito Bergamasco, a large private sector bank based in northern Italy.

Its rivals have not stood idle. BNP, for example, last year took over the UK mortgage business of Chemical Bank of the US, and it has cemented an alliance with Dresdner Bank of West Germany through an

de Maulde: return to profit

exchange of directors.

Société Générale, meanwhile, spent £50m on the purchase of Touche Remnant, the UK fund manager. Other smaller banking groups, such as Compagnie Bancaire, the confederation of specialist financial services companies belonging to the Paribas group, or Crédit National, which has shed its role of purveyor of subsidised loans to industry for a place in the competitive sector, have been developing European networks.

The second challenge is that of finding activities outside the credit sphere. There is still life in the traditional business of bank lending, but banks have increasingly to look for other sources of income. The most striking example has been the alliance between BNP and Union des Assurances de Paris (UAP), the state owned insurance company.

Besides exchanging shareholdings, the two state groups have embarked on a plan of cross-marketing banking and insurance products through each other's distribution networks. Some sources of income have dried up.

The flood of stock market commission income linked to the massive flotations of the privatisation programme in 1987, for example, fell by a third at most large banks last year.

Direct stock market operations, too, have proved costly in some cases. All three "old ladies" lost money on their London securities operations last year, but the losses ranged from FFr16m for BNP, to FFr50m for Société Générale and to FFr603m for Crédit Lyonnais, which earlier this month announced a restructuring of its subsidiary Alexanders Laing and Cruickshank and the sale of its private client stockbroking subsidiary Astaire and Co.

The third challenge for French banks comes on the level of their capital. The problem for the public sector banks is where they are to find new resources in order to meet the requirements of the Cooke ratios, given the government's refusal to privatise them, even partially, and its reluctance to inject its own funds.

For BNP, the UAP alliance brings an incidental capital boost, while the troubled CIC group has been placed under the control of the Groupe des Assurances Nationales (GAN), the third largest state insurer.

For the Crédit Lyonnais, on the other hand, the Caisse des Dépots et Consignations, the central state financing institution, was called in to subscribe to a rights issue.

For the private sector Société Générale, which carried out a FFr2.835bn convertible bond issue last September the problem is different.

It is not a question of how to raise money, but of who is to control the bank. Mr Viénot last autumn beat off an assault from Mr Georges Pebereau, whose company Marceau Investissement built up a 10 per cent stake last autumn, with the backing of the Caisse des Dépots and, more covertly, of the finance ministry.

The episode knocked a hole in the finance ministry's oft-repeated credo of "no privatisation and no renationalisation," for if the government clearly refuses to let BNP and Credit Lyonnais move to the private sector, it also appears to be unwilling to allow the priva-

Continued on Page 12



COMMUNICATING FOR THE FUTURE

CNT The Caisse Nationale des Télécommunications, the French State agency, which through its borrowings helps to finance the research and development of France Telecom.
France Telecom... dynamic, modern, the name synonymous with quality research and successful technology... France Telecom... competence renowned throughout the world, a commitment to constant innovation and improvement, a determination to underline its position as one of the major forces in world telecommunications.

Partners in progress
As a result of the financing capacity of CNT, France Telecom is today one of France's largest investors in its domestic economy. Through financing the public sector which enjoys the strongest growth prospects at present, CNT links both itself and those who underwrite its borrowings to one of the most dynamic forces in the French economy. France Telecom's commitment to the development of a universal communications network, capable of instant transmission of words, images and data and its constant striving to increase the number of high-performance products and services, adapted to the special needs of its clients, guarantee its future success.

Technical and financial innovation
The dynamic and innovative qualities of CNT reflect those of France Telecom. CNT's operations are based on respect for its investors, and innovative but prudent financial policies.
CNT's professionalism, its leading role in the evolution of new financial products and the supervision of its involvement in various markets, allow it to combine the normal role of a borrower while taking into consideration the interests of its investors.

Management, leadership, innovation
CNT undertakes the external financing requirements of France Telecom. But its role doesn't stop there. It is involved in the active management of debt by its regular presence in the majority of important financial markets.
A contributor since 1987 to the working capital requirements of France Telecom, CNT now issues in the domestic French commercial paper market, with currently about two billion francs outstanding. CNT makes use of a wide range of banking and financial instruments, both classic and new, short and long-term, in French francs or other currencies, to raise the necessary funds and to protect itself against the risks of fluctuations in interest and exchange rates.

Into the future
CNT's high reputation is regularly proven by the quality of reception its issues receive from the international financial community. CNT's signature is the hallmark of the highest quality for institutional investors interested in supporting France Telecom in its exciting future.

CAISSE NATIONALE DES TELECOMMUNICATIONS

1988
AND 1989
IN PERSPECTIVE

The Annual Shareholders' Meeting held on May 31, 1989 under the chairmanship of Jérôme Seydoux approved the accounts for the 1988 fiscal year and decided to distribute a dividend of 21 French francs per share, tax credit included (compared with 18 French francs in 1987) scheduled for payment on June 26.

1988 was a year of major changes for Chargeurs S.A., which became the leading world group in wool trading, combing and weaving as a result of the companies taken over from Prouvost S.A. in May 1988, the acquisition of the Hart Group in early 1989, the interest acquired in Drummond (U.K.) which will ultimately amount to 20% and the takeover of the German company Imen und Richter.

Spontex was sold to Hutchinson associated with institutional investors on May 16, 1989 for 1.3 billion French francs, the capital gain after tax amounting to approximately 700 million French francs.

During the first four months of 1989, the companies of Chargeurs S.A. operated in a favourable situation. The 1989 results will be affected by the following particular events:

- the purchase by UTA of a second-hand 747 200 C to cater for developing traffic;
- the UTA pilots' strike in April which cost approximately 80 million French francs;
- the cost of the particularly intensive program for training air crews both at UTA and Aéromaritime;
- the cost of restructuring in the textile division, amounting to approximately 100 million French francs;
- the effects of the rising dollar: for 1989, the rise in the dollar should be favourable;
- the capital gain on Spontex.

The development of the aviation sector and the recovery of the textile division remain the main goals of Chargeurs S.A. UTA and Aéromaritime are committed to a large program of aircraft orders over several years (15 firm orders and 19 options) to modernize their fleets and keep pace with the development plan of the airlines. The Textiles Division which is being gradually reorganized will again show a deficit for 1989.

The results of this division, with a turnover of 3 billion French francs, should rapidly improve after 1990.

CHARGEURS S.A.

**Paul Betts** on the car industry's remarkable but painful recovery

# A new industrial awareness

THE FRENCH car industry, one of the pillars of the country's industrial structure and by far France's country's biggest industrial employer, has staged a remarkable recovery during the last few years.

Indeed, the country's two large car manufacturers, the private Peugeot-Citroën group and the state-owned Renault concern, were on the edge of a financial precipice barely five years ago.

This spring the two groups reported record profits for 1988 of nearly FFr9bn each and shot to the top of the French corporate profits league.

Strong market demand in France and Europe has sustained the financial recoveries of both the Peugeot-Citroën and the Renault groups. But their comeback to the forefront of the international motor industry stage reflects the sweeping restructurings which both groups have undertaken coupled with new productive investments and the renewal of their respective model ranges.

In a sense, the French car industry led the way to the general restructuring and renewal of French heavy industry in the last decade and has perhaps contributed more than any other industry in changing labour and political attitudes towards industry during the last five years.

The catalyst was undoubtedly the decision of Mr Jacques Calvet, the chairman of the Peugeot-Citroën group, to take on the then Socialist government and the trade unions in late 1983. He announced a large job reduction programme and restructuring at the private company's Automobiles Peugeot division and subsequently launched a similar plan at Citroën.

Mr Calvet succeeded in pushing through his restructuring programme in spite of violent labour confrontations at Peugeot's Possiy car plant outside Paris. At the same time, both the government and the unions started accepting the need for restructuring as the only way to enable the car industry in France to survive and recover.

The restructuring in the car sector has been followed by significant restructuring in the country's car components industry which has recovered strongly in the last two years.

Valeo, the country's leading car components group, has staged an impressive financial recovery and embarked on an ambitious programme of internal and external growth.

The new French industrial awareness was even more eloquently reflected when the Socialist government led by Mr Laurent Fabius appointed Mr George Besse, one of the country's toughest industrial managers, to the helm of Renault.

The state owned car group had long been regarded as a bastion of the pro-Communist CGT union and a symbol of French state-controlled industry. But Mr Besse launched a large restructuring, involving huge job cuts, and was well on the way to succeeding when left-wing terrorists killed him outside his home in Paris in November 1986.

Mr Besse was replaced by Mr Raymond Levy, former Elf-Aquitaine oil company senior executive and head of the Belgian Cockerill steel group. He accelerated Renault's restructuring and recovery based on focusing the state car group around its core European car manufacturing activities.

Mr Levy pulled Renault out of its expensive US adventure of the late 1970s by selling the French group's controlling stake in American Motors Corporation (AMC) to Chrysler. He continued cleaning up the group's balance sheet, sharply reduced costs and restored a strong competitive spirit in the group.

**The private Peugeot-Citroën group and the state-owned Renault, were on the edge of a financial precipice barely five years ago.**

Both Peugeot-Citroën and Renault's recovery have been boosted by the commercial success of new models and the general renewal of the two groups' car range.

In the lower end of the market segment, the Peugeot 205 and the Renault 5 have continued to command strong penetration on the domestic and European markets. Peugeot subsequently introduced the 309 medium sized car, the larger 405 and is about to launch this autumn a new top of the range model to replace the 505.

After the successful launch of the Citroën BX, Citroën introduced the small AX and recently a new executive car, the XM.

Renault has renewed its middle range with the R21 and the R19 and improved its R25 top range model which will face tough competition from the two new Peugeot-Citroën executive models.

If the two French groups have now achieved their turnaround, both are apprehensive about the future. The higher than anticipated growth of the domestic French and European car markets during the last two years will be inevitably followed by a slowdown.

At the same time, the two French groups expect Japanese competition in the European car market to intensify during the next few years with the arrival of new Japanese production facilities in Europe.

Peugeot-Citroën and Renault have lobbied hard for protection against the threat of a Japanese onslaught into Europe. The French manufacturers argue for the need of a limited and gradual opening of the market to Japan coupled with a reciprocal opening of the Japanese market for European producers.

Although Mr Calvet and Mr Levy generally agreed on the European approach to the Japanese, they disagreed on several other important issues, especially on new European exhaust emission rules.

Renault has not objected to the latest European "clean car" standards, but Mr Calvet has vigorously criticised the use of catalytic converters claiming that they are inefficient and inadequate.

He recently said that 40 per cent of catalytic converters in the US had been shown to be defective. The Peugeot chairman supported the development of lean-burn "clean" engines rather than the hasty introduction of "inadequate" catalytic converters.

Moreover, he bitterly criticised the European decision-making process on this issue which he said was distorted by the rising political influence of the Greens.

The outspoken chairman of the Peugeot-Citroën group has openly criticised the French government's decision to retire FFr12bn worth of Renault debts as part of the balance sheet restructuring of the state car group.

This issue is still the subject of negotiations and controversy between the French government and the European Commission following the decision of the new Socialist administration in Paris not to change the legal status of Renault

The previous right-wing government had agreed with the Commission to change the status of Renault to establish the state car group on an equal legal footing as other ordinary companies.

It also pledged that the FFr12bn debt write-off would be the last large injection of state aid for Renault

But the Socialist government was reluctant to change the Renault corporate status. Instead it offered Brussels other guarantees that Renault would now be treated as any other company and would no longer benefit from any special privilege because of its special statutes.

Renault and the Commission appear to have made progress on the problem of the state group's status, but Brussels is still not satisfied by the French restructuring commitments which are supposed to go hand in hand with the FFr12bn debt write-off.





Mitterrand's Monuments: the colossal hollow Arche de la Defense (left), the Grand Louvre and its attendant Pyramides (centre) and the new Opera House at La Bastille (right)

**Ian Davidson** looks at Mitterrand's architectural legacy

# Building for civilisation

FRANÇOIS Mitterrand was determined that his tenure in the French presidency would leave behind a legacy of important public buildings.

He said a year after his election in 1981: "We will have achieved nothing if in the next ten years we have not created the basis for an urban civilisation."

His critics have from time to time derided his architectural ambitions, which they compare to the gargantuan excesses of the pharaohs.

President Mitterrand has paid no notice, and his ambitions are already becoming a reality. Some of the main projects which have come to fruition can not be claimed as part of President Mitterrand's legacy.

The Musée d'Orsay, the Museum of Science and Technology at La Villette, the Institut du Monde Arabe, and the development of the Defense site to the West of Paris, all received their original impulse before he came to power.

On the other hand, these schemes were given new impetus by the incoming President. After a review of budgets, the go-ahead was given for the Musée d'Orsay and La Villette. The Institut du Monde Arabe was given a more accessible site. The development of the site at La Defense was relaunched with a competition which has culminated in the vast Arche de la Defense, inaugurated in time for this year's Seven-Nation Economic Summit and the Bicentenary of the Revolution on July 14.

In the fullest sense of the expression, however, these are not Mitterrand's Monuments. That term can only be properly applied to the *Grand Louvre* and its attendant Pyramides; a new Finance Ministry overhanging the Seine at its upstream exile on the Quai de Bercy; the new Opera House at La Bastille; and the colossal hollow Arche de la Defense, which completes the straight-line perspective from the Louvre up the Champs-Elysées to the Arc de Triomphe, and down the Avenue de la Grande Armée to La Defense.

In time this list will be completed by a new national library, known as La Très Grande Bibliotheque (TGB), which is expected to be built on vacant railway land behind the Gare d'Austerlitz.

The Musée d'Orsay, lying on the Left Bank of the Seine across from the Grand Palais, started life as a railway station, which was opened in 1900 for the International Exhibition.

Its transformation into the principal museum for French 19th century art, and in particular for the works of the impressionists, was first launched in 1978, and the museum was inaugurated in 1986.

The heart of the La Villette scheme, first launched by President Giscard d'Estaing, was the vast and elegant cast-iron structure which once housed the main meat-market and slaughter houses just outside the north-east limits of Paris.

In a large urban park, the scheme includes a modernistic science and technology museum standing opposite a shiny spherical Geode which houses an ultra-modern surround-screen hi-tech film theatre. It will be completed, as President Mitterrand's own contribution, by a Cité de la Musique with concert halls and teaching facilities to ease the cramped conditions in the Paris Conservatoire in the rue de Madrid.

The Institut du Monde Arabe was founded in 1980 jointly by France and a large number of Arab governments. Its new building, on a corner site on the Left Bank overlooking the Seine, was inaugurated in 1987.

It is remarkable for a curved northern façade, and for a southern wall protected against the sunlight by an ingenious network of diaphragms which twist open or closed in response to photo-electric cells.

The true Mitterrand Monuments share one feature in common: they are all on a scale commensurate with his ambition to leave a lasting mark. Once the Finance Ministry has vacated the northern wing of the Louvre and the space has been reconverted to house works of art, it will expand the Louvre to make it the largest museum in the world: Le Grand Louvre.

Similarly, the Opera-Bastille which will take over from the existing Opéra, the 19th century Palais Garnier, will be the biggest in the world. Twice as large as the Metropolitan opera house in New York, with 2,700 seats in the main auditorium, ten backstages for storing sets.

The Arche de la Defense is equally overweening. It is in the shape of a hollow cube 105 metres on each side. It may not look all that much when contrasted with the surrounding skyscrapers of the Defense complex. It is not obvious from a distance, for example, that the internal space is as wide as the Champs-Elysées, which implies a large structural achievement for the horizontal beam.

Finally, there are the Pyramides in the centre of the Cour Napoleon of the Louvre, which will provide the new main entrance to the museum, via a large underground foyer, with bookshops, restaurants and auditoriums.

Not everyone has admired the external appearance of the Pyramides. Not everyone believes that it is sensible to restrict access to the Louvre to one narrow entrance. But the builders of the original pyramids intended them to be difficult to get into.

From the inside, however, the impression of light and space is deeply satisfying. For better or worse, this may turn out to be President Mitterrand's most lasting architectural monument.




Polyester and polyamide yarns and fibres with ever-greater performance for competition suits as soft to the touch as they are resistant. High-tech materials that boost equipment quality and safety. Through our advanced technology MERYL® and SETILA® microfibres, Rhône-Poulenc helps to bring about a world of greater comfort and performance.

NET INCOME: $ 649.1 MILLION
FOR THE 1ST EUROPEAN BANK

Strong capabilities, innovation, service: these are the bases of the success of Crédit Agricole, Europe's leading financial group.

**Ever-Increasing market shares**
Total assets of Crédit Agricole rose by 11.5% to $ 210.5 billion in 1988.

**Continued earnings growth**
Crédit Agricole's profitability made strong advances. Net income after taxes surged 57.6% to $ 649.1 million.

**Shareholder's equity again reinforced**
With an increase in shareholder's equity to over $ 8.5 billion, Crédit Agricole's Cooke ratio already stands at 8%.

**Excellent sovereign risk coverage**
International risk exposure represents less than 4% of shareholder's equity. Provisions now cover 61% of sovereign risks.

The Group manages $ 179.8 billion in deposits and funds. Europe's leading fund manager, Crédit Agricole holds 16.4% of the French market.
Created two years ago, its life-insurance subsidiary Predica has a 20% market share today.




CRÉDIT AGRICOLE
A FRENCH FORCE IN THE WORLD OF BANKING

**Paul Betts** raises his eyes to follow the ups and downs of the aerospace industry

# Attention focusing on civil market

BUSINESS soared at the Paris air show this month. In the corporate chalets lining the runway of Le Bourget airport, the champagne flowed as aircraft manufacturers continued to chalk up big orders for their commercial aircraft and were deep in talks to negotiate new co-operation agreements.

The French aerospace manufacturers, as hosts of the show, were at the centre of the frenzied commercial and industrial activity at Le Bourget, reflecting the buoyant state of the civil aircraft market helped by expectations of continuing strong demand during the next 15 years.

However, this sustained demand for commercial aircraft has been offset by the contraction of the military market, which has traditionally accounted for the biggest share of the French aerospace industry's turnover.

This significant evolution in the market had important repercussions for the French industry. It accelerated the move towards greater concentration, rationalisation and international co-operation on the military side while it focused the attention of French manufacturers on the civil sector.

The military side, which since the 1960s has been the driving force of the growth and development of the French aerospace industry, accounts for more than half of industry annual turnover. But its share last year of the French industry's total sales of nearly FFr64bn fell to 57 per cent from 59 per cent the year before and about 70 per cent in the early 1980s.

This evolution is perhaps best illustrated by Aerospatiale, the French state-owned aerospace manufacturer, which for the first time saw its civil activities overtake military sales last year.

This trend is expected to be accentuated in coming years as a result of the much more sustained rate of growth in new civil aircraft orders compared with military orders.

Aerospatiale's civil aircraft operations, one of the leading partners in the European Airbus programme, with a 37.9 per cent stake in the four nation consortium, have been boosted by the recent marketing breakthroughs of Airbus as well as of its ATR commuter airline family built in co-operation with Aeritalia, the Italian aerospace group.

The successful response for the Airbus A320 airliner has also comforted the Airbus family

To meet the strong international market demand, Aerospatiale and its three other Airbus partners, Deutsche Airbus, British Aerospace and Casa of Spain, have undertaken efforts to boost production.

A total of 107 Airbus aircraft are to be delivered this year compared with 60 last year. The number is expected to rise to 134 next year, to 136 in 1991 and up to 200 aircraft in 1994.

The successful market response for the new Airbus A320 150-seat medium range twin engine airliner has also comforted the Airbus airliner family.

Production of the new medium range aircraft is expected to increase to 7 aircraft a month by the end of this year and 8 aircraft a month by the middle of next year. By the end of 1991, monthly production rate is expected to reach 10 aircraft.

Airbus and Aerospatiale recently announced the decision to launch a stretched version of the A320, called the A321-100, later this year. The 180-200 seater stretched version is expected to increase the total number of A320 family aircraft to be delivered during the next 20 years by an additional 400 airliners to about 1,400.

Aerospatiale is also building a FFr1bn new production facility at Toulouse for final assembly of the Airbus A330/A340 longer range larger aircraft programme. The company is introducing a new modular assembly complex in contrast to the traditional linear assembly system.

Although Airbus is a commercial and technological success, Airbus is trying to transform this marketing and technical success into an economic success.

However, the process of making Airbus economically viable is proving complex and has provoked strains between the four countries involved in the European consortium.

A new management structure has been put into place designed to streamline the consortium's management. The French partner is keen to see Airbus become economically more efficient and is anxious to protect its interest and has vigorously resisted efforts by West Germany to consider a second Airbus assembly facility in West Germany.

With the West German and British voices in Airbus growing louder, the French are also weighing up the implications of a gradual trend towards privatisation of the consortium.

This trend is likely to be accelerated following the privatisation of British Aerospace and the moves to take Deutsche Airbus into private ownership with the Daimler-Benz absorption of MBB.

The commercial success of Airbus has been complemented for Aerospatiale by the success of the ATR 42 and ATR 72 commuter aircraft programme.

Aerospatiale expects to deliver 53 ATRs next year compared with 49 this year and 48 last year. Deliveries should rise to 59 in 1991, 65 in 1992 and 69 in 1993.

By 1995, Aerospatiale says that some 250 Airbus and ATR aircraft should roll off its final assembly lines in Toulouse. In turn, Aerospatiale expects the sales of its aircraft division to increase from FFr10.6bn last year to FFr20bn in 1995.

In the longer term, Aerospatiale is studying a second generation supersonic aircraft based on the Concorde programme. It has been looking even further into the future by launching studies on a hypersonic aircraft called Avion a Grande Vitesse (AGV).

Aerospatiale's helicopter business has also enjoyed a recovery with renewed demand from offshore oil service companies and other civil customers.

In the military field, the French group is pursuing its co-operation with West Germany for the development of the new HAP-HAC/PAH combat helicopter and would like see the British government join in this.

Aerospatiale's strong involvement in the civil side of the business has helped the French state group sustain the general slump in the military export sector during the last few years.

In contrast, this has not been the case of the French Dassault group which has traditionally relied heavily on military jet export sales.

The stagnation of the military market has forced Dassault to close plants during the last few years – the company has just shut down another manufacturing facility at Toulouse – and reduce its workforce from just over 16,000 people in 1985 to 13,800 at the end of last year.

Dassault embarked in 1987 on its industrial rationalisation policy aimed at reducing production costs by 15-20 per cent over five years. It tried to reduce its dependence on the military aircraft business by continuing to develop its Falcon business jet sector.

Mr Serge Dassault, chairman, announced at the Paris air show the launch of a new business jet model and said that civil aircraft should account for about 35 per cent of the group's activities within five years time.

**Sustained demand for commercial aircraft has been offset by the military market**

He also said Dassault wanted to develop its presence in the space sector with the aim of building up the share of space activities in the group's total turnover from 2 per cent to about 10 per cent.

However, Dassault remains heavily dependent on its military jet business and export sales. The French government's recent decision to adopt a tougher stance on export credits to countries like Iraq have not helped Dassault which had been hoping to clinch a large deal for its Mirage jets with Baghdad. Nor has the government's decision to reduce the rate of growth in the country's five year defence programme helped.

Dassault is now hinging its longer term hopes on the Rafale, the new generation French fighter aircraft due to come into service in 1996.

The Rafale has been embroiled in a long-running political controversy in France, although the government recently renewed its commitment to the advanced aircraft which will compete against the four nation European Fighter Aircraft (EFA) programme.

Recent efforts to find partners for the Rafale were dealt a setback when both the Spain and Belgium decided not to participate in the French programme.

Dassault insisted that the company was in strong financial shape, that orders rose strongly in 1988 and would continue growing this year, and that it was well equiped to face the difficult transitionary period until the Rafale and other large-scale aerospace programmes come on the market.

The government and French aerospace industry analysts are anxious about Dassault. But there seems little prospect of a big restructuring of the French aerospace industry, which would probably lead to greater concentration in the industry and a link-up between Dassault and Aerospatiale.

However, with large-scale changes taking place globally in the industry and the marketplace, many analysts see more concentration and rationalisation in France as inevitable.

Already, Aerospatiale and Thomson have merged their respective flight electronic activities, while Aerospatiale has signed a long term cooperation agreement with Lockheed of the US.

The intense discussions and deal-making at this month's Paris air show gave a clear indication of the shapes of things to come.

Ariane

# The force behind the Euro rocket



Ariane has consolidated its position at the top of the commercial satellite launch business

FRANCE has always been the driving force behind Ariane, the European space rocket programme. This year it is celebrating the tenth anniversary of the first Ariane launch in style.

This is not surprising since Ariane has consolidated its position at the top of the commercial satellite launch business with more than 50 per cent of the world market.

"The last year and the first half of this year have been a major turning point for Ariane because we have clearly demonstrated our industrial and operational capacity," said Mr Frederic d'Allest, chairman of Arianespace, the commercial consortium which markets the European rocket, at the recent Paris air show

Indeed, the Ariane programme has entered a new commercial phase reflected in the sharp increase in Arianespace's turnover last year to FFr3.67bn from FFr940mn the year before.

**The programme has entered a new commercial phase**

Over the last 21 months, Ariane has put 22 satellites in orbit, including 13 in seven launches last year and six more satellites in four launches during the first half of this year.

Since its first launch contract, Ariane has booked a total of 72 satellite launch orders worth more than FFr24bn. At the beginning of June, Arianespace's order book stood at 34 satellites worth a total of about FFr14.5bn.

Ariane has successfully introduced its new Ariane 4 modular launch vehicle whose performance is tailored to specific mission requirements thanks to the addition of various combinations of solid or liquid boosters.

Since last summer, four Ariane 4 rockets have been launched including, earlier this month, the AR 44L, the most powerful version of the new rocket. This version can launch up to 4,300kg into geostationary transfer orbit from the European space centre at Kourou, French Guiana.

But Arianespace is bracing itself for an intensification of competition in the commercial satellite market.

Increasing competition from the Americans – General Dynamics, McDonnell Douglas and Martin Marietta, who have the backing of substantial military orders – and the appearance of China on the launch services market, call for a considerable effort in terms of the rationalisation of both production and launch operations," says Mr d'Allest.

Last February Arianespace signed contracts worth about FFr18bn for the supply of 50 Ariane 4 launchers over eight years in addition to the 22 Ariane 4 launchers already ordered by the commercial consortium.

Studies are also under way to prepare for the production and operations of the next generation rocket Ariane 5, whose first launch is due in 1997.

Paul Betts

WORTH THE VISIT.



A new landmark in 20th century architecture, the striking Pyramide du Louvre opened to rave reviews on March 29, 1989. Architect: I.M. Pei.

A sleek new profile has emerged in the very heart of a most venerable institution. And is well on its way to making history of its own.

Launched in November 1988, CAC 40 index options offer international investors a sophisticated means of buying into the Paris Bourse and hedging risk on not just one stock, but the market itself.

They are based on the CAC 40, a 40-stock benchmark index developed by the Paris Bourse authority, the Société des Bourses Françaises, and widely recognized as one of the most accurate measures of stockmarket activity in France today.

CAC 40 index options. Another breakthrough in Paris. For investors determined to scale new heights.

MONEP THE PARIS TRADED OPTIONS MARKET C|A|C 40

Copyright: Rhône-Poulenc Public-AdOrend LOUVRE. Photo H.V.S.

INTERNATIONAL TELECOMMUNICATIONS

The Financial Times proposes to publish this survey on:

17 JULY 1989

For a full editorial synopsis and advertisement details, please contact:

JEREMY M. BAULF
on 01-873 4026

or write to him at:

Number One
Southwark Bridge
London E1 9HL

Expanding in Monaco

Monaco provides interesting opportunities for foreign companies and individuals but expert help can ease the problems of entering or expanding into a new market place.

Operating in a new business environment with different laws, currencies, cultures and, perhaps, language adds new dimensions to business activity.

Arthur Young's Monaco office opened in 1979 and, as part of a network of more than 370 offices worldwide, can help you with this process of change through services which include:

- Search for acquisition targets and investigation of prospective investments,
- Corpocate tax planning, establishment of companies,
- EEC requirements, including VAT and customs duties,
- Expatriate personal tax planning,
- Residency and work permit applications for foreign individuals,
- Contractual audit for subsidiaries or branches of foreign corporations.

Somodeco S.A.M. (HSD Group)

ARTHUR YOUNG INTERNATIONAL

13, Bd Princesse Charlotte, MC 98000 Monaco
Telephone (33) 93.25.00.52
Telefax (33) 93.25.58.92

Arthur Young International

Will give your business personal attention!

Offices in more than 400 cities in 74 countries to serve you

Auditors, tax advisors

NAZCA
N°1 PHONING QUALITATIF
39 57 50 50

NOS APPLICATIONS SPECIFIQUES

**La création de trafic** sur des manifestations, expositions, salons...

**Les études :** création de fichiers spécifiques, études de marchés, animations de réseaux, bilans de campagnes...

**La prise de R.V. pour la force de vente :** NAZCA donnera à votre force de vente des rendez-vous qualifiés et confirmés par courrier personnalisé

**La formation aux techniques d'utilisation du Télémarketing** et recrutement du personnel destiné à la prospection téléphonique

**La réception d'appels sur n° vert** (Appel gratuit)

TESTEZ GRATUITEMENT UNE OPERATION DE PHONING

pour tout renseignement contacter Philippe Rousseau
NAZCA : 76, av. de Tobrouk - 78500 Sartrouville
Tél. 39 57 50 50 – Télécopie 39 57 53 18

The CAP reforms are providing French agriculture with its biggest challenge for a generation, reports **Bridget Bloom**

# Turning back the long-term exodus from the land

MR Henry Nallet, who this month celebrates a full year as France's Agriculture Minister, wants European Community farm ministers to adopt a long-term rural strategy.

"Our aim should be not just to replace one set of farm aids with another: it must rather be to achieve real structural reform so that our agriculture will be better able to cope with the challenges of the future," he says.

He takes over as president of the EC's Farm Council on July 1, when France assumes the presidency of the EC.

He wants to persuade the farm ministers and the Commission to stand back from their preoccupation with the recent reforms of the common agricultural policy (CAP).

In particular, he hopes to persuade the farm ministers and the Commission to put greater coherence into the "panoply of measures" introduced over the last two years to help EC agriculture adapt to farming's changing fortunes.

This wider aim neatly mirrors Mr Nallet's domestic preoccupations. French agriculture is facing its biggest challenge for a generation.

Mr Nallet wants a pause in the process of CAP reform so that French farmers can adjust, but he is most concerned to reform France's outdated agriculture laws and structures to make it able to cope with leaner times ahead.

**Mr Nallet wants to see a pause in the process of CAP reform so that French farmers can adjust**

Although he is intent on achieving those reforms in a non-spectacular way – "to do otherwise might risk division in our society" – success will, he says, be a formidable card to play in the EC after the creation of the single market.

All EC states are feeling the pinch from the so-called budget stabilisers agreed at the EC summit 16 months ago which aimed at curbing the spiralling costs of the CAP.

Farming incomes in France are being hit as farm-gate prices decline – an across-the-board drop in real terms of 4 per cent was registered last year, on top of an estimated decline of 10 per cent over the last three years.

However, France has an additional reason to fear the effect of the CAP reforms, they are reinforcing a serious long term exodus from the land.

Henry Nallet: wants reforms that seek to loosen the restrictive administrative and legal structures inherited from the 1960's and earlier

Some 7 per cent of France's working population earns its living from the land, compared to 16 per cent 30 years ago (and compared to just under 2 per cent in the UK).

Recent studies suggest that, partly as a result of farming's declining fortunes, but mainly because nearly half of the country's farmers are over 50, and are often without actual or willing successors, today's 700,000 farmers could be reduced by between a third and a half by the turn of the century.

This makes it more likely that the desertrification already seen in some marginal areas like the periphery of the Massif Central – where hundreds of hamlets have already been abandoned – will extend more widely.

The Nallet reforms start from an acknowledgement that there are at least two different agricultures in France. One, already competing or well able to compete with the best farmers in the EC if given the chance, and the other which is much less competitive, but nonetheless vital for the maintenance of the economies of much of southern and western rural France.

At the centre of the reforms is an attempt to loosen the restrictive administrative and legal structures inherited from the 1960's and before, both to improve the competitiveness of the better farms, at the same time easing the plight of the more marginal areas.

French agriculture has traditionally been highly protected, being subject to centralised controls ranging from high land taxes to rules limiting farm size, credit and even who may be a farmer.

The underlying constraints of such a system were tolerated for as long as the equally protectionist CAP was seen to be working well for France.



The small vegetable producer is on the decrease as farming incomes are hit by the decline in farm-gate prices

Under it, for example, the exodus from marginal land was at least slowed by the CAP's special aids, while richer regions, like the Paris Basin, have benefitted from the subsidies which have turned the Community into the world's second largest cereal exporter and France into the EC's premier producer.

But, as the CAP reforms bite – and as France itself has become a net contributor to the EC budget, domestic controls have increasingly been seen as impediments to the modernisation of agriculture.

The Nallet reforms, actual or intended, fall into four main categories:

- Measures principally designed to make farmers more competitive by bringing them into line with practice in the rest of the economy. For example, new bankruptcy and pension laws agreed by Parliament late last year
- Measures to streamline the tax system for farmers. Farmers now pay a land tax which finances their pensions, health insurance and family benefits. The tax is set by each Department based on area of land cultivated, and types of crops grown. It is levied as a per hectare charge.

The tax is seen as a powerful disincentive to farm expansion and is to be abolished.

In a Bill due to be published this month Mr Nallet will propose that farmers pay for their social security via a levy on income, as other Frenchmen do.

**Breakdown of use of arable land**

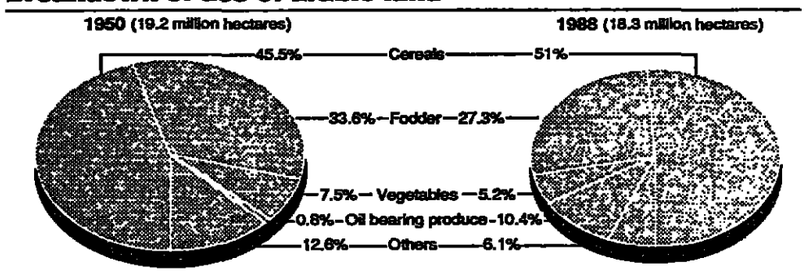


Source: SCEES

Recognising that this will result in increased payments for the more efficient farmers, Mr Nallet also proposes to abolish the para-fiscal tax currently levied on cereals, oil seeds and sugar.

- Measures to ease laws directly governing farm size, known as the *droits de cumul*. These laws which date from the 1960's when there was intense pressure on the land, limit the size of the individual holdings a farmer may own.

They give the regulating Société d'Amenagements Foncier et d'Etablissement Rural (SAFER) a pre-emptive right to buy and sell spare land, which has created a rigid land market and inhibited farm expansion.

These laws are to be substantially eased (though not abolished altogether, since officials say that would be too radical). The ceilings are being trebled, from 40ha to 120ha, and may be raised further by individual Departments.

- A series of measures, still in the pipeline, which will include provision for co-operatives, which account for some 40 per cent of marketed agricultural production, to have greater access to financial markets; and measures to make it easier for part-time farmers to have access to credit or so-called socio-structural aid. At present these tend to be limited to those holding the professional status of farmer.

Mr Nallet recently acknowledged that while the abolition of the land taxes, long criticised as a burden by farmers, was popular with them, the further he went with his reforms, the more he was likely to come up against opposition."

This could well happen, some believe, if he attempts to reform the *statut de fermage*, which controls rented land, in spite of his insistence that he will continue to consult farmers' organisations.

Reform of inheritance laws, which often results in the uneconomic sub-division of farms, has already been ruled out, if only because they are not confined to agricultural property.

Will the reforms work? Mr Nallet hopes that their primary effect, which will begin to be felt by 1992, would be to free the most efficient farmers so that they can become increasingly competitive and less reliant on subsidies.

In the marginal areas threatened by desertrification, he hopes that the measures to encourage the formation of bigger farms will make extensive livestock production more feasible, helping to protect the environment from desertrification and providing a viable livelihood for an albeit smaller number of farmers.

He accepts that such measures by themselves may well not be enough to staunch the rural exodus but believes that a "coherent" combination of Community and national aids could help to restructure the rural economy on such a base

The minister's critics note that while much has been done to open up public debate on the once-taboo issue of farm reform, much remains to be done before the programme can be implemented.

The rumblings from some of the more conservative organisations like the Fédération National des Syndicats des Exploitants Agricoles (FNSEA), the biggest farmers' union, as well as from those socialists who feel that the Nallet reforms are unacceptably right-wing, could still spell political trouble.

Critics also note the evident differences which have emerged between the agriculture and finance ministries over the mechanisms which will govern the new farm credits once Credit Agricole's monopoly of subsidised farm loans (which was abolished by Mr Nallet's conservative predecessor) ends on January 1.

They see this as a possible precursor of rows over the effects of the proposed tax changes on central and local government revenue.

**French agriculture has traditionally been highly protected, being subject to centralised controls**

Mr Nallet, a technocratic minister who trained as an agricultural economist and came late to politics, is undeterred: "I am not interested in spectacular change, nor in introducing reforms which are too brutal," he says.

"A gradual shift in the way we use aid, plus the reforms, can still end up improving our competitiveness in important ways."

GATWICK–PARIS
We've cut the cost of business travel.




Business Class £184 return Save £38*

Air Europe have cut the cost of business travel, but not the quality of service. Privileges for passengers include free use of an exclusive airside lounge at Gatwick and lounges at most other airports, a separate Business Class cabin and, of course, superb in-flight service aboard the latest Boeing 737 aircraft.

| GATWICK TO PARIS | DEP | ARR | PARIS TO GATWICK | DEP | ARR |
|---|---|---|---|---|---|
| MON–FRI | 07.25 | 09.20 | MON–FRI | 07.45 | 07.55 |
| | 08.30 | 10.20 | | 10.00 | 10.00 |
| | 15.00 | 16.55 | | 11.10 | 11.00 |
| | 17.00 | 18.55 | | 17.30 | 17.30 |
| | 18.45 | 20.45 | | 19.30 | 19.30 |
| | | | FRI | 21.30 | 21.30 |

*Saving against the unrestricted fare of £222.00. Travel on Air Europe services. Weekend schedules vary. 60p Security Tax payable.

So now you really can save, but still enjoy the best, when you fly on business.

Book through your travel agent or contact us direct on the Air Europe Linkline – 0345 444737.

ALSO DAILY SCHEDULED SERVICES FROM GATWICK TO: BRUSSELS, MUNICH, GENEVA, OSLO, COPENHAGEN, STOCKHOLM, ROME, PALMA, MALTA, GIBRALTAR AND BY AIR EUROPE EXPRESS TO: ROTTERDAM, DUSSELDORF AND ANTWERP.

Business air europe Class

TOGETHER WE MEAN BUSINESS

They're a determined breed, demanding, tough on their bankers. They won't put up with standard products. They want customized service. They are today's Company Directors, Financial Directors and Treasurers.

They're on the lookout for another rare breed, a banker ready to share their risk management, who can offer complex and fast packaging of any kind of loan or guarantee; a banker equipped to make the best of their financial investments at the right time. They thrive on cost saving simplicity in the processing and invoicing of their transactions.



Like us, they are always on the alert and react fast. The world is their home. They are our clients.

They know why.

BFCE Banque Française du Commerce Extérieur

OUR BUSINESS: CORPORATE BANKING



The TGV high speed trains (left) are an integral part of the Channel tunnel project. Boring of the tunnel (above) began in March 1988 and the government plans a network linking Paris to the tunnel as well as to Lille

Transport

# Three-pronged approach

THE TRAIN à Grande Vitesse (TGV), the new generation French high-speed train, has become a symbol of the evolution and modernisation of French transport infrastructures.

The TGV has changed domestic intercity transport in France and has given the country an important lead in the development of a broad European high speed train network.

The TGV has cut the rail journey between Paris and Lyon, the country's second most important city, to just two hours.

TGVs now link Paris with Marseilles and Nice on the Riviera as well as with Grenoble, Dijon and Geneva in Switzerland.

The French railways are developing a new TGV network in western France, known as the TGV Atlantique, which will eventually link Paris to Bordeaux and then run on to Spain where the French Alsthom group has won a big order to modernise the Spanish railway network with high speed train services.

French high speed trains are also an integral part of the ambitious Channel tunnel project. The French government has given the go ahead for the construction of a network linking Paris to the tunnel as well as to Lille.

This TGV Nord, as it is known, will also connect the capital and the tunnel to Brussels and be extended to Holland and West Germany. When high speed trains travel through the completed Channel tunnel, the Paris to London journey will be cut to about 3 hours.

If the TGV has become the flagship of modern French transport – the government is also hoping to export the TGV technology to North America. Alsthom has linked up with the Canadian Bombardier group to study TGV prospects in Canada.

It has also had repercussions on domestic air travel in France. Indeed, the TGV has seriously eaten into the Paris-Lyon traffic of the domestic Air Inter airline and is making increasing inroads on Paris-Geneva air services.

The growing impact of high speed trains on French transport coupled with deregulation and the rising weight of charter services has put increasing pressure on the French airline business.

**The TGV has become the flagship of modern French transport**

Air France, the national carrier, has long sought greater access on domestic routes to boost its competitive position arguing that the other national airlines in Europe had far greater penetration of their domestic markets helping feed their international services.

In turn, Air Inter has also sought permission to fly outside France to serve other European airports while the UTA private airline has asked for rights to fly to New York as well as in other European destinations.

The French government has responded cautiously to airline deregulation. But last year it encouraged co-operation between Air Inter and Air France to enable the domestic airline to fly to new European destinations using the Air France flag while allowing Air France to fly new domestic routes on the Air Inter flag.

The government has been far less responsive to UTA's demands for access to the European and North American markets. However, UTA was recently given the go ahead to start a service linking the French regional market with New York. The airline, specialist in long-distance African and Pacific routes, also intends to develop its European charter business through its Aeromaritime charter subsidiary.

To complement the evolution in rail and air transport, the French authorities have launched a motorway construction programme to improve the country's motorway network.

New road infrastructure improvements and investments are designed in part to make car travel in France safer. Indeed, France boasts the unenviable record of annual road deaths in Europe and the government has launched a new road safety campaign to try to address this pressing problem.

France's three-pronged road-rail-air approach to transport is designed to enable the country to take advantage of its strategic geographical position in Europe and strengthen its role as a transport hub in the forthcoming European single market. Not only will Paris play a central role in this new European transport system, but also some large regions like the Rhone-Alpes or the north-east.

Plans are afoot to connect the Paris Charles de Gaulle airport with a TGV station to take advantage of the similarities between rail and air transport.

Lyon is also envisaging connecting its international airport of Satolas with a TGV station.

But undoubtedly one of the most ambitious plans of all is the project to build an underground motorway system in Paris to relieve the capital of its chronic traffic congestion, especially on its ring roads.

The Paris town hall has asked for suggestions from leading French construction companies for this long term and costly project and two separate groups, Bouygues and Spie-Batignolles, have already come up with proposals.

In the meantime, the French transport authorities have just launched a river bus service on the Seine for tourists in Paris to help ease traffic congestion during the peak tourist period.

In the longer term, the river bus service could be extended for Parisian commuters who face frustrating traffic jams at rush hours. Other large French cities have also turned to novel urban transport systems to reduce congestion.

Grenoble, for example, has opted for a modern tramway system while Lille and Toulouse have chosen the automatic urban transport system called VAL developed by the Matra defence, transport and electronics group.

**Paul Betts**

Broadcasting

# Never mind the quality

AT THE end of last year, the French parliament voted through the country's third broadcasting law in six years, and a fourth, expanding on the third, is now moving through parliament.

The legislation changed, once again, the structure of the broadcasting supervisory. The nine-member Haute Autorité had been replaced by the 13-member Conseil National de la Communication et des Libertés under the last right-wing government. This gave way, on the return to office of the socialists, to the nine-member Conseil Superieur de l'Audiovisuel.

The bill being discussed proposes a single chairman for Antenne 2 and FR3, the two state channels, whose public service mission is once again up for debate.

France has discovered, however, that you cannot legislate for good television. Elaborate quota systems designed to ensure a prominent place for French productions and serious programmes have been routinely flouted in the spirit and often in the letter.

Yet French artists and television producers are up in arms in an effort to extend such quotas to the rest of the European Community.

**Most of those in favour of quotas are more concerned about saving the cinema**

An evening spent in front of French television does not exactly inspire the viewer with the feeling that these well-intentioned artists are arguing from a position of strength.

There are few home-grown specialities such as the variety show "Champs Elysées" or the cult book programme "Apostrophes" on Antenne 2, the main state-controlled channel, or "Ushuaia", an adventurous travel series on TF1, the privatised station which is consistent leader in the viewing charts. But the best in prime time is usually a film.

If you really like films, however, you will probably sign up for the coded pay-television channel Canal Plus, which shows little else.

Moving downscale, the viewer will come to La 5 and M6, two private sector stations which do not yet have full nationwide coverage. La 5 has unearthed an apparently unending stock of spaghetti westerns, while M6 has an equally boundless supply of low-budget US and Italian thrillers.

The crucial factor is not the quality but that they must qualify as "teleflims", thereby escaping the strict limits on the number of films each station may broadcast.

Mr Louis Malle, the French film director, concedes the point: "French television is really terrible, but without quotas it would be even worse."

de Broglie: lack of variety

Mr Gabriel de Broglie, the chairman of the now defunct CNCL, delivered in January this parting judgment on the state of French television: "I note in no particular order the undeniable progress in news, the scarcity of original French programmes and the failure to find a French style of series. I regret the lack of variety and the tendency of the stations to align their programming on each other; the excessive screening of films and the neglect of the documentary; and I deplore the haziness of the frontier between the commercial and the programme as well as the generalised practice of sponsoring."

Mr Jean Cluzel, a centrist senator who has followed the broadcasting sector closely, complains that despite the quantity of legislation, television stations have increased the amount they spend on buying in programmes, while their own new productions stagnate. "It is a real Munich for French culture," he said.

It is not just cultural and educational programmes which are missing. The fiction or comedy series on all five non-paying stations are overwhelmingly American, and often 20 years old.

A new daily soap opera, "En cas de bonheur," launched earlier this month with much fanfare on TF1, stands out as a rare exception.

With an annual production budget of FFr135m, the series resembles the BBC's "East Enders" or the Australian soap "Neighbours" than the "Dallasty" series which are already much in evidence on French screens.

The economics of television production are difficult in France, with few easy export markets for its programmes.

Mr Etienne Mougeotte, director of broadcasting for TF1, calculates that a 90-minute fiction production costs on average some FFr6m to make, of which perhaps FFr1m is covered by various forms of subsidy and state aid.

His station could afford to pay perhaps FFr2.5m for its first showing in a prime time slot, and the programme might perhaps fetch FFr750,000 for a second showing later at night and another FFr250,000 for a third showing in the daytime.

This still leaves a deficit of FFr1.5m which is virtually impossible to recoup from sales abroad to countries such as Belgium and Switzerland.

He argues vigorously, however, against the demand of producers that the EC should impose the obligation to broadcast European productions in at least 50 per cent of their air time.

"Broadcasting quotas do not have a single positive effect on production, for they are in fact rebroadcasting quotas. In fact, by the sort of perverse effect that always accompanies over-regulation, quotas for broadcasting a certain amount of French or European programmes lead a station to buy in works which are often old, sometimes mediocre, already screened many times and generating royalties which are not reinvested in production," he wrote in Le Monde.

Confusing the issue further is that most of those arguing in favour of quotas are more concerned about saving the French cinema – most of whose productions are now co-financed by the television stations – than about television production in general.

**George Graham**

S.G.WARBURG FRANCE S.A.
Tel: 48 88 33 44
Fax: 40 53 93 50
Telex: 651088F

BUNTING WARBURG INC.
Representative office
Tel: 40 53 93 80
Fax: 40 53 04 62
Telex: 651087F

Bacot-Allain
Bacot-Allain-Farra S.A.
Société de Bourse
Tel: 48 88 30 30
Fax: 40 53 07 07
Telex: 651087F

Change of address with effect from 26th June 1989

65 rue de Courcelles
75008 Paris
France

S.G.WARBURG GROUP plc

ORKEM
CHEMISTRY FROM
THE HEART

Orkem is a fast growing French industrial group operating internationally. It has a significant involvement in four business areas — chemicals, inks, paints and fertilizers.

Particularly strong in certain key areas : thermoplastics, acrylates, polymers and adhesives, Orkem is also France's leading paint producer (with Ripolin and Avi), the third largest European fertilizer producer and the third ink producer worldwide, through its association with the British company, Coates.

With "Chemistry from the Heart", Orkem states its ambition to consolidate itself as a leading industrial group; competitive and capable of taking up the challenge in a rapidly moving world economy.

ORKEM
CHEMISTRY FROM THE HEART

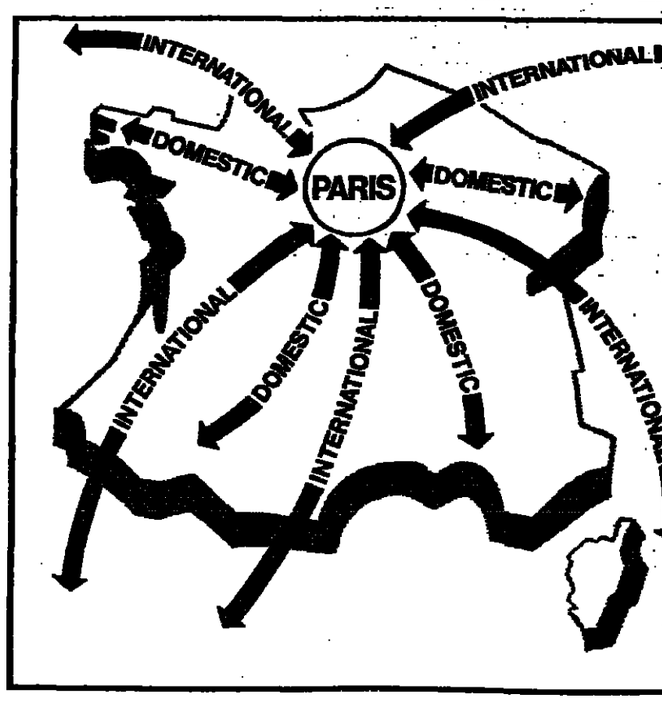


AIR INTER: YOUR FREIGHT AIR LINK TO FRENCH MAIN CITIES

Domestic daily services to/from Paris (Orly or Charles-de-Gaulle) and 28 cities in France. Connection available with all international flights to/from Paris.

AIR INTER FRET
1, av. du Maréchal-Devaux
91551 PARAY-VIEILLE-POSTE
Tél.: (1) 46.75.15.15 / 46.75.13.45
Télex: 265952 F SITA ORY KF IT

The luxury sector is not for the frivolous, **Martine Leventer** looks at this profitable industry

# Where wine is part of the national heritage

THE French luxury industry has been in the international headlines for the past two years. The battle for control of Louis Vuitton Moët Hennessy (LVMH), the country's leading luxury products group with interests ranging from Moët Chandon and Veuve Clicquot champagne, Hennessy and Hine cognac, to Dior and Givenchy perfume, has had a lot to do with it. But the LVMH affair is only the tip of the iceberg.

There were months of financial suspense last year before Seagram, the Canadian drinks group, finally snatched Martell, the venerable cognac house, from a very disappointed Grand Metropolitan.

Soon after, Marthni & Rossi of Italy won the contest for Benedictine against the French-owned Remy-Martin cognac group.

In both cases, the prices were staggering. Over FFr5bn (38 times earnings) for Martell; more than FFr1bn (135 times profits) for the medium-sized Benedictine company.

Now the market is eagerly awaiting the outcome of the Paris bourse listing of Compagnie Financiere Yves Saint-Laurent, the perfume and fashion house, next month.

There is an explanation for all this interest in a business sector once considered as somewhat frivolous. The luxury trade in France has suddenly blossomed into a very important and profitable industry.

According to the BIPE forecasting institute, luxury goods and related products showed a positive trade balance last year of FFr36bn, much more than the FFr25bn for French military equipment. The impact of cognac exports alone was the equivalent of the sale of 50 Airbus airliners.

It is hardly surprising that French ministers, who once commented with disdain that France had a lot more to offer than just fashion, perfume and wine, now oppose a Japanese company buying a 33 per cent stake in Leroy, a Burgundy wine dealer with exclusive distributions rights for the world famous Romanee Conti.

"This is a work of art, a cathedral. It belongs to France's heritage," declared Mr Henri Nallet, the Agriculture Minister, when the Socialist government vetoed the deal.

Since then, 81 per cent of Leroy has been sold to Euris, a French investment house, and the Japanese discreetly bought the remaining shares. Cristalleries Saint-Louis will soon discover whether it is also part of the national heritage. The group plans to sell a majority stake to Brown Forman, the US company.

LVMH, with a total market capitalisation of FFr54bn, has become number one on the Paris bourse compared to an average total market value of FFr35bn for the largest French companies. The stock value of LVMH doubled in one year, but others, like Taittinger or Christofle, the silverware group, did even better.

The situation was very different barely five years ago.

Few luxury companies were listed on the bourse. But as one leading French portfolio manager explained: "I became interested in these companies because they had virtually no competition on the international market. Name recognition, tradition and image made them unique. And yet, they were undervalued. Financiers at that time thought of land, industrial plants, property. To them, even Moët Hennessy looked somewhat exotic. Now brand names are considered an important and valuable asset."

The change in the financial community's attitude to luxury companies occurred when Louis Vuitton went public in 1984.

Until then, these family businesses were very discreet and secretive, as many still are. But with Louis Vuitton, the markets discovered the striking financial potential of these companies.

In 1977, when Mr Henry Racamier took the helm of the Vuitton luggage business, the company owned only two shops and had sales of FFr70m. Six years later, with 60 stores of its own, its sales had risen to FFr800m and profits of FFr135m.

Two and a half years later, Yves Saint-Laurent outbid Avon, Revlon, and Shiseido to buy its perfume business back from Squibb for $630mn.

Cerus, the French holding company of Mr Carlo de Benedetti, helped the then small haute couture house buy a business ten times its size and took 49 per cent of the stock. Cerus recently disclosed it would realise this year a consolidated capital gain of FFr400m by selling only about a third of its stake in Compagnie Financiere Saint-Laurent.

But the real catalyst was undoubtedly the merger of Moët Hennessy and Louis Vuitton in the summer of 1987, giving birth to the first real multinational of the luxury trade.

The status symbol phenomenon that spread all over the world since the beginning of the decade has been the main trigger for this expansion. More and more people were prepared to spend an increasing amount of money on luxury goods.

**Luxury goods showed a positive trade balance last year of FFr36bn, much more than the FFr25bn for French military equipment.**

Products, once sold to the happy few, gained mass appeal. More and more people wanted to acquire the brand names associated with the good life, if only through an Hermes scarf, a flacon of Guerlain perfume, a Cartier diary or Chanel accessories. The Japanese have led the way.

The companies, which were the first to understand the psychology of image and how to manage it, took off.

Indeed, image has become important but it remains a very fragile asset. Most luxury houses like Christian Dior, Ninna Ricci, Cartier, Saint-Laurent, among many others, are now striving to do away with their low image licencees and are upscaling many products and opening new high prestige boutiques.

The advantage for all these companies is the name of France has always been synonymous with "art de vivre." No other country has so many famous brand names in so many different activities.

This explains why even very small companies and loss-making ones appeal so much to investors. Moreover, these family companies have wetted the appetite of the financial community because the dissensions, succession or expansion problems facing them will eventually make them go public or turn them into takeover targets.

During the last two years, the Japanese have snapped up Carita (cosmetics), Courreges and Gres (couture), Bordeaux vineyards, cognac, and the famous Paris restaurant Lucas Carton together with its three-star chef Mr Alain Senderens.

"Possessing a French brand name immediately gives an image of quality to the company which owns it," explained a Japanese official based in Paris.

This perhaps also explains the heafty price of 256.2mn paid by Allied Lyons for 53.5 per cent of Chateau Latour from the Pearson group.

"It is like a Van Gogh painting, but it pays more," said a senior executive of the UK drinks group.

Many other names have also changed hands. They include Rochas, Jansen, Chaumet, Hediard (a luxury groceries chain now owned by Guinness).

Some French companies have also chosen to sell a minority stake in their capital to financial or industrial partners to help finance their worldwide expansion plans.

To respond to this demand, Worms & Cie, the investment bank, has created a special subsidiary called Financiere Truffaut to buy stakes in luxury groups. It already owns 20 per cent of Lancel (luggage), 20 per cent of Fred (jewellery), and 25 per cent of Kenzo (couture).

Marceau Investissements, the investment group of Mr Georges Pebereau, has 10 per cent of Boucheron, the jewellers, and Credit Lyonnais has owned a similar stake in Hermes for some time. Midland Bank recently bought 34 per cent in Lanvin, while Sanofi, the pharmaceutical subsidiary of the Elf-Aquitaine oil group, has built up a 49 per cent stake in Nina Ricci.

For large groups, buying famous brand names gives them a quick access to new markets, reducing distribution costs, amortising advertising and promotion expenses in a business where competition and costs are fast increasing.

Under the circumstances, the market is now wondering how many companies will ultimately manage to remain independent. The industry is alive with rumours. Great names such as Hermes or Guerlain could also one day fall prey to outside investors, even though the families claim that their businesses are sound and need no external intervention. But the Martell affair showed that nobody was takeover proof.

But perhaps the most immediate question is what will happen next to LVMH.

Distribution agreements, joint-ventures and cross-ownership between Guinness and the French company have already borne fruit.

"We are working on new alcoholic beverages together," said Mr Bernard Arnault, the new chairman of LVMH. "We will launch, for example, a Tanqueray vodka in the US next September; and totally new beverages next year. We have also agreed to buy luxury companies together but not at outrageous prices." But this might prove difficult, considering the number of candidates every time a company is up for sale.

But Mr Arnault's immediate priority is to improve the sales and profits of his group's own brands by applying a similar business approach as Vuitton or Chanel.

This involves not only good management but also the recognition that the best way to control quality, image, growth and profit margins, is to control one's own production and distribution rather than only rely on licencees.

Mr Arnault and the veteran Mr Racamier, who have been involved in an internal battle for the past 8 months at LVMH, seem to agree at least on one thing: a successful luxury company must combine dream with reality.

A balance must be found between tradition and creativity on the one hand; market demand, image, and quality on the other.

To achieve this balance, luxury groups have to rely on teams of people with very different personalities but all able to work with a common goal. This is easier said than done. But this does not seem to have put off the investment community from regarding the luxury industry as a new Eldorado.

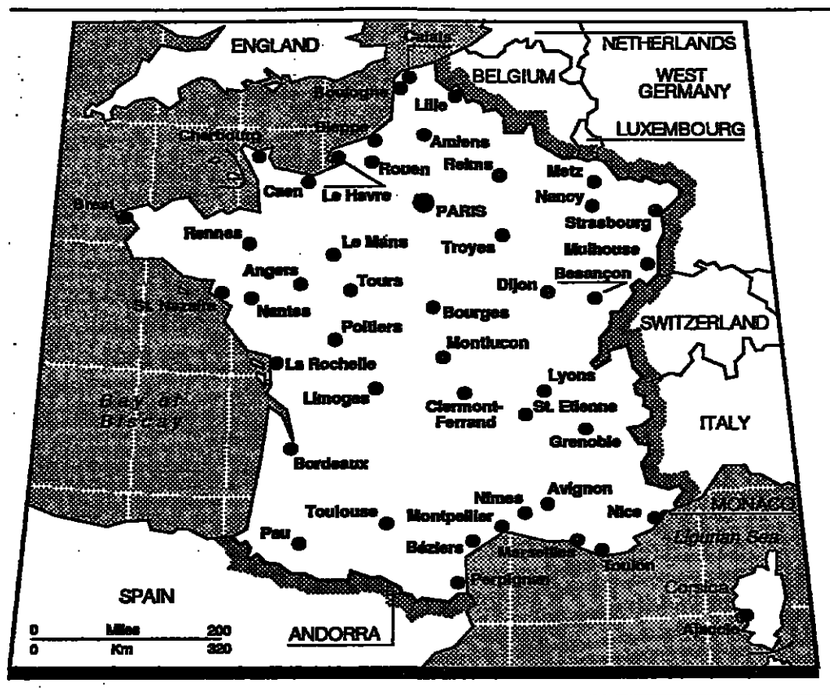

The battle for LVMH, which includes Moët Chandon and Dior, put luxury in the headlines

FIAT GROUP
IN FRANCE
50 DYNAMIC YEARS

France ranks as Fiat Group's most important market after Italy. With a turnover of FF 25.2 billion, Fiat employs 13,500 people in 45 companies and 14 production centers in France.
All the major Business segments of Fiat are represented in France from automobiles (Fiat, Alfa Romeo, Lancia) to bio-engineering and pace makers as well as industrial vehicles (Iveco-Unic), agricultural machines, heavy machinery (FiatGeotech includes the activities of Fiatagri and Fiatallis) and components (Weber, Solex, Veglia-Borletti and Jaeger).

Fiat France, 140, Champs-Élysées, 75008 Paris

FIAT
Fiat Group in France

FRI COMMUNICATION

LIFE IS A FESTIVAL

CANNES
FRENCH RIVIERA

There are few places on earth where the view of the sea from the terrace of a grand hotel is as beautiful. Where one can play 18 holes of golf at dawn, enjoy lunch on a yacht, discover magical islands a stone's throw away, shop for designer treasures, and spend the night laughing, dreaming, or playing in the casino. There is a place on the French Riviera where each day is a celebration. Cannes is the place.

COMMUNICATION DEPARTMENT, CITY OF CANNES.

Jules Ferry began the reformation of the education system 100 years ago, **Ian Davidson** examines the struggle to get it finished

# Jospin's reforms face age-old force of vested interests



Lionel Jospin: promised an extra FFr10bn over five years

REFORM OF the French education system has been elevated by President François Mitterrand, and by the new Socialist government of Mr Michel Rocard, into the topmost priority of the present legislature.

By common consent, reform is long overdue; and the government's ambition is evidently to launch the most radical reforms since the educational programmes started 100 years ago by Jules Ferry.

It is less clear how much headway the government can hope to make, against the natural friction of the large, unionised and conservative teaching profession.

The need for reform is manifest at several levels. In the light of the high level of unemployment, and of the rapid pace of economic change, the government is seeking to double the numbers staying on at school to take the Baccalaureat school-leaving examination, which also gives automatic access to higher education.

But a lengthening of average school careers will not be possible without increasing the number of teachers; and this means increasing teachers' pay, since the profession has long been underpaid, undervalued and demoralised.

Even with more and better-paid teachers, reform will still be up against the biggest obstacle of all: if the French school system is bureaucratic, authoritarian, elitist, hyper-academic, hide-bound, corporatist and inhumane, it is because that is how the educational industry is organised.

Cynics argue that the teachers like it that way. Sometimes it seems as if the school system was designed for the convenience of the teachers, not for the benefit of the pupils. Every French family experiences the oppressive characteristics of an education system which is both an endurance test and an obstacle course.

In some countries, the start of the school year may be a moderately anxious moment for some school pupils. But in France *la rentrée*, after the summer holidays, is an affair of hectic frenzy for the whole family.

**The French schoolchildren's homework burden is horrendous**

In some countries, school children may have regular school hours, say, from nine to five. In the French school system, pupils may well start classes at different times on every day of the week, and finish them with equal irregularity.

In some countries, art, literature, music and sport may be regular and even important features of the school programme. In France, only academic subjects which earn marks receive an honoured place in the timetable.

In all countries, no doubt, schoolchildren have to do too much homework. In France the burden is acknowledged to be horrendous, but nothing can be done because the syllabus simply expanding at one end without contracting at the other.

One result of the academic intensity of the system is that it rejects the low-performers. Those who fail to satisfy the examiners at the end of the school year are made to do the year again. The destructive effect of *redoublement* can be devastating.

Of every 1,000 children who start primary school, 100 will be made to do the first year again; and out of these 100, 40 will drop another year before the end of primary school, and only one will ever get as far as the Bac.

The shortcomings of the system are known to all, and widely lamented. They are endured partly because of the corporatist strength of the teaching unions and because the system suits the educated middle-classes.

They have children who are better adapted to an elite academic education; they can help their young with their burden of homework, or at least provide an environment in which it can decently be done.

They can provide art, music and sport outside the school curriculum; and they can get their children into the best schools. If their children compete well in their final years of school, they will be able to secure yet more educational privilege, through access to the highly selective Grandes Ecoles, and thus economic privilege through access to the best jobs.

The severity of the selection process may push up standards for those who survive, but it is pitiless for the 30 per cent who leave school without any qualification. Inevitably, the defects of the system are most disadvantageous for the children of the less well off.

This is not to deny that the French school system has raised educational standards enormously since the war. Thirty years ago only 20 per cent of a given generation took the Bac. The proportion has risen to 40 per cent, even if only three-quarters of them actually pass it.

A large part of the increase has come through the development of technological and professional baccalaureats. The number of general baccalaureats awarded reached 185,000 in 1987, but the number of technological Bacs, which did not exist before 1969, had by 1987 risen to over 90,000.

The government's ambition is to raise the proportion taking the Bac of all kinds to 65 per cent within the next five years, and to 80 per cent by the end of the century. This target will depend heavily on a further expansion of the technological and the even newer professional Bacs.

Some educationists believe that an ambition on this scale is not merely attainable, but inevitable. The whole of society wants it, from children and parents to politicians and employers.

Nevertheless, the tension between an elitist model and what the French call the "massification" of education, has been bringing the existing system close to breaking point, provoking a constant flood of criticisms in the media, and demoralisation among teachers and children. A large jump in the numbers taking the Bac or an equivalent could not be achieved without radical changes.

The first change will have to be a sharp increase in the numbers of teachers.

At present, the state needs to hire each year about 6,500 primary school teachers and 9,000 secondary school teachers, and it has considerable difficulty in meeting its needs.

The higher Bac targets will push up annual recruitment needs to 10,000 primary school teachers and 13,000 secondary school teachers for five years, and 12,000 primary school teachers and 15,000 secondary school teachers each year thereafter.

When the government formally launched negotiations on its education plan at the beginning of this year, it was clear that the teachers were only interested in talking about one thing – money. They were manifestly unenthusiastic about any innovation which, might infringe on age-old habits. They would certainly not entertain any reforms without money up front.

In January, Mr Lionel Jospin, the Education Minister, said he would spend an extra FFr10bn over five years. For a standard of comparison, this year's education budget is FFr209bn. By the time the negotiations with the teachers were exhausted in March, the total had been driven up to FFr11.6bn for 1989-94, plus an additional FFr6.2bn over the following five years.

But if this increase looked daunting for the government's finances, it looked less impressive to the teaching profession.

At the start of the negotiations, the unions were pressing for across-the-board increases of FFr2,000 per month or more. But, according to the leader of one of the main unions, the average pay increase finally offered would only work out at about FFr500 per month, or about 30 to 40 per cent of what they had been asking.

Considerable uncertainty remains, however, over the reform element in the government's package.

The National Assembly has passed a general "orientation law" on education; but it was criticised on both sides of the house for its extreme generality. It is hard to tell what the reformed system will look like.

The government has promised to conduct an in-depth review of the school curricula, in liaison with the professionals. But it has given no commitment that workloads will be lightened, let alone that France will cease to insist on a four-hour philosophy paper as part of every Bac examination.

The new law promises a more balanced school year, with five terms rather than three, and it speaks disapprovingly of the present irregularity of the weekly timetables. But it gives no clue how the timetables will be made more regular. It speaks disapprovingly of *redoublement*; but it does not quite dare to suppress the practice entirely.

**One result of the academic intensity is that it rejects the low-performers**

The leadership of the main teaching federation, which has long called for a thorough overhaul of the system, has criticised Mr Jospin's law for its timidity. But its members are still divided and suspicious over the case for far-reaching change, and it acknowledges that everything will depend on the detailed application decrees which should follow the general law.

Conventional wisdom suggests that Mr Jospin's reform plan, like all its ill-fated predecessors, will go down to defeat by the force of vested interests.

Two detailed innovations suggest, however, that Mr Jospin may be made of sterner stuff. He has apparently decided to reform two of the central institutions in the system: the all-powerful *Inspecteurs Généraux*, and the famous *écoles normales*.

The *Inspecteurs Généraux* have hitherto decided their own functions, which have included professional assessments of individual teachers. From now on, their functions will be fixed by the state, and they will be called on to assess the functioning of the system, not individual performances.

The *écoles normales* have been the quasi-monastic training institutions for primary school *instituteurs*. In future, they will be merged in a larger and more open network of university institutes for Teacher Training.

Still, no one is holding their breath for any rapid revolution in the French education system.

On June 7 this year, 475,000 students settled down to the first paper of their baccalaureat exam – philosophy. Last year they were 441,000 and the year before 414,000.

At least as significant as the numbers, is the fact that the start of the examination was a lead item on the morning radio

It is hard to imagine that the French will ever really wish to de-dramatise an education system which gives them so much stress, so much anxiety, so much excitement.

**Ian Davidson**


# BNP : three major challenges for the future

*In 1988, BNP once again demonstrated its dynamism in the marketplace and its ability to adapt in an increasingly competitive environment.*
*But, looking beyond the very satisfactory results for the year 1988, BNP has to prepare for the future, taking up three essential challenges, which are:*
*to further increase its profitability, to cope with the lifting of national barriers in Europe, and to deepen its relationship with UAP, a powerful trump card in the fight to win tomorrow's battles.*
*In order to maintain its position both as the number one French corporate bank and the major force in personal and retail banking it is today, BNP is more than ever attentive to its customers' needs, in its desire to offer a constantly enhanced quality of service.*
*We have the resources to fulfil these ambitions, and the will to do so.*
*The alliance with UAP is a task involving the participation of every member of the Bank's staff. It is also an exciting project, for the goal is to build a French financial powerhouse of international dimensions, capable of rivalling with the best in the intensifying competition in Europe and the world as a whole.*

*R. THOMAS*

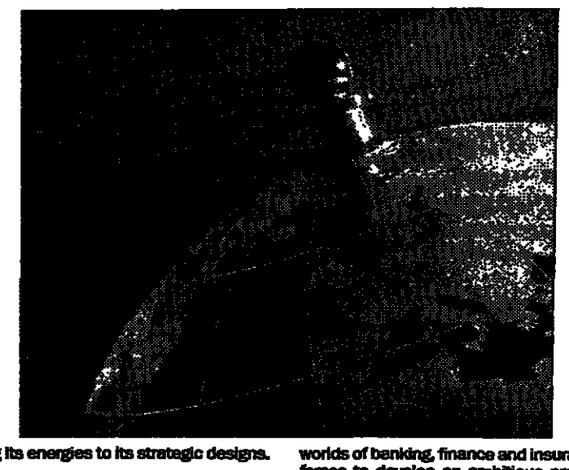

**PROFITABILITY**

In 1988, BNP experienced an unprecedented level of activity, both at home and abroad. To pursue its policies with success, BNP intends to further increase its profitability.
For it is the constant improvement in earnings which will make it possible for the Bank to accelerate the renewal of its operating resources, of its data processing equipment, whilst assuring enhanced training for its personnel. It will also enable it to increase the level of stockholders' equity and, thereby, to position itself in the leading group of banks worldwide. Such are the conditions that will enable BNP to confront the Single European Market and the globalisation of capital markets, fully harnessing its energies to its strategic designs.

**EUROPE**

The European banking scene is undergoing rapid change. For banks, the Single European Market will already be a reality on October 1, 1989, with the dismantling of national barriers on investment funds.

To meet this challenge, BNP has developed an aggressive strategy both in France and abroad, to expand its activities.

In the United Kingdom, BNP has developed a large mortgage loan company: BNP MORTGAGES. Its objective is to double its market share in 3 years.

In Northern Europe, BNP is concentrating on the development of selected activities, where its special expertise is recognised, for example in the area of leasing.
It will also be reinforcing its presence in Southern Europe, doubling its Spanish network. In addition, a series of initiatives have been taken, particularly in investment banking and leasing, in Portugal, Spain and Greece.
More than ever, BNP is seeking to accompany its customers as effectively as possible in their international development.

**ALLIANCE WITH UAP**

It is in response to the lifting of barriers separating the worlds of banking, finance and insurance, that BNP and UAP have joined forces to develop an ambitious project for an alliance allowing each institution to maintain its specific identity.

With a view to the long-term, the project aims at providing BNP and UAP with the means of enhancing the quality of services and enriching the range of products offered to their customers.
This joint action demonstrates the will and the ability of two major French companies to play a dynamic role as a driving force in serving their clientele and in the development of the economy.

Beyond the immediate interests of the two companies, the alliance represents an ambitious project of international dimensions, extending the reforms already under way for the modernisation of the capital markets, of the insurance industry and of the French financial system.

**IMPROVED RESULTS FOR 1988**

| BNP Group (FF million) | 1987 | 1988 | 1988/1987 |
|---|---|---|---|
| Loans to customers | 469.122 | 586.905 | + 25,1 % |
| Customer deposits | 386.983 | 478.768 | + 23,7 % |
| Net income (Group share) | 2.835 | 3.062 | + 8 % |
| Stockholders' equity and provisions | 64.700 | 71.247 | + 10,2 % |
| Dividend (including tax credit) per share (FF) | 17,25 | 19,50 | + 13 % |

BNP
World banking is our business

Please send me, free of charge, a copy of the annual report of the BNP for 1988.
name _____
profession _____
address _____

Please return this coupon to : BNP, direction de la communication, 6, Bd des Capucines, 75009 Paris


# Banking activity

continued from Page 6

tised banks to pass wholly out of its control.

The issue could be crucial for Credit Commercial de France, a smaller privatised bank, easier to stalk on the stock exchange.

Some analysts have suggested that CCF has less to fear from the government – because it is smaller, it has less symbolic significance than Société Générale – and more from leading European banks looking for something more than a foothold in France.

After the Société Générale setback, however, the government's policy, both on the use of its own leverage as an institutional investor and on the attitude to adopt to a foreign takeover of a large French bank, is thoroughly opaque.

**George Graham**

Lovell for construction

FINANCIAL TIMES
# COMPANIES & MARKETS
Wednesday June 28 1989

brother
TYPEWRITERS
PRINTERS
COMPUTERS
WORD PROCESSORS

## INSIDE

### Cock of the hen coop

Don Tyson, the aggressive entrepreneur from Tennessee who heads chicken producer Tyson Foods, finally cracked a difficult egg last Friday when he won a protracted battle to take over *fellow processor, Holly Farms. The combination* reinforces Tyson Food's position as the leading chicken producer in the US, and makes Mr Tyson a powerful figure in the industry with his sights set on overseas expansion. Deborah Hargreaves reports. Page 19

### Anglo profits light Coalite's fire

Anglo-United, the UK fuel distribution group bidding £420m for the much larger Coalite company, yesterday reported pre-tax profits up by 28 per cent to £6.65m. The figures were immediately denounced by Coalite, which pointed out that the bulk of the profits improvement came from Anglo's 26 per cent stake in NSM, the mining group which used to be known as Burnett & Hallamshire and which Mr David McErlain, Anglo's chairman, helped to restructure. Page 24

### Daimler set to touch the sky

The deal is a political hot potato, but Edzard Reuter (left), chairman of Daimler-Benz, *believes Helmut Haussmann*, the West German Economics Minister, will this autumn give the green light for his company to take over aerospace group Messerschmitt-Boelkow-Blohm. Arguing for the merger, MBB says European countries are not large enough to afford more than one leading "systems company" in aerospace. Page 20

### Optimism goes up in smoke

Early hopes of bumper prices for Malawi's Burley tobacco crop have disappeared. Just halfway through the selling season disappointment has set in to such an extent that some growers have cancelled the sale of crops and at times auctions have been forced to close, writes Mike Hall. Page 32

### Calmer day in jittery Taiwan

Taiwan's stock market dropped slightly yesterday after its record fall on Monday, but the net decline of 12.37 to 9,297.1 in the weighted index marked a recovery from an initial flurry of selling, which had seen the index slide by almost 400 points. Peter Montagnon reports, however, that brokers remain nervous, following the Government's attempt to crack down on the widespread practice among large investors of using surrogate accounts as a means of avoiding capital gains tax. Page 44

### Market Statistics


| | | | |
|---|---|---|---|
| Base lending rates | 40 | London share service | 39-39 |
| Benchmark Govt bonds | 22 | London traded options | 22 |
| European options exch | 48 | London tradit. options | 22 |
| FT-A indices | 22 | Money markets | 46 |
| FT-A world indices | 44 | New int. bond issues | 22 |
| FT Int bond service | 21 | World commodity prices | 32 |
| Financial futures | 40 | World stock mkt indices | 41 |
| Foreign exchanges | 48 | UK dividends announced | 24 |
| London recent issues | 22 | Unit trusts | 34-37 |


### Companies in this section


| | | | |
|---|---|---|---|
| Allied Restaurants | 24 | Limited Stores | 26 |
| Amber Day | 25 | Lonrho | 24 |
| Anglo United | 24 | MS International | 26 |
| Ansbacher, Henry | 25 | May Dept Stores | 19 |
| Armstrong Equipment | 24 | Microlec | 25 |
| Ashley (Laura) | 26 | NSM | 24 |
| Aukett Associates | 24 | NZ Investment Trust | 25 |
| Axel Springer Verlag | 18 | Nikko Securities | 22 |
| BCE | 19 | Nova | 19 |
| Banca Comm. Italiano | 18 | Olympia & York Dev | 19 |
| Bestwood | 24 | Omnicom | 21 |
| Blick | 25 | Paribas | 18 |
| Bond Corporation | 24 | Parkfield Group | 24 |
| Broad Street Group | 23 | Poligraphici Editor. | 18 |
| Caparo Group | 24 | Procordia | 18 |
| Clyde Blowers | 26 | SEP Industrial Hldgs | 25 |
| Coalite | 24 | Sea Containers | 24 |
| Corning | 19 | Shandwick | 26 |
| Cultor | 18 | Stead & Simpson | 25 |
| Debenham Tewson | 23 | Stena | 24 |
| Equity & General | 23 | Stormgard | 23 |
| European Leisure | 25 | Suter | 23 |
| Great Eagle | 20 | Time | 19 |
| Groupe Bull | 18 | Tiphook | 24 |
| Halma | 26 | Tyson Foods | 19 |
| Hardys & Hansons | 26 | United Engineers | 20 |
| Harlons Group | 23 | Waterstone | 23 |
| Hatibudi | 20 | Wells Fargo | 22 |
| Holly Farms | 19 | Wensum Company | 25 |
| In Shops | 25 | West Industries | 25 |
| LPA Industries | 25 | Williams Holdings | 23 |
| LTA | 20 | *Yellowhammer* | 25 |


### Chief price changes yesterday

**FRANKFURT (DM)**

| | | | |
|---|---|---|---|
| **Rises** | | | |
| Continental | 314.5 | + | 25 |
| Man | 327.5 | + | 1.4 |
| **Falls** | | | |
| Kaufhof | 506 | – | 7.5 |
| Mannesmann | 258 | – | 4.5 |
| Thyssen | 253 | – | 4 |
| Viag | 340 | – | 5 |

**NEW YORK ($)**

| | | | |
|---|---|---|---|
| **Rises** | | | |
| Disney | 98¼ | + | 2¾ |
| May Dept Sts | 42⅞ | + | 2⅛ |
| UAL | 147 | + | 7¼ |
| USX | 35⅜ | + | ⅝ |
| **Falls** | | | |
| Hasbro | 21¾ | – | ½ |
| Paramount | 60⅛ | – | ¼ |

New York prices at 12.30

**PARIS (FFr)**

| | | | |
|---|---|---|---|
| **Rises** | | | |
| Agip | 371 | + | 11.4 |
| Dumenil Leble | 1050 | + | 30.9 |
| Metalleurop | 226.5 | + | 15.5 |
| **Falls** | | | |
| Bull Equip | 319 | – | 16.2 |
| Exor | 1303 | – | 61.9 |
| Freixbel | 1170 | – | 56.2 |

**TOKYO (Yen)**

| | | | |
|---|---|---|---|
| **Rises** | | | |
| Nippon Denetsu | 1670 | + | 140 |
| Shinko Elec | 1120 | + | 70 |
| Sumitomo Cons | 1330 | + | 80 |
| Toa Doro Kogyo | 1180 | + | 70 |
| **Falls** | | | |
| Kanto Spec | 990 | – | 50 |
| Soto Kogyo | 1400 | – | 70 |

**LONDON (Pence)**

| | | | |
|---|---|---|---|
| **Rises** | | | |
| Angle Sec | 228 | + | 9 |
| Armstrong Equip | 173 | + | 10 |
| Barker(C) | 116 | + | 13 |
| Beecham | 640 | + | 11 |
| Body Shop | 718 | + | 12 |
| Cable & Wire | 515 | + | 11 |
| Clyde | 151½ | + | 5½ |
| Cookson | 345 | + | 12 |
| Debenham Tewson | 155 | + | 9 |
| Enterprise | 570 | + | 11 |
| GUS 'A' | 1050 | + | 13 |
| Lloyds Bank | 350 | + | 8 |
| Nat West Bank | 301 | + | 9 |
| Ocean Trans | 346 | + | 9 |
| P&O Defd | 647 | + | 12 |
| Rosehaugh | 628 | + | 13 |
| Smorfit J | 383 | + | 10 |
| Sun Alliance | 1093 | + | 22 |
| Unilever | 594 | + | 14 |
| Whitbread 'A' | 354 | + | 11½ |
| **Falls** | | | |
| Creighton Labs | 270 | – | 20 |
| Secwicor 'A' | 728 | – | 40 |
| Shandwick | 133 | – | 6 |
| Tootal | 120½ | – | 9½ |

# Springer shareholding swap with Poligrafici

By Haig Simonian in Frankfurt

AXEL SPRINGER Verlag, the leading West German newspaper group, and Poligrafici Editoriale, a large Italian regional newspaper company, have reached agreement to take 10 per cent equity stakes in each other.

The mutual shareholdings will be reinforced by cross-representation on each other's supervisory boards, according to Mr Peter Tamm, Springer's chief executive.

Springer is to recommend the appointment of Mr Adrea Riffeser, the supervisory board chairman of Poligrafici, to its supervisory board, while it will have an as yet unnamed representative on the supervisory board at Bologna-based Poligrafici.

Mr Tamm said the focal point for the co-operation would be in Italy, although joint projects were also planned for elsewhere in Europe. The Springer group, which publishes papers such as Die Welt, the quality daily, and Bild, a garish mass-circulation paper, has been criticised for some time for not expanding sufficiently quickly in neighbouring European markets.

Financial details of the transaction have not been revealed, although Italian reports earlier this year suggested Poligrafici, which had sales of L264bn ($181m) in 1987, would be paying up to about DM200m ($99.5m) for its Springer shares. Turnover last year is thought to have risen to almost L300bn.

For Springer, the deal with Poligrafici may stem as much from domestic considerations as the desire for better representation in Italy, where Poligrafici publishes five regional newspapers and owns a number of printing plants, as well as a 50 per cent stake in the Rome daily, Il Tempo and numerous radio stations.

Among titles published by Poligrafici, which is controlled by the family of Mr Attilo Monti, are La Nazione of Florence, Il Resto del Carlino in Bologna and Il Piccolo of Trieste.

Members of the Springer family may have been keen to raise cash to help pay for their purchase of around 26 per cent of Springer's shares from Mr Franz Burda and Mr Frieder Burda.

The acquisition, which raised the stake held by the Springer family and linked interests to 50.1 per cent, is thought to have cost around DM500m and was a decisive step in the family's attempts to guarantee its control of the group against a perceived threat from Mr Leo Kirch, owner of a large film and television company.

Significantly, the deal with Poligrafici involves a pool arrangement, whereby the Italian-owned shares will vote in line with the shares held by the Springer family and interests.

Meanwhile, the German group, which has been involved in an acrimonious dispute over registering a stake held by Mr Kirch, yesterday announced net profits of DM93.4m for last year, against DM96.4m in 1987.

Group sales increased by 2.1 per cent to DM2.84bn in 1988, and rose by a further 4 per cent in the first five months of this year on a comparative basis.

Lord Hanson (left) Sir Gordon White and Mr Rudolph Agnew leave yesterday's meeting. Trevor Humphries

# Exchange clears way for Bond brewing deal

By Bruce Jacques in Sydney

BOND Corporation, the beleaguered Australian beer and media group, has reached an agreement with the Australian Stock Exchange which clears the way for Bond to go ahead with the A$3.5bn ($2.6bn) sale of its brewery interests.

Bond, in an effort to reduce its crippling debts, had proposed selling the interests to its subsidiary Bell Resources, but on Monday the exchange suspended shares in Bell because the company had not agreed to comply with disclosure requirements on the deal.

In a separate blow on the same day, the Australian Broadcasting Tribunal announced it did not find Mr Alan Bond, Bond Corporation's chairman, a fit and proper person to hold broadcasting licences.

The Stock Exchange had demanded two valuations on the Bell deal, plus five year accounts for the brewing operations, but Mr Bond said this was too onerous, time-consuming and costly.

*Last night the Exchange said* trading in Bell shares would resume tomorrow after the company had agreed to provide further information.

It was not made clear if this meant all the details initially required.

The agreement suggests Bond has now decided to proceed with the brewery sale, which it had threatened to drop in favour of a range of other financial manoeuvres.

Bell executives supported this line, saying they wanted the sale finalised as quickly as possible. However, they added that there were many external factors which might affect the position.

Stock markets were still canvassing other options yesterday, including a Bond bid for Bell minorities – at a suggested price of A$1.60 a share, valuing the group at A$889m – and a liquidation of Bell, which would require approval from 75 per cent of its shareholders.

Meanwhile, Bond Corporation shares reacted to both the earlier Bell suspension and Monday's adverse finding by the Broadcasting Tribunal with a further 11 cents fall to a low point for the year of 90 cents.

The stock has now fallen 20 cents since the tribunal ruling.

The Tribunal decision brought a flood of comment, and a neatly timed Federal Government announcement that it is planning to introduce new broadcasting legislation in August.

Federal Transport and Communications Minister, Mr Ralph Willis, would not comment on the content of the proposed changes. It is believed they may involve moving to a system where miscreant licencees could have their broadcasting licences taken over by an approved trustee to avoid a shutdown of services.

● Lonrho, the UK-based international conglomerate, is preparing to publish fresh allegations about the financial status of the group of companies headed by Mr Bond. A document to be published tomorrow makes the principal *claim that Bond Corporation* will have a negative net worth on a valuation of operations of A$2.07bn at June 30.

Lonrho document, Page 24

# Amicable meeting at Gold Fields

By Philip Coggan in London

PROSPECTS for an agreed takeover of Consolidated Gold *Fields, the British-based min*ing group, by Hanson, the UK conglomerate, appeared to increase yesterday after an "amicable" meeting between the two companies.

Mr Rudolph Agnew, Gold Fields' chairman, met Lord Hanson, chairman of the conglomerate, and Sir Gordon White, who heads Hanson's US operations, at Gold Fields' London headquarters.

Hanson launched a £3.1bn ($4.6bn) bid for Gold Fields last week which received a markedly less hostile response than the previous offer from Minorco, the South African controlled investment group. Minorco, which had its offer blocked in the US courts, has pledged its 29.9 per cent stake to Hanson.

Gold Fields has said that it considers the Hanson offer – £14.30 per share in cash – is not sufficient and the monetary terms were obviously one of the main issues under discussion yesterday.

Hanson said that "friendly talks are continuing" and the two sides are expected to be meeting again within the next few days. Gold Fields is being advised by Schroders and Hanson by N M Rothschild.

Gold Fields shares closed last night up 9p at 1470p, while Hanson's rose 2p to 216½p.

Lex, Page 16

# Pickens bursts in with all guns blazing

## Stefan Wagstyl on what promises to be a stormy general meeting for Koito of Japan

T. Boone Pickens is likely to find Koito will not budge an inch

The stage is set for a public fight tomorrow between Mr T. Boone Pickens, the Texan corporate raider, and Koito Manufacturing, the Japanese car parts company in which he has taken a $1bn-plus stake.

Koito will be holding what promises to be a stormy annual general meeting. Mr Pickens, who arrived in Tokyo yesterday with his guns blazing, is expected to berate the directors for refusing him seats on the company's board. Koito is not likely to budge an inch.

To add to the tension, about 15 members of Japanese underworld groups plan to attend the event to take advantage of the publicity and heckle both sides, even though the police may try to stop them. Such men, who often sport loud suits, bright ties and sunglasses in self-conscious imitation of Hollywood wide-boys, are the scourge of Japanese company meetings.

The meeting could have much more impact on Mr Pickens' campaign than a similar event might in the US, since Japanese companies attach great importance to the handling of a general meeting. Calm is supposed to prevail. Disorder reflects badly on the company holding the meeting.

Tomorrow's events, however, are unlikely to be the final round in the contest since Mr Pickens, who bought his shares in March, will not be able to vote them until September. Under Japanese law, he must hold stock for six months before being able to exercise his voting rights.

Mr Pickens' controversial involvement with Koito began *three months ago when Boone* Co., his private investment company, bought a 20.2 per cent stake from Mr Kitaro Watanabe, a Japanese corporate raider who had been accumulating shares in Koito for more than a year.

Mr Watanabe's plan had been to greenmail Koito or, standing behind it, Toyota Motor, Japan's largest car maker which holds a 19 per cent stake in Koito. Mr Watanabe wanted to force Koito or Toyota to buy back his shares at inflated prices.

He was, however, rebuffed, and turned for help to Mr Pickens, who bought the shares with a stated aim of playing a role in Koito's future development. But it is widely suspected in Tokyo that his stake is covered by a repurchase agreement with Mr Watanabe.

Mr Pickens has tried to keep up a fierce attack on Koito, with repeated demands for meetings and for information, which the Japanese company has mostly politely fended off. Mr Pickens has also been to court. He tried unsuccessfully to win an order which would force Koito to disclose its tax returns.

He has prepared carefully for tomorrow's meeting and will not give up even if things appear to go against him. The real showdown is likely to be in September when Boone acquires full voting rights to its shares and it will be able to call for a special shareholders' meeting to consider Mr *Pickens' demands in detail.*

Aside from asking for three seats on the Koito board, Mr Pickens wants specific changes in the management of Koito, including a review of its dividend policy – he thinks payouts are low – and of its relations with Toyota.

Apart from being a major shareholder and nominating three Koito directors, Toyota is Koito's biggest customer, *accounting* for nearly half of its output. Mr Pickens wants an investigation of the terms on which this trade is carried out.

Mr Pickens' only real hope of success lies in persuading the Japanese financial community that he is on their side. He argues eloquently that shareholders in Japan are 20 years behind those in America in being able to assert their rights.

He has won some support in Tokyo. The Life Insurance Association of Japan has said companies should pay more attention to their shareholders.

The Japan Economic Journal, owned by Nikkei Keizai Shimbun, Japan's leading business newspaper, said in an editorial this week: "The Koito case clearly suggests the need for a change in Japan's traditional business practice."

Yet there is almost no sign that the *financial establishment as a* whole is going to start marching to Mr Pickens' tune.

Under the current system, some 70 per cent of Japanese shares are locked up in cross-holdings, often controlled by banks. These secure long-term shareholders already have influence over companies – through their commercial and financial ties, as lenders, customers and suppliers. Toyota's role at Koito is a case in point.

Mr Pickens has taken comfort from the fact that senior Toyota officials have said they might support his bid for board representation. But it by no means clear that this would allow Boone to influence Koito's management. It might prove a hollow victory.

Japanese shareholders attitudes to their rights might conceivably change if increased demand for higher returns from investments forces banks and others to buy and sell their stock holdings more actively. But such *changes would be much too slow* to make any difference to Mr Pickens.

In order to improve his chances, Mr Pickens has assiduously developed an international dimension to his battle, arguing that it is unfair that Japanese companies make corporate acquisitions in the US when American groups cannot do the same in Japan. "Japan is going to have to open up, just like the United States did, and acknowledge that public companies are owned by the public," he told a news conference just before leaving the US this week.

But there is little evidence that the US administration wants as aggressive a standard-bearer as Mr Pickens at a time when trade relations are very delicate. As a result there is little likelihood that the Japanese Government will be under pressure to do anything to help the Texan raider.

So far, the only concession Koito has granted is to allow Mr Pickens to attend tomorrow's meeting with an interpreter.

The interpreter may help Mr Pickens make sense of the antics of the men from the Japanese underworld who plan to attend the meeting.

Five belong to Japan Youth Association, a right wing political group, which is controlled by Sumiyoshi Rengo, one of Japan's most powerful gangster groups. Another ten are sokaiya, professional extortionists who try to extract bribes from companies by threatening to disrupt annual meetings. They belong to Sogyo Dokokai, a sokaiya association, which is also affiliated to Sumiyoshi.

*Tokyo Metropolitan Police* have been investigating claims that the two groups plan to stage a noisy argument with one side, Japan Youth Association, attacking Koito, in support of Mr Pickens' cause, and the other side, Sogyo Dokokai, defending the board.

Remember when X-rays were the only way?

Toshiba remembers. Back in 1915, we developed our first X-ray tubes. A new type of medical imaging system was just part of the future.

Now it's here. The superconducting Toshiba Magnetic Resonance Imaging System. And now we work towards a new future. Not just for medical equipment, but for home entertainment, office equipment and a whole array of consumer and industrial products. Because at Toshiba, we continue to work towards the day when we say, "Remember when . . . ?"

In Touch with Tomorrow
TOSHIBA

# French state sector chiefs likely to be reconfirmed

By Paul Betts in Paris

THE CHAIRMEN of a number of French key nationalised groups are expected to be reconfirmed in their positions today by the Socialist Government, underlining its efforts to avoid a new round of disruptive changes in the state sector.

They will include Mr Alain Gomez, chairman of Thomson, the state-controlled defence and electronics group, and Mr Henri Martre, head of the Aerospatiale state aerospace concern.

The Government is also expected to appoint Mr Francis Lorentz, chairman of the state Bull computer group, in place of Mr Jacques Stern, who has decided to retire. As managing director of Bull, Mr Lorentz has worked in tandem with Mr Stern during the last few years and was widely expected to take over as chairman when Mr Stern decided to step down.

Mr Martre's confirmation at Aerospatiale had also been regarded as a foregone conclusion. However, there had been some doubts over the future of Mr Gomez at Thomson, although most French industry observers had expected the Government to grant him a further three-year mandate.

Mr Gomez was appointed by President Francois Mitterrand back in 1982, in the heyday of the Socialist nationalisation programme. He has now become the only survivor in office of the 1982 generation of Socialist government-appointed state industry captains.

Mr Gomez has been responsible for a big restructuring and recentring of Thomson's businesses around two core sectors comprising defence and consumer electronics.

Mr Martre was appointed chairman of Aerospatiale in 1983, replacing General Jacques Mitterrand, brother of the President. He is one of the longest serving chairmen in the nationalised industrial sector.

Since returning to power last year, the Socialists pledged they would not indulge in the traditional "witch hunts" that have plagued the state industrial sector after elections.

However, the Government has changed some heads of state groups, including the chairmen of Air France and Elf Aquitaine, in the past 12 months.

# Bull expects loss at six months

By Alan Cane

GROUPE BULL, the state-controlled French computer manufacturer, is now certain to miss both its revenue and profits targets this year through a combination of production and currency exchange problems.

Its figures for the first six months of the year, the company's weakest trading period, are expected to reveal a significant loss when they are announced at the end of July.

Mr Francis Lorentz, chairman of Bull SA, the company's French-based arm, said it traditionally made only 35-40 per cent of its revenues in the early part of the year. "It means our results show losses or very small profits at the end of the first half-year. This time, however, we shall announce losses, and much more than we could have planned."

The figures will be an embarrassment to Bull, which is the world's 10th largest computer manufacturer but has announced aggressive plans to be among the top five by the early 1990s.

Groupe Bull comprises Bull SA and Bull HN, the former Honeywell Bull based in the US and jointly owned by Bull, Honeywell of the US and NEC of Japan.

The group announced in February revenues for 1988 of $5.3bn, with net profits of $51m. At the time it said it expected revenue to grow by between 5 and 7 per cent with a much smaller increase in profits.

Francis Lorentz: 'maybe we did too many things at the same time'

Now Bull says any revenue increase will be at the lower end of the scale, while profits will depend on an urgent cost-cutting programme.

The chief source of the problems is production problems in Bull's Angers, France, manufacturing plant, one of the largest in Europe and the source of printed circuit boards for virtually all Bull SA's products.

It is understood that new equipment and process control systems installed last year have suffered malfunctions. "Maybe we did too many things at the same time," Mr Lorentz says.

The result has been a shortage of products leading to delays in customer deliveries and payments and a loss of orders in Europe. To intensify the difficulties, it has meant extra expenditure on crisis measures and a slowdown in the policy of cutting the Angers workforce by 5 per cent a year.

The shortfall will not be made up until the end of the summer. In the meantime, the company is pressing ahead with plans to build a sister plant to Angers in Boston as a safeguard against future production difficulties.

The strength of the dollar took the company by surprise and has added significantly to costs, as some 40 per cent of a system can consist of equipment from the US or Japan and priced in dollars.

"We will manage this in future by including it in our prices or using different buying methods," Mr Lorentz said.

# AMD seeks partner to make chips in Europe

By Terry Dodsworth, Industrial Editor

ADVANCED MICRO Devices, the US chip manufacturing company, is looking for a European partner to manufacture its semiconductors in Western Europe.

Mr Terry Smith, AMD's European sales and marketing vice president, says the Californian-based group is "spending a lot of time and energy" on its long-term European strategy at present because of the increasing demand in the region for locally-produced components.

The company, which generates about 30 per cent of its $1.2bn turnover in Europe, is looking at the possibility of a partnership arrangement because it has no need for additional manufacturing space at the moment. At the same time, there is plenty of spare plant capacity in Western Europe.

AMD's policy shift after years of direct exporting to Europe is part of a general trend among US and Japanese semiconductor producers.

The immediate cause of this move was the recent European Commission's ruling which defined locally-produced chips as those which had been fabricated in the region.

Fabrication – the process of etching electrical circuits into the chips – is the most complex step in making semiconductors. The effect of the EC's decision has been to put pressure on chip users to demand European-fabricated products so that the equipment they are manufacturing does not suffer from import tariffs.

## Gulf Resources plans to restructure

GULF RESOURCES & Chemical, the US natural resources and energy company, has proposed reorganising itself as a unit of a new Bermuda-based holding company AP-DJ reports from Boston.

Shareholders would have to approve the move at a special meeting, probably in August. The name of the new company is expected to be Danbury.

# Italian bankers given 1990 lecture

## John Wyles on worries ahead of EC capital movement reforms

It is rare to hear an Italian business leader publicly confessing his fear of foreign competition, but it is not altogether surprising that it should have been Mr Piero Barucci, president of the Italian Bankers' Association (ABI), who chose yesterday to place his anxieties clearly on record.

The occasion is quintessentially Italian, when bankers from the four corners of the peninsular converge on Rome to hear their president's report on the state of their industry followed by a pep talk by the governor of the Bank of Italy, Mr Carlo Azeglio Ciampi.

Yesterday's double-act was unusually choral: Mr Barucci laid bare the industry's weaknesses and called for appropriate action from his colleagues, from the Government and from the central bank. Mr Ciampi spelled out what the central bank planned to do, and then joined in close harmony with Mr Barucci in telling the politicians to get on with doing their bit.

The ABI president was clearly determined to banish any complacency generated by the 29 per cent increase in Italian banking's net profits last year to a record L5,363bn ($3.78bn).

Much of the traditional coded language was replaced by straightforward shooting from the lip. Italian industry may be focused on 1993 and the arrival of the European Community's internal market, but Italian bankers, said Mr Barucci, must cross their Rubicon next year when all restraints are removed on the free movement of capital in the Community.

Trembling slightly at the imminence of a free market in financial services, he and his colleagues are aware as never before of the vulnerability to foreign competition of their hitherto highly protected, heavily regulated banking system.

Carlo Ciampi: pep talk

"We openly admit to being afraid, but we are also aware that this is the soil in which we must live and we know that it is up to us to adapt ourselves," said Mr Barucci.

Unfortunately, however, many of the problems look the same as they did last year – the barriers between the dominant public and smaller private banks remain enormous, while in comparison with their foreign rivals Italian banks remain too small, too numerous, lacking in international presence, overstaffed and, in some important cases, undercapitalised.

Admitting that the efficiency of Italian banks was "below average" in Europe, Mr Barucci blamed decades of timid sheltering behind national borders, protected by domestic regulations and a currency of little international significance, with weak financial markets and a legislative framework which does little to promote restructuring.

As Mr Ciampi revealed yesterday, such restructuring as there has been in the 1980s has been miniscule – mergers or takeovers of 66 out of 1,200 credit institutions handling a mere 2 per cent of total deposits. But the pace is picking up and the last few months have seen important mergers between the Cassa di Risparmio di Roma and Banco Santo Spirito, between San Paolo di Torino and Crediop and between Nuovo Banco Ambrosiano and Banca Cattolica.

Looking ahead, Mr Barucci identified at least two sectors which will be the targets of foreign competition. One will be household credit, where loans from Italian banks have leaped by 39 per cent between 1986 and 1988, and the other loans to small and medium-sized businesses, which have risen by 40 per cent in the same period. Between them, the two sectors account for 74 per cent of all Italian bank loans.

While lacking a strong competitive position, Italian banks did have the advantage of knowing their markets and their customers. "We don't start from a losing position, but we shall have to work harder, with the determination of those who want to lead," said Mr Barucci.

But servicing their customers and at the same time playing their allotted role in funding the huge public sector deficit through purchases of Treasury securities was straining cash management skills, said Mr Barucci.

Like so many other sectors of the Italian economy, however, banking is waiting for the politicians to act, particularly in changing a legislative framework which has been cast in stone since 1936 and in abandoning prejudices and political interests which have built rigid walls between the public and private sector banks. Mr Ciampi pointedly warned that "all of the space which the current regulatory order offers for transforming the system has now been used."

The most urgently awaited item is legislation currently languishing in parliament which would encourage bank mergers and govern the setting up of "polyfunctional" banks. These will be the Italian response to the West German and British "universal" banks and will create holding companies controlling subsidiaries involved in the broad gamut of financial services. Nevertheless, Mr Barucci did not hide his doubts that the current proposal will allow banking groups sufficient powers of direction over their subsidiaries to compete effectively with their "universal" counterparts in the Community.

Long accustomed to having someone else – mostly the Bank of Italy and the politicians – make the decisions for them, Italian bankers are searching for bravery in the new world opening up before them. In Mr Barucci's view it is already too late to turn back.

Asked last week whether he would favour a postponement of the lifting of capital restrictions, he replied with horror: "This would mean we shall never get anything done. I would rather face July 1, 1990, with a 10 per cent cost disadvantage than not face it at all."

# Procordia and Cultor exchange shares

By Robert Taylor in Stockholm

PROCORDIA, the Swedish state-controlled holding company, has made an agreement with the Finnish company Cultor, formerly known as Finnish Sugar, in a move designed to strengthen both enterprises through a cross-purchase of shares.

Under the deal Procordia will acquire 15.3 per cent of the voting rights and 22 per cent of the share capital in Cultor, while, for its part, the Finnish company has bought 3 per cent of the shares in Procordia, owned by the Swedish Government, for SKr566m ($85.5m).

This will make Cultor the second biggest shareholder in Procordia behind the state which still owns 78 per cent of the Swedish company's shares.

Mr Ivar Nordberg, Sweden's industry minister, said yesterday that the state, as a shareholder, was co-operating in this way so that Procordia could establish closer links with another Nordic company in the food products area.

Cultor said the agreement would improve the competitiveness of both companies in a deregulated Europe, helping them to develop a joint approach in areas such as research and development.

The Finnish company has interests in sugar beet, animal foodstuffs and biochemical products. Last year it had a turnover of SKr6.1bn.


THIRTY YEARS ON ... THIRTY YEARS ON ... THIRTY YEARS ON ... THIRTY YEARS ON ... THIRTY YEARS ON ... THIRTY YEARS ON ...

THIRTY YEARS OF SUCCESS

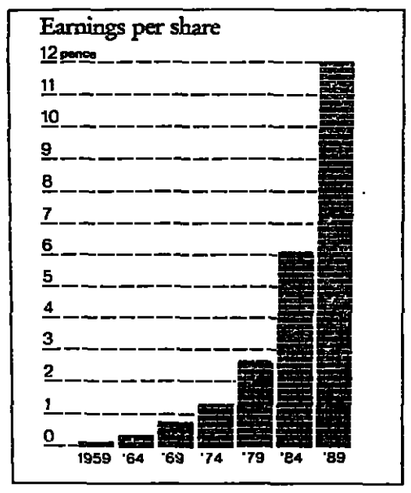


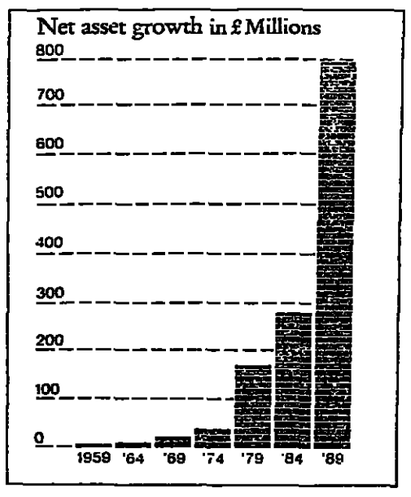


THE RECORD SPEAKS FOR ITSELF

YEAR ENDED 31ST MARCH 1989

| | | |
|---|---|---|
| Net income before tax | £29·36m | +19% |
| Total dividend per share | 9·0p | +11% |
| Net assets per share | 488p | +40% |
| Total property assets* | £942m | +39% |

*Investment properties at valuation £874m, trading properties at cost £68m.

The Board is proposing a one for five scrip issue and, in the absence of unforeseen circumstances, intends to maintain the dividend of 9p on the increased capital.

GREAT PORTLAND ESTATES

PROPERTY INVESTMENT AND DEVELOPMENT

For a copy of the 1989 Report and Accounts write to the Secretary: Knighton House, 56 Mortimer Street, London W1N 8BD. Telephone: 01-580 3040

The directors of Great Portland Estates P.L.C. accept responsibility for the contents of this advertisement, which have been approved by Ernst & Whinney, a firm authorised by The Institute of Chartered Accountants in England and Wales to carry on investment business. Past performance is not necessarily a guide to the future.

THIRTY YEARS ON ... THIRTY YEARS ON .. THIRTY YEARS ON ... THIRTY YEARS ON ... THIRTY YEARS ON ... THIRTY YEARS ON ...



NEW ISSUE — This announcement appears as a matter of record only. — June, 1989

SUMITOMO CORPORATION
(SUMITOMO SHOJI KAISHA, LTD.)

U.S.$1,500,000,000
4 per cent. Notes Due 1993
with
Warrants
to subscribe for shares of common stock of Sumitomo Corporation

ISSUE PRICE 100 PER CENT.

Daiwa Europe Limited

Goldman Sachs International Limited
J.P. Morgan Securities Ltd.
Nomura International
Sumitomo Finance International

Kleinwort Benson Limited
The Nikko Securities Co., (Europe) Ltd.
J. Henry Schroder Wagg & Co. Limited
Yamaichi International (Europe) Limited

Bank of Tokyo Capital Markets Group
Citicorp Investment Bank Limited
IBJ International Limited
Swiss Bank Corporation Investment Banking

BNP Capital Markets Limited
Deutsche Bank Capital Markets Limited
Sumitomo Trust International Limited
S.G. Warburg Securities

Algemene Bank Nederland N.V.
Barclays de Zoete Wedd Limited
Chase Investment Bank
Credit Suisse First Boston Limited
Robert Fleming & Co. Limited
KOKUSAI Europe Limited
Merrill Lynch International Limited
Morgan Stanley International
New Japan Securities Europe Limited
Nippon Kangyo Kakumaru (Europe) Limited
Salomon Brothers International Limited
Shearson Lehman Hutton International
Tokai International Limited

Banque Bruxelles Lambert S.A.
Baring Brothers & Co., Limited
Cosmo Securities (Europe) Limited
Dresdner Bank Aktiengesellschaft
Generale Bank
Manufacturers Hanover Limited
Mitsubishi Finance International Limited
NatWest Capital Markets Limited
Nippon Credit International Limited
Paribas Capital Markets Group
Sanyo International Limited
Société Générale
UBS Phillips & Drew Securities Limited

ANZ McCaughan — Arab Banking Corporation Capital Markets Group — ASLK-CGER Bank — Banca Commerciale Italiana
Banca del Gottardo — Bankers Trust International Limited — Bank J. Vontobel & Co. AG — Bank of Yokohama (Europe) S.A.
Banque Indosuez — Bayerische Landesbank Girozentrale — Bayerische Vereinsbank Aktiengesellschaft — BHF-BANK
Caisse d'Epargne de l'Etat du Grand-Duché de Luxembourg — James Capel & Co. Limited — Cazenove & Co.
Commerzbank Aktiengesellschaft — Compagnie de Banque et d'Investissements — Crédit Agricole
Crédit Commercial de France — Crédit Lyonnais — Dai-ichi Europe Limited — Deutsche Girozentrale -Deutsche Kommunalbank- — Enskilda Securities
Gulf International Bank B.S.C. — KEB International Limited — Kuwait Foreign Trading Contracting & Investment Co. (S.A.K.)
Kuwait International Investment Co. s.a.k. — Kyowa Finance International Limited — LTCB International Limited — Meiko Europe Limited
Mitsubishi Trust International Limited — Mitsui Trust International Limited — Morgan Grenfell & Co. Limited
Okasan International (Europe) Limited — Saitama Finance International Limited — Ssangyong Investment and Securities Co., Ltd.
Swiss Volksbank — Taiheiyo Europe Limited — Taiyo Kobe International Limited — Tokyo Securities Co. (Europe) Ltd.
Toyo Securities Europe Ltd. — Toyo Trust International Limited — Universal (U.K.) Limited — Wako International (Europe) Limited
Westdeutsche Landesbank Girozentrale — Wood Gundy Inc. — Yamatane Securities (Europe) Ltd.

## INTERNATIONAL COMPANIES AND FINANCE

# Tyson makes meal of Holly Farms

**Deborah Hargreaves** reports on a US poultry industry takeover

Mr Don Tyson, the aggressive entrepreneur from Tennessee who heads Tyson Foods, the chicken producer, finally cracked a difficult egg last Friday when he won a protracted battle to take over fellow processor, Holly Farms.

The combination reinforces Tyson's position as the leading chicken producer in the US, making Mr Tyson a powerful figure in the industry with his sights set on expansion overseas. Tyson's winning bid for Holly valued the company at around $1.4bn, and its $70-per-share tender offer is due to be completed by July 18.

Tyson's bid topped a $1.25bn stock-swap deal Holly had agreed with ConAgra, the flour milling group, and ended eight months of rancorous litigation in the hotly contested takeover.

Holly Farms will add yearly capacity for 7m desperately-needed chickens to Tyson's output of 17m, giving it a 28 per cent share of the US chicken market. But Tyson, following rapid growth, has already been forced to augment its own processing capacity to meet demand. But chickens are not all that Holly will bring to its merger with Tyson. The acquisition will cost Tyson so much that its debt ratio to capital will rise to 83 per cent.

Tyson says part of this will be paid down by the possible sale of some of Holly's assets and interest will be serviced by Holly's cashflow. But a cyclical downturn in the industry could make the going extremely tough, and analysts agree such a downturn could be close.

Mr John McMillin, who follows Tyson for Prudential Bache in New York, says: "Ironically, on the day the deal was closed, broiler prices dropped by 5 cents per lb and if that's not an ominous trend, I don't know what is." Since Tyson launched its first hostile takeover bid for Holly last October, the company has raised its offer by more than a third. Tyson has countered each move by the white knight ConAgra in cash or in court, but ConAgra has managed to come out of the deal very well.

Once Tyson's offer was accepted over the weekend, the company lifted its objection to paying ConAgra compensation for terminating its own stock-swap arrangement with Holly. ConAgra will receive $50m in termination fees, expenses and payment in lieu of buying certain Holly assets as a controversial lock-up clause in its agreement had initially stipulated.

Mr McMillin says: "In the case of the stock, the winner is the loser and vice versa." ConAgra's shares rose by ¾ on Monday to $36¾, although in over-the-counter trading, Tyson's stock also advanced by $¾ to $18¾.

Mr McMillin believes the acquisition will force a 20 cent cut in Tyson's per-share earnings for its September 1990 fiscal year from $1.45-$1.50 this year to around $1.30 next. Tyson's purchase price for Holly is around 14 times earnings based on per-share income of some $5 for its May 31 fiscal year, which Holly is expected to report in the next few weeks.

But analysts predict that Holly's earnings would see a 20 to 25 per cent drop next year if it still existed as a stand-alone company, as the chicken cycle turns down and the sector becomes more competitive.

Tyson was however, desperate to get its hands on more chickens as its capacity strains to fulfill its lucrative contracts with fast-food restaurants such as McDonalds and Wendy's, which have in turn helped to insulate Tyson from the vagaries of the chicken cycle.

But a 15 per cent drop in the company's pre-tax earnings last year shows it is vulnerable to increasing costs - in this case, a rise in feed prices due to the US drought.

As well as adding some much-needed capacity, Holly also brings a well-known brand name to Tyson which has traditionally not done well in the supermarket.

"Holly has added an element of brand identification to a straightforward commodity business and that's part of the reason for its success," says Mr McMillin. Holly's supermarket distribution chain is also well organised.

By the same token, Holly's food service operations will add ready-prepared beef and pork dishes to Tyson's chicken freezer meals.

Tyson is eager to expand its food service chain which accounts for around 55 per cent of sales, and Holly's operations will almost double that division. Analysts believe this area could provide significant growth.

Tyson has set itself ambitious annual growth targets of 15 per cent for sales and 20 per cent for earnings over the next couple of years.

One of the company's main focuses is on expansion overseas, and a year ago it entered an agreement with C.Itoh, the Japanese trading company to market its fresh chicken in Japan. Tyson says this has been a proven success and it is now looking to Canada and Mexico.

Mr Nap Overton, analyst with Morgan Keegan in Memphis, says there are good reasons for selling US chickens abroad. The US is a prime spot for growing chickens because of the abundance of feed. In addition, US consumers prefer white meat while dark meat is popular in many other countries, thereby ensuring a higher overall price for birds.

On top of this, there are few well-known poultry brands overseas. For the time being, however, Tyson will have enough to do to absorb Holly. "Over the long-term, Tyson might just be able to get it to work," Mr McMillin believes, "but I just wonder about the near-term pressures."

# Corning up in second quarter

**By Roderick Oram** in New York

CORNING HAS reported higher fiscal second quarter profits, justifying the optimistic outlook analysts see for the company in such areas as television picture tubes, fibre optics and clinical testing services.

Net earnings from operations for the three months ended June 18 were $69.4m, or 76 cents a share, against $61.5m a year earlier. An after-tax gain of $20.5m, mainly from the sale of shares in International Clinical Laboratories (ICL) made the year earlier final net $82m, or 91 cents. Corning's attempt to takeover ICL was thwarted by a higher bidder. Sales were $579.8m against $499.8m.

Strong performances from many of Corning's businesses contributed to the higher profits, including television tubes, optical products at Met-Path clinical services.

In fibre optics, "we're seeing a broadening of the US market and growth overseas, particularly in the UK," said Mr James Houghton, chairman.

Consumer products, such as cookware, were below expectations, reflecting inventory reductions at the retail level in North America, higher raw material costs at Revere Ware and sluggish sales in the UK.

Income from joint venture companies rose 8 per cent to $34.6m in the quarter. Good results from overseas fibre optic venture was offset by the translation effect of a stronger dollar and th effect of a strike since settled at a big customer of Samsung-Corning.

For the first half, net profits were $111.2m, or $1.23, against $35.2m or 39 cents, on sales up to $1.11bn from $953.1m.

The latest half-year included a 3 cents a share gain from the sale of a 3.2 per cent interest in Corning Asahi Video Products. The year earlier period included a net 70 cents a share charge with the gain from the ICL sale offset by a 93 cents a share accounting charge for retirees' health benefits.

BANCO DI ROMA
U.S.$200,000,000
Floating Rate Subordinated Loan Participation Certificates due 2001
*Issued by Morgan Guaranty GmbH*
*for the purpose of making a subordinated loan to Foreign Branches of Banco di Roma*

In accordance with the terms and conditions of the Certificates the Rate of Interest for the Interest Determination period 28th June, 1989 to 28th December, 1989 has been fixed at 9.28%.
Interest accrued for the above period and payable on 28th December, 1989 will amount to US$2,358.67 per US$50,000 Certificate and US$23,586.67 per US$500,000 Certificate.

Agent Bank:
Morgan Guaranty Trust Company of New York
London Branch

# May puts stores up for sale

**By Anatole Kaletsky** in New York

MAY DEPARTMENT Stores, the large US retail chain based in St Louis, is to seek a buyer for its Caldor and Venture discount store chains.

The company, which has been undertaking an extensive restructuring in order to improve its flagging performance, said it had asked Morgan Stanley to look for buyers for the two discount businesses which together operate more than 190 stores.

May's decision to pull out of discount retailing may have reflected the intensifying competition in this segment of the market which follows the new marketing strategy of "everyday low prices" adopted by Sears Roebuck, the country's biggest retailer.

Sears decided to move into discounting earlier this year to counter the competitive threat from Wal-Mart, the fastest growing and most profitable retail chain in the US.

Caldor, which operates 120 stores in the Northeastern states, had sales of $1.6bn in 1986 and operating profits of $50m.

The operating margin of 3.1 per cent was viewed by many analysts as inadequate and Caldor has been regarded as one of May's underperforming divisions. May recently cut prices in order to boost volumes and reorganised the chain's stock management systems.

Venture, which runs 73 stores in seven Midwestern states, has recently been enjoying much better profit margins than Caldor. In 1988, Venture had sales of $1.3bn and operating profits of $81m, giving the chain an operating margin of 6.2 per cent.

May said it would use the proceeds from the Caldor and Venture disposals to repurchase shares and expand its department store and shoe retailing operations. These were the higher return and faster growing segments of May's business, said Mr David Farrell, chairman.

May's 14 department stores produced profits of $802m on sales of $7.5bn in 1988, while its shoe stores earned $138m on $1.1bn of sales.

# Nova to auction off four units

**By Robert Gibbens** in Montreal

NOVA, THE western Canadian pipeline, oil and gas and primary petrochemicals group, is auctioning four of its subsidiaries worth an estimated C$500m (US$419m).

Nova, led by chairman Mr Robert Blair, acquired Polysar, a Toronto-based chemicals group, last autumn after one of the longest and most bitter takeover fights in Canadian business history.

As a result it now carries debt of around C$2.3bn. In adddition, its primary petrochemicals operation has been hit by sharp drop in world ethylene prices.

Nova is selling Grove Italia, an Italian valve manufacturer, Western Star Trucks, a British Columbian heavy truck producer, and Transquebec & Maritimes Pipeline, a Quebec gas trunkline operator.

The last two are 50 per cent owned.

It is also selling Novalta Resources, a Calgary oil and gas company, estimated to be worth around C$150m.

The group has already sold a communications equipment producer and several other investments for C$170m.

Mr William Wilson, vice president finance, estimates it has sold C$600m of assets this year and will achieve its target of C$1.1bn by the year end.

Mr Blair estimates Nova's 1989 earnings at C$370m or $1.35 a share, down from C$2 a share forecast early this year, which is a larger decline than analysts had been predicting.

Nova shares on Monday dipped below C$10 to a 12 month low. The group was trading around C$15 last autumn.

Mr Blair also plans to reduce other upstream oil and gas holdings and concentrate on expanding its profitable gas pipeline distribution system in Alberta.

He says it will hold on to its 43 per cent interest in Husky Oil for the time being.

Husky is itself divesting around C$500m of oil and gas properties, while investing in a western heavy oil processing plant.

# Time rejects Paramount bid

**By Roderick Oram**

TIME HAS rejected the revised $200-a-share takeover offer from Paramount, advising its shareholders that the $12.2bn bid inadequately reflected the full value of the media group.

The rejection was widely anticipated since Time had said repeatedly it would prefer to take over Warner Communications for $70 a share, or $14bn, rather than lose its independence to Paramount, a rival entertainment group.

Paramount had raised its bid last Friday to $200 a share from its opening offer of $175. Time's advisers say it is worth $350 a share or more, a valuation considered optimistic by some analysts.

Three large Time shareholders have filed a suit in Delaware's Chancery court seeking to block the company's annual general meeting scheduled for Friday.

Four directors are up for re-election at the meeting, including Mr Richard Munro, Time's chairman and chief executive, and Mr Gerald Levin, vice-chairman.

Some large shareholders have indicated they will vote against them as a gesture of their unhappiness at being denied the opportunity of taking Paramount's $200 a share cash offer.

The investors filing suit were an investment group led by Mr Robert Bass, the wealthy Texan, Mr Jerrold Perenchio, a Hollywood producer, and a partnership affiliated with Cablevision Systems. Together they own more than 1m shares and are the largest stockholders to file against Time so far.

They complain that Time has failed to keep shareholders properly informed and that actions it plans to take would reduce the value of their shares by $2.5bn.

# BCE sells property arm to Reichmanns

**By David Owen** in Toronto

BCE, CANADA'S largest conglomerate, has agreed to sell BCE Development (BCED), its 67 per cent-owned property group, to the Reichmann Brothers' Olympia & York Developments (O&Y).

The complex deal, which is valued at C$557m if all securities are tendered, is conditional upon at least 90 per cent of BCED shares not already held by O&Y being deposited. O&Y holds about 2.8 per cent of outstanding BCED common stock.

The deal comes within months of the scrapping of a proposed collaboration with O&Y, which would have given the Toronto-based company a substantial minority interest in BCED. The failure of this proposal was attributed at the time to differences over the future direction of the proposed venture.

Included in the transaction is a US$1.4bn parcel of US real estate assets in areas such as Minneapolis, Chicago and Denver which BCED had previously announced its intention to sell. Under the terms of the present transaction, O&Y will pay C$2.80 per outstanding BCED common share and additional amounts for outstanding warrants and debentures.

The offer is expected to be made by July 15. BCED has agreed to deposit its own 67 per cent BCED stake.

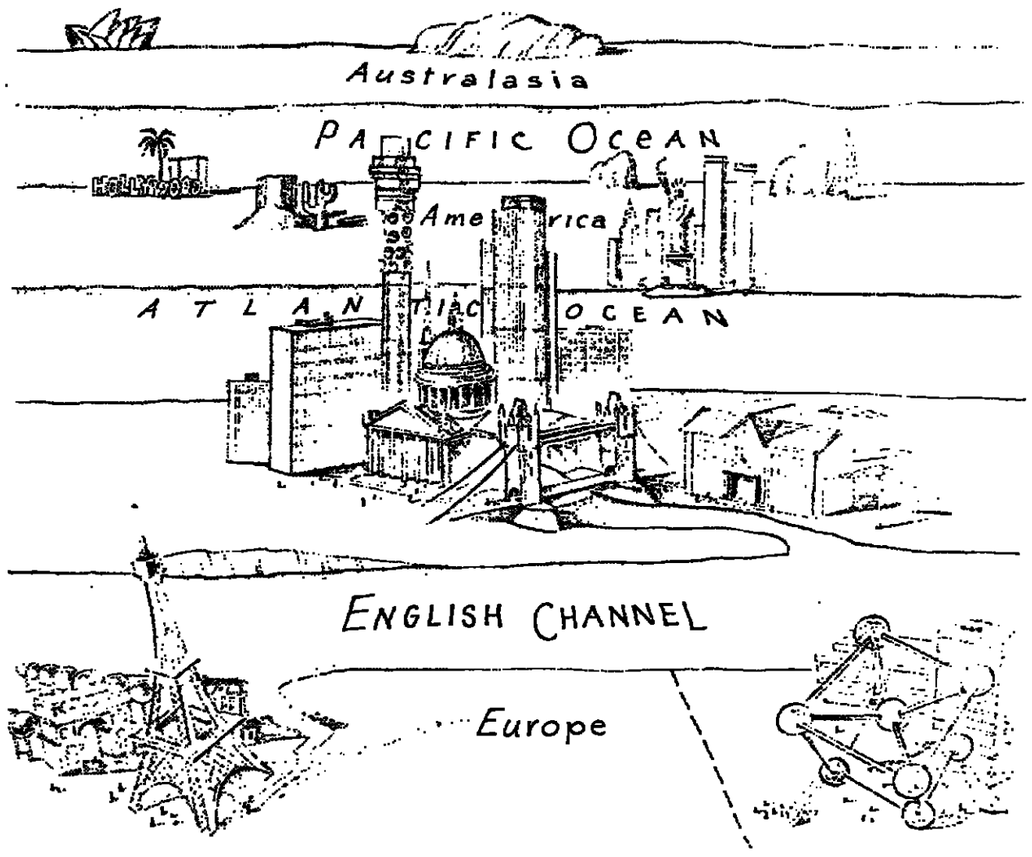


THE PROPERTY ADVICE WE GIVE KNOWS NO BOUNDS.

At Debenham Tewson & Chinnocks' offices around the world we have specialists in every aspect of commercial property.

Their style may vary from one country to the next, but the thinking that underpins their advice is based on the same high professional standards.

All this is to the advantage of our clients with overseas interests. Our staff, wherever they are based, regularly work together in teams using their detailed knowledge of local markets. The result is integrated advice based on the most up-to-date information.

So wherever you have property interests, you can depend on Debenham Tewson & Chinnocks for a rapid and informed response.

DEBENHAM TEWSON & CHINNOCKS
International Property Advisers

For a copy of our International Brochure and/or our 1989 Annual Report and Accounts, please contact Miss Jackie Bull, Corporate Marketing Department, Debenham Tewson & Chinnocks, Bancroft House, Paternoster Square, London EC4P 4ET. Tel: 01-236 1520.

All of these Securities having been sold, this announcement appears as a matter of record only.

NEW ISSUE June 1989

2,500,000 Shares

CHIRON CORPORATION

Common Stock

600,000 Shares

This portion of the offering was offered outside the United States by the undersigned.

PaineWebber International
Robertson, Stephens & Company
Montgomery Securities
Swiss Bank Corporation Investment Banking

1,900,000 Shares

This portion of the offering was offered in the United States by the undersigned.

PaineWebber Incorporated
Robertson, Stephens & Company
Montgomery Securities

Santa Barbara Savings and Loan Association
*(Incorporated under the laws of the State of California)*

U.S. $400,000,000
Collateralized Floating Rate Notes due September 1996

Notice is hereby given that the Rate of Interest has been fixed at: 9.4375% p.a. and that the interest payable on the relevant Interest Payment Date, September 28, 1989, against Coupon No. 12 in respect of U.S.$100,000 nominal of the Notes will be U.S.$2,411.80.

*June 28, 1989, London*
By: Citibank, N.A., (CSSI Dept.), Agent Bank
CITIBANK

Issue of up to
U.S. $250,000,000
Elders Resources Financial Services Pty Limited
Subordinated Guaranteed Floating Rate Notes due 1996

For the interest period June 28, 1989 to December 28, 1989 the Notes will carry an interest rate of 10.10% per annum. The interest payable on the relevant interest payment date, December 28, 1989 will be U.S. $5,134.17 per U.S. $100,000 Nominal Amount.

By: The Chase Manhattan Bank, N.A. London, Agent Bank
June 28, 1989
CHASE

aquitaine uk limited
£368,015,000
Guaranteed Unsecured Floating Rate Notes 2003.

For the six months 22nd June, 1989 to 22nd December, 1989, the Notes will carry an interest rate of 14.2125% per annum with an interest amount of £356.29 per £5,000 Note, payable on 22nd December, 1989.

Bankers Trust Company, London Agent Bank

NOTICE TO THE HOLDERS OF WARRANTS
TO SUBSCRIBE FOR SHARES OF COMMON STOCK OF

**Nippon Sheet Glass Company, Limited**

**Issued in conjunction with**
**U.S.$100,000,000 5 per cent. Bonds Due 1993**

Notice is hereby given that as a result of the issuance by Nippon Sheet Glass Company, Limited of its U.S.$250,000,000 4 per cent. Bonds due 1993 with Warrants to subscribe for shares of common stock of Nippon Sheet Glass Company, Limited on 22nd June, 1989 (London time) with an initial subscription price of Yen 1,097 per share, the subscription price for the above-captioned Warrants was adjusted as follows:

1. Subscription Price before adjustment: Yen 718.60 and
2. Subscription Price after adjustment: Yen 717.50

Such adjustment became effective as from 23rd June, 1989 (Japan time).

Nippon Sheet Glass Company, Limited
11-3, Shimbashi 5-chome
Minato-ku, Tokyo, Japan

Dated: 28th June, 1989.

**FUTURE OF EUROPEAN CAPITAL MARKETS**

The Financial Times proposes to publish this survey on:

**3rd July 1989**

For a full editorial synopsis and advertisement details, please contact:

**Richard Willis or Gillian King on 01-873 3699 or 01-873 4823**

or write to him/her at:

Number One
Southwark Bridge
London SE1 9HL
or contact your local FT Representative

FINANCIAL TIMES
EUROPE'S BUSINESS NEWSPAPER

**The Prudential Insurance Company of America**

**U.S. $500,000,000**

**Collateralized Mortgage Obligations Series 1986-1**

For the period 26th June, 1989 to 25th July, 1989 the Bonds will carry an Interest Rate of 10.0125% per annum with an Interest Amount of U.S. $201.64 per U.S. $50,000 (the original Principal Amount) Bond, payable on 25th July, 1989. The Principal Amount of the Bonds outstanding is expected to be 49.998879916% the original Principal Amount of the Bonds, or U.S. $24,999.44 per Bond until the Thirty-first Payment Date.

Bankers Trust Company, London — Agent Bank

# French bank sector bounces back

By George Graham in Paris

THE FRENCH banking sector boosted net profits by nearly 20 per cent last year to an estimated FFr15bn ($2.26bn), recovering from 1987's stagnation under the influence of the October stock market crash.

Mr Philippe Lagayette, chairman of the Commission Bancaire, the French bank regulatory authority, said yesterday that net banking income for the sector had increased by 6.7 per cent last year, but the banks had managed to limit their costs growth to 4.9 per cent; wages, the major element of banks' costs, were restricted to 3.6 per cent growth.

Mr Lagayette warned that individual performances had varied widely. One bank in three had seen its net banking income fall in 1988, while one in two had suffered a drop in operating profits. "We mustn't lose sight of the fact that the solidity of our banking structures depends not only on the Commission's controls but also on their ability to generate profits," he said.

The Commission plans to keep up its pressure on banks to increase their provisions for bad debts, especially on sovereign debt risks. The French banking sector had provisioned an average of 39.5 per cent of its exposure to the 42 main debtor countries by the end of 1987, rising to an estimated 42 per cent by the end of 1988, in spite of the rise in the value of the dollar, in which many of these debts are denominated.

Nearly three quarters of the mainstream banks, however, registered a decline in their solvency ratios, largely owing to the doubling of the risk weighting given to interbank operations, traditionally a large component of French banks' balance sheets.

French banking supervisors have over the last 18 months been hit by four bank collapses, including the rescue of Al Saudi Banque. Mr Lagayette said the Commission had increased the number of inquiries by 10 per cent last year, and boosted the number of investigators by 50 per cent over the last four years.

# Confident MBB extols deal with Daimler

**David Marsh** reports on a West German aerospace company's pro-merger campaign

Messerschmitt-Bölkow-Blohm (MBB), the West German aerospace company on the point of being taken over by Daimler-Benz, is stepping up a campaign in favour of the deal as the Bonn Government prepares to make a decision to approve the transaction in the autumn.

In a brochure drawn up to convince public opinion of the benefits of the merger between the two groups, MBB says European countries are not large enough to afford more than one leading "systems company" in aerospace.

MBB says that British Aerospace has succeeded in pooling British industry's competence in this field. It claims that, in France, state-controlled Aerospatiale and Dassault, although they remain separate companies, are in practice teamed together.

Although the merger remains politically controversial, Mr Edzard Reuter, the Daimler chairman, believes that Mr Helmut Haussmann, the Economics Minister, will give the green light when he decides on the deal in September.

The minister is expected to turn down on the grounds of the country's overriding economic interest the veto by the Federal Cartel Office, which ruled in April against the acquisition.

The Cartel Office said the transaction would give the Daimler group market domination in key areas of defence technology and aerospace. Mr Reuter's confidence about the eventual outcome has been strengthened in recent months by a decision by Mr Haussmann's Free Democratic Party not to put pressure on the minister to reject the deal.

**International comparisons**

1987 turnover in $bn in aerospace and defence activities

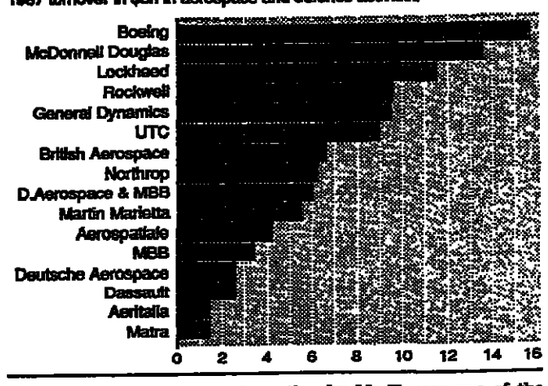


Bonn officials say that one key reason why Mr Haussmann is expected, albeit grudgingly, to approve the merger is because the Economics Ministry provided the initiative last year in persuading Daimler to take a stake in MBB in the first place.

This was in line with Bonn's long-held desire to restructure West Germany's participation in the European Airbus airliner venture, in which MBB has a 37.9 per cent stake. Rejection by Mr Haussmann of the Daimler-MBB link would leave the Bonn Government exposed to a court suit by Daimler in which the Stuttgart-based motor giant would have a fair chance of success.

The Daimler-MBB link is due to dominate today's annual meeting of Daimler-Benz in West Berlin.

Daimler is set to absorb MBB into its fledgling Deutsche Aerospace group, one of three operating subsidiaries to be set up beneath the Daimler holding company under a restructuring plan which will be debated at the meeting.

In view of falling group profits and doubts about the management strategy behind the company's diversification into the aerospace and defence technology, shareholders' discussions are expected to be more than usually animated.

Both Daimler and MBB are trying to play down the importance of the new group in terms of its size and competitive position. The MBB brochure makes the point that Daimler-Benz and MBB together will add only 40,000 employees to the 338,000 workers at Daimler. In comparison, Siemens and Volkswagen employ 359,000 and 260,000 respectively.

Mr Gustav Bittner, a senior MBB executive dealing with international partnership programmes, says the merger is not aimed at taking away business from other European aerospace groups. He points out that work-sharing has already been decided in international collaboration ventures in which MBB is involved, such as the Airbus 330/340 airliners and the European Fighter Aircraft. The Daimler-MBB link adds up simply to "improving the structure" of the German aerospace industry, Mr Bittner says.

This low-key view contrasts with more visionary statements by Mr Reuter in which he has set down the objective of building up "systems leadership" in aerospace at present held (in Europe) by Britain and France. For future generations of joint aerospace projects, Mr Reuter is clearly suggesting that Daimler will be bidding for business at present held by British and French groups.

Another point of discussion at today's Daimler meeting in Berlin is likely to be the proposal outlined by Mr Haussmann last week to limit the power of banks over industrial companies.

Following a theme which has periodically exercised public opinion during the last few years, Mr Haussmann has suggested a 15 per cent ceiling for banks' company stakes. This would require the Deutsche Bank to unload nearly half its 28 per cent shareholding in Daimler.

Mr Haussmann's suggestion may be part of a move to show that, by giving the green light to the Daimler-MBB deal, he would also be cracking down on the unusual power combination represented by Daimler and Deutsche Bank.

Mr Wolfgang Kartte, the head of the Cartel Office, has, however, pointed out this week that a new law to require banks to sell off large industrial shareholdings would be impractical at the moment. An attack on the banks' industrial stake could not be carried out at a time when German industry was preparing to face additional competition from a more integrated European economy, Mr Kartte said.

Instead, he favoured a regulation requiring that banks' board members could no longer sit on the supervisory boards of companies which competed with each other – at present, a common practice.

# Hatibudi sells 50% UE stake

By Wong Sulong in Kuala Lumpur

HATIBUDI, a private company operated by Malaysia's ruling United Malays National Organisation, Umno, has sold its entire 50 per cent stake in fast-growing United Engineers for a substantial profit.

According to a senior Umno source, the shares in UE were sold at 7 ringgit a share. Hatibudi owns 25m ordinary shares of UE and 37.5m units of convertible loan stock, and at 7 ringgit, the sale would raise 437.5m ringgit ($162m).

Hatibudi bought the shares and convertible loan stock at less than 60m ringgit in 1986, as part of a major restructuring scheme for the then loss-making UE.

Following the Hatibudi takeover, UE was given the contract by the Malaysian Government to build and collect tolls for the 770-kilometre, 3.5m ringgit North-South Highway and, as a result, the company has made a dramatic turnaround.

The senior Umno source said the Hatibudi stake in UE was placed out to institutional investors recently by the government assignee, but he did not identify the buyers.

The Umno assets, including the party's 37-storey headquarters, are currently being held by the government assignee, following a legal dispute among party members which led to the party's deregistration early last year.

The party has since been reconstructed by Mr Mahathir Mohamad, the Prime Minister, but the assets continue to remain under the government assignee, although the party has said it plans to apply to the courts to repossess its assets.

UE, which was set up by the British more than a hundred years ago, recorded group pre-tax profits of 46.8m ringgit for last year.

# LTA passes on dividend

By Jim Jones in Johannesburg

LTA, one of South Africa's largest construction and civil engineering groups, almost doubled its operating profit in the past financial year, but has again not declared a dividend because of concern over debt, interest rates and claims against contracts.

Turnover advanced to R1.66bn ($600m) in the year to March 31 this year from the preceding year's R1.24bn. The operating profit before interest and tax increased to R20m from R10.3m and the pre-tax profit rose to R14.9m from R9.3m. Earnings doubled to 48 cents a share from 24 cents.

LTA's earthworks and construction divisions both increased their profits and are forecasting further improvements this year.

In contrast, some of the building interests registered losses, while profits from civil engineering fell.

Mr HK Davies, the chairman says any improvement in LTA's debt and interest burden will be felt later rather than earlier in the year.

LTA is controlled by Anglo American Corporation, South Africa's largest mining house.

**Investments in Germany**

As more and more institutional investors pursue multicurrency strategies to reduce portfolio volatility and improve total returns, West Germany is attracting increased attention as fertile ground for investment opportunity.

The German economy – the largest in the New Europe – features corporations with an impressive degree of stability and resilience, continued leadership at the forefront of advanced technology, and an uncompromising commitment to product and service quality.

Hypo-Bank – Germany's oldest publicly-quoted bank and one of the nation's leading universal banks – offers direct access to the growing potential of this lucrative market. The Bank's expert teams of researchers, securities analysts, economists and portfolio managers pool their long experience and market knowhow to provide our clients with the finest in performance-oriented investment decision-making.

To find out how you too can profit now from the many investment opportunities in Germany, just contact one of our two specialized teams of professionals in Munich:

Institutional Investment Services:
Peter Strubreiter, Telephone: (89) 2366-8614, Fax: (89) 2366-8426, Telex: 5213886.

Portfolio Management Services:
Andreas Muth, Telephone: (89) 2366-8661, Fax: (89) 2366-8589, Telex: 5214113

HYPOBANK
Bayerische Hypotheken- und Wechsel-Bank Aktiengesellschaft

Investment Banking in the finest Royal Tradition

HYPO-BANK, Bayerische Hypotheken- und Wechsel-Bank AG, Theatinerstrasse 11, D-8000 Munich 2

# Great Eagle helped by new rental properties

By Michael Marray in Hong Kong

GREAT EAGLE, the Hong Kong-listed property development and investment group controlled by the Lo family, has reported profits after tax and minorities of HK$375m ($48.12m) for the six months to 31 March. This was helped by a HK$240.33m exceptional item arising from the still-to-be-completed sale of the Tregunter residential development.

Buoyant market conditions during the period, and the bringing on stream of several new properties for rent, saw operating profits rise to HK$85.2m from HK$20.4m.

A statement from the company said that the HK$1.8bn Tregunter transaction, in which a luxury block of flats is being sold to Malaysian entrepreneur Mr Lee Ming Tee's Allied Properties Group, is scheduled to take place on 31 July.

The deal was agreed in February. Since then events in China have cast a shadow over the local property market. Transactions have ground to a halt in anticipation of a drop in sale prices.

The rental market for both residential and office space is, however, seen as remaining strong. Great Eagle said in a statement that the local property market continued to have good potential. It said that planning work was proceeding on a multibillion-dollar urban renewal scheme in Kowloon, in which Great Eagle holds a 70 per cent stake. Minority shareholders include the British P&O group, Japanese trading house C. Itoh and the Chicago Pritzker family.

● Park Lane Hotels International, a Hong Kong hotel group, has acquired the 178-room Grand Bay Hotel in New York and is taking a stake in a A$450m (US$347m), 580-room joint venture hotel to be built in Sydney.

**PARGESA HOLDING S A**
**(Incorporated in Switzerland)**

**NOTICE TO HOLDERS OF WARRANTS TO PURCHASE BEARER SHARES OF SFR 1,000 EACH OF PARGESA HOLDING S.A. (the 'Issuer')**

NOTICE IS HEREBY GIVEN to the holders of the above-mentioned Warrants that further to a decision of the Issuer to issue 108.500 bearer shares and 108.500 registered shares and pursuant to Section 3.02 of the Warrant Agreement dated July 15, 1986 between the Issuer and Banque Internationale à Luxembourg S.A. acting as Warrant Agent, the exercise price for the above-mentioned warrants has been adjusted from SFR 2,240 to SFR 2,224 per bearer share. The effective date of such adjustment is June 20, 1989.

by: Banque Internationale à Luxembourg S.A.
as Warrant Agent

*This announcement appears as a matter of record only.*

**U.S. $68,000,000**

**Term Loan**

GRUPO CEMENTOS MEXICANOS

Provided by

International Finance Corporation

with

Algemene Bank Nederland N.V.

and

Banque Internationale à Luxembourg

June, 1989

## INTERNATIONAL CAPITAL MARKETS

# UK securities firms closer to gaining Tokyo SE seats

By Robert Thomson in Tokyo

THE troublesome matter of Tokyo Stock Exchange seats for two British firms, Barclays de Zoete Wedd (BZW) and James Capel Pacific, appears to be near the end of its journey through Japan's long and winding halls of commerce, after almost two years of impatient prodding by the British Government.

A hint from the head of the stock exchange, a positive forecast yesterday from an unidentified Japanese Ministry of Finance official in the local press, and a few winks and nods to British officials suggest the seats will probably be available for the taking by the two firms next summer.

A BZW representative said yesterday: "We have our fingers crossed. We have been patiently gearing up for this."

Mr Roger Atkins, the managing director of James Capel Pacific, has not been told anything officially. But has noticed the positive signs and hopes the seats will be occupied "some time next year."

Mr Atkins, along with many Japanese officials, has been surprised by the energy committed to the cause by the British Government, whose ministers never fail to raise the issue when visiting Tokyo.

He said the issue had become a "matter of principle" for the Government, but the vehemence in presentation had been, on occasion, "embarrassing."

The prickly issue arose when the Tokyo exchange failed to offer BZW, the broking arm of Barclays Bank, and James Capel memberships in December 1987, when 16 other foreign firms were seated.

The stock exchange took note of the constant complaints but argued there was simply no room in the cluttered exchange for new companies. There were suggestions that the two British firms would have to wait in hope of a consolidation by smaller Japanese traders or for the reform of computer trading.

**PLANS to allow more foreign securities firms to become members of the Tokyo Stock Exchange will be unveiled at the Paris summit meeting of the Group of Seven nations in mid-July, Reuter reports.**

***However, the firms will not* be admitted before summer next year, according to the Japanese Ministry of Finance.**

**The ministry said the move was aimed at preventing international friction, especially with the UK. It added that discussion with the Tokyo exchange on the details would begin soon.**

It appears the extension of computer trading will eventually provide the solution.

The stock exchange has a committee examining the problem and indications are that smaller trades by leading companies will be computerised. The trading floor would than remain the privilege of companies with large turnover.

But these are sensitive matters within the Japanese financial community, and are yet to be put to a vote by exchange members. The members are supposed to determine collectively their own destiny and some oppose a lesser role on the trading floor.

Therefore there is a certain degree of caution among British officials, who realise it would be a loss of face for TSE members if the matter were presented as complete before they formally presented their opinions.

The issue is expected to be discussed at bilateral meetings next month. Japanese officials are known to feel it would be a positive move to present a polished proposal to Mrs Margaret Thatcher, who has taken a personal interest in the subject, when she visits Tokyo in September.

Curiously, however, another party with a vested interest is the Hokuriku Bank, a regional bank based in western Honshu, the main Japanese island.

The bank has been waiting three years for approval from the Bank of England for a London branch licence and officials are fully aware that one of the reasons for the delay is what they call "politics" – the BZW and James Capel problem.

While the Bank of England does not want the issue to be seen as one of crude reciprocity – a branch licence swapped for a couple of TSE seats – the Hokuriku Bank is aware that debate within the Tokyo exchange and Ministry of Finance over the British cases is crucial to their cause.

The bank, regarded as one of the most successful of Japan's 64 regional banks and ranked by deposits as 78th in the world, is almost certain to be the next Japanese bank to gain a London licence.

The cost of the seats is yet to be determined, but the 16 foreign companies accepted in December 1987 were expected to pay a Y1.2bn ($8.5m) membership fee.

Results for the firms, which joined six other foreign seat holders, have been mixed, with Salomon Brothers, the most successful of the securities companies, making the majority of its profits from bonds.

Salomon turned in pre-tax profits of Y7.6bn in the six months ended March 1989, having suffered crash-induced losses of Y5.8bn a year earlier. The next most profitable foreign firm was Goldman Sachs, which made a Y1.82bn profit for the six months.

Mr Atkins, of James Capel, said the advantages of a seat on the Tokyo stock exchange included not having to pay a 20 per cent commission to members for share deals and the prestige, which is particularly important in attracting Japanese clients. He added that the awarding of seats next summer would be acceptable to the company as long as it was given enough notice to make adequate preparations.

# LTOM to launch long-dated index option

By Katharine Campbell

THE London Traded Options Market will next Monday launch a long-dated option on the FT-SE index.

The new instrument will bear a one-year maturity and will be "American style," which allows a holder to exercise an option at any time during its life. The longest FT-SE option currently available on the exchange runs for four months.

At the same time, the London International Financial Futures Exchange is altering the specifications of its FT-SE future, so that the price quoted in the pits is expressed in identical terms to the real-time equity index itself. The futures price was previously quoted at a tenth of the index level.

Both moves are the product of surveys undertaken separately by the two exchanges, designed to focus on ways of boosting business in products which have vastly underperformed their potential.

In the LTOM's case, the recent level of interest in long-term equity market risk management via warrants and over-the-counter index products – a niche profitably promoted by Bankers Trust and others – prompted officials to consider an exchange-traded alternative.

One official noted that investors who wanted to sell back their warrants to the issuer before maturity often received a poor price.

If the exchange can create a liquid product it ought to help even-out the pricing structure in what, up until now, has generally been an issuer's market.

The LTOM plans to review the product in December, when options with six- and nine-month maturities might be added.

Liffe has concluded that a one-year future is not yet warranted.

Other index products are also being mooted. The LTOM is examining a two- or three-year option on the FT All Share index, the benchmark for most fund managers.

Following the excitement surrounding index participations in the US, the London exchange has completed a study on their applicability for the home market. IP's are a way for institutional and private investors alike to trade what is effectively a basket of stocks parcelled into a single tradeable instrument.

While significant tax and regulatory hurdles remain in the UK, those brokers which do not view the new investment vehicles as a threat to their underlying equity business are enthusiastic.

# Omnicom considers Euro-issue

By Nikki Tait

OMNICOM, the world's fourth largest advertising agency group, said yesterday it was considering making a $100m Euro-convertible subordinated debenture issue.

Timing of the issue has not yet been decided and depends on market conditions. However, it is possible the issue could go ahead this week. The company has recently seen institutional investors in Zurich and Geneva, and directors of the US-based group were in London yesterday to speak to investors.

The issue is being handled by Morgan Stanley, the US investment bank, and Swiss Bank Corporation. Last November Omnicom made a slightly smaller convertible issue in the US.

Omnicom recently took over Boase Massimi Pollitt, the UK agency and marketing service, in a "white knight" deal which topped a rival offer from the French Boulet Dru Dupuy Petit group.

The £125m ($195m) bid, which was declared wholly unconditional last week, left Omnicom with gearing – on the basis of net debt to share capital – of about 48 per cent.

Yesterday, Omnicom said the figure might drop to less than 40 per cent if certain disposals of BMP units took place.

Mr Bruce Crawford, Omnicom chairman, added that the company had been discussing possible future options with the management of Ammirati & Puris, the US agency which became part of BMP in 1987.

"In time," he said, "I expect they'll make their wishes known."

Analysts in London suggest that Ammirati is the one area where significant client conflicts with Omnicom might arise – although Mr Crawford stressed that no problems had arisen "in the eyes of any Omnicom clients."

## FT INTERNATIONAL BOND SERVICE

Listed are the latest international bonds for which there is an adequate secondary market.

Closing prices on June 27

| US DOLLAR STRAIGHTS | Issued | Bid | Offer | Change on day | Change on week | Yield |
|---|---|---|---|---|---|---|
| B.F.C.E. 9¼ 95 | 150 | 101⅜ | 102⅛ | +0⅛ | +1 | 8.83 |
| Brit. Tel. Fin. 9⅛ 98 | 250 | 102⅝ | 103⅛ | 0 | +0⅛ | 8.90 |
| BP America 9¾ 99 | 250 | †104¼ | 104¾ | +0¼ | +0⅛ | 9.02 |
| Canada 9 96 | 1000 | 102¼ | 102¾ | +0⅛ | +0⅛ | 8.48 |
| Canadian Pac 10¼ 99 | 150 | †101⅜ | 102⅜ | 0 | 0 | 10.03 |
| C.C.C.E 9¼ 95 | 300 | 101⅜ | 102⅛ | +0¼ | +0⅞ | 8.80 |
| C.N.C.A 9⅛ 93 | 150 | 100⅞ | 101⅛ | +0⅛ | +0⅝ | 6.06 |
| Credit National 8¼ 93 | 200 | 97⅝ | 98⅜ | +0⅜ | +0⅛ | 8.91 |
| Credit National 7⅜ 92 | 100 | 95⅞ | 96⅜ | +0⅛ | +0⅛ | 8.97 |
| Credit National 9½ 92 | 160 | 102 | 102⅜ | +0¼ | +0¼ | 8.74 |
| Dai-Ichi Kan 9⅝ 92 | 150 | 101⅜ | 101¾ | +0⅜ | +0½ | 9.04 |
| Denmark 7⅛ 92 | 500 | 95¼ | 95¾ | +0¼ | +0½ | 9.06 |
| E.E.C. 7 91 | 100 | 95¼ | 96¼ | +0¼ | +0⅝ | 8.86 |
| E.E.C. 7¼ 93 | 250 | 95 | 95¾ | +0¼ | +0⅜ | 8.83 |
| E.E.C. 10 93 | 140 | 103½ | 104 | +0¼ | +0⅝ | 8.76 |
| E.I.B. 9⅝ 97 | 150 | 103⅜ | 103¾ | +0¼ | +1 | 8.75 |
| Eurofima 10⅛ 93 | 100 | †104⅛ | 104½ | +0⅛ | +0⅝ | 8.72 |
| Elec. De France 9⅝ 98 | 200 | 101 | 101½ | +0¼ | +1⅛ | 8.78 |
| Elec. De France 9½ 99 | 200 | 104⅜ | 104⅞ | +0½ | +1½ | 8.78 |
| Finland 7⅞ 97 | 200 | 94½ | 95 | 0 | +0⅜ | 8.84 |
| Finland 9 96 | 250 | †100⅜ | 101 | +0¼ | +0⅛ | 8.82 |
| Fien.Exp.Cd. 8¾ 92 | 200 | 98½ | 99 | +0¼ | +0½ | 9.01 |
| Finn. Exp. Cd. 9¼ 95 | 200 | 101¼ | 102¼ | +0⅛ | +0⅞ | 8.93 |
| Finn. Exp.Cred.10⅝ 91 | 100 | 101⅜ | 102⅜ | −0⅛ | −0⅛ | 9.25 |
| Ford Motor Credit 8 91 | 250 | †97½ | 98 | 0 | 0 | 9.42 |
| Gen.Elec.Cap.Corp. 9 93 | 500 | †99½ | 100 | 0 | +0⅛ | 9.04 |
| Gen. Elec.Cap.Crp.10 1/291 | 300 | 102 | 102½ | 0 | +0¼ | 8.98 |
| Gen.Mtrs.Corp. 9⅛ 92 | 200 | 99⅝ | 100¼ | +0⅛ | +0½ | 9.12 |
| IBM Credit Corp. 8⅞ 91 | 250 | 99⅞ | 100⅜ | +0⅜ | +0½ | 8.77 |
| IBM Credit Corp. 9½ 92 | 250 | 101⅜ | 102 | +0⅛ | +0½ | 8.69 |
| IBM Credit Corp. 10 92 | 200 | 103⅛ | 103⅝ | +0⅛ | +0⅝ | 8.60 |
| Italy 9½ 95 | 1000 | 102⅝ | 103⅛ | +0⅜ | +0⅜ | 8.87 |
| Italy 9⅝ 99 | 1000 | – | – | – | – | – |
| Japan Dev. Bank 10 96 | 200 | 105¾ | 106⅜ | +0⅝ | +0⅞ | 8.79 |
| L.T.C.B.of Japan 9¼ 92 | 200 | 100⅝ | 101⅛ | +0⅜ | +0⅝ | 8.90 |
| Metropolis Tokyo 9½ 93 | 200 | 101½ | 102⅛ | +0¼ | +0⅝ | 8.87 |
| Nippon Tel.&Tel. 9⅜ 98 | 250 | 103⅜ | 103⅞ | +0⅝ | +1¼ | 8.80 |
| Norway 8¾ 93 | 500 | †99⅜ | 99⅞ | +0⅛ | +0¼ | 8.85 |
| Portugal 8¼ 91 | 300 | †97¼ | 98¼ | +0¼ | +0⅜ | 9.51 |
| Prudential Crp. 8⅜ 94 | 125 | 99⅜ | 99¾ | 0 | 0 | 8.87 |
| Sumitomo Bank 9⅝ 92 | 150 | †101 | 101½ | +0½ | +0½ | 9.13 |
| Sweden 7 91 | 250 | 96⅛ | 96½ | +0⅞ | +0⅝ | 8.86 |
| Sweden 8¾ 96 | 200 | 99¾ | 100⅜ | +0½ | +0⅞ | 8.74 |
| Sweden 8½ 92 | 200 | †98½ | 99 | 0 | +0⅜ | 8.95 |
| Toyota 9½ 91 | 200 | 101⅛ | 101½ | +0¼ | +0⅜ | 8.87 |
| Victorian Rep 11⅛ 92 | 150 | 105⅝ | 106 | 0 | +0⅛ | 9.21 |
| World Bank 7 92 | 300 | †95¾ | 96¼ | +0½ | +0½ | 8.76 |
| World Bank 9 97 | 300 | 101¼ | 101⅜ | +0¼ | +1⅛ | 8.73 |
| World Bank 9 93 | 300 | 100¾ | 101⅛ | +0⅛ | +0⅝ | 8.73 |
| World Bank 9¼ 98 | 300 | 103 | 103⅜ | +0¼ | +1⅜ | 8.71 |
| World Bank 9⅝ 99 | 500 | 105⅞ | 106¼ | +0½ | +1¼ | 8.74 |
| World Bank 9¾ 96 | 300 | 104⅞ | 105¼ | +0¼ | +0⅜ | 8.53 |
| Average price change... | On day +0⅛ on week +0⅜ | | | | | |

| DEUTSCHE MARK STRAIGHTS | Issued | Bid | Offer | Change on day | Change on week | Yield |
|---|---|---|---|---|---|---|
| Asian Dev. BK. 6 94 | 200 | 95⅛ | 95⅞ | −0⅛ | −0⅜ | 7.01 |
| Austria 6¾ 99 | 750 | 98⅞ | 99 | −0⅛ | −0⅜ | 6.91 |
| Bank of Tokyo 5¾ 93 | 100 | 95⅝ | 96¼ | +0⅜ | +1⅜ | 7.05 |
| Commerzbank o/s. 5⅜ 93 | 300 | 95⅛ | 95⅞ | +0⅛ | 0 | 6.79 |
| Credit Foncier 6⅛ 99 | 500 | 98⅞ | 99 | −0¼ | −0⅜ | 7.91 |
| Degussa Int. 6⅛ 97 | 200 | 96 | 96½ | 0 | +0⅛ | 6.72 |
| E.I.B 5½ 98 | 150 | 90⅜ | 91⅛ | −0⅛ | 0 | 6.93 |
| E.I.B. 6¼ 99 | 600 | 95 | 95⅝ | 0 | −0⅛ | 6.92 |
| E.I.B. 6⅛ 96 | 300 | 95⅞ | 96½ | 0 | −0⅛ | 6.84 |
| E.I.B. 6½ 99 | 300 | 96¼ | 97½ | −0⅛ | −0⅛ | 6.91 |
| E.I.B. 6⅞ 95 | 300 | 100¼ | 101 | −0¼ | −0⅛ | 6.74 |
| Euro.Coal& Steel 5⅞ 97 | 175 | 93¾ | 94 | 0 | −0⅛ | 6.97 |
| Eurofima 6¼ 96 | 100 | 95⅝ | 96⅜ | +0¼ | +0⅜ | 6.99 |
| Elec De France 5¾ 97 | 300 | 93⅛ | 93¾ | −0⅛ | 0 | 6.86 |
| Forsmark Krtg. 5½ 93 | 200 | 93⅝ | 94¼ | 0 | +0⅛ | 7.07 |
| Hydro-Quebec 6¼ 99 | 300 | 98⅞ | 99⅛ | −0⅛ | −0⅛ | 6.89 |
| Japan Dev. Bk. 5⅜ 95 | 300 | 95⅝ | 96⅜ | +0½ | +1⅜ | 6.21 |
| Japan Finance 5¾ 97 | 100 | 92⅝ | 93⅛ | 0 | −0½ | 7.00 |
| Ireland 6½ 97 | 300 | 96⅛ | 96¾ | 0 | +0⅜ | 7.09 |
| Malaysia 6¼ 94 | 150 | 96⅛ | 96⅞ | 0 | 0 | 7.10 |
| Nat. West BK. PLC 6 98 | 300 | 93⅝ | 94⅛ | +0⅜ | +0½ | 6.97 |
| N.H.L. Finance 6¼ 95 | 200 | †95⅞ | 96⅛ | +0⅜ | +1⅜ | 7.07 |
| Nippon Telg.&Tel. 6 95 | 400 | 96⅛ | 96⅜ | +0⅛ | +0½ | 6.32 |
| Oesters. Kontbk. 5 93 | 300 | 95¼ | 96 | +0½ | +0⅛ | 6.39 |
| Portugal 5¾ 92 | 150 | 96¼ | 97 | −0⅛ | −0⅛ | 6.99 |
| Portugal 6⅝ 95 | 150 | 98⅛ | 98⅝ | −0⅛ | 0 | 6.96 |
| Privatbanken 5¼ 93 | 150 | 93⅝ | 94 | −0¼ | −0½ | 7.28 |
| Royal Insurance 5½ 92 | 300 | 96 | 96½ | +0⅛ | −0⅛ | 7.02 |
| Soc Cent Nuclear 7¼ 95 | 150 | 99⅞ | 100⅝ | 0 | 0 | 7.20 |
| Turkey 6½ 95 | 500 | 94⅝ | 95⅜ | +0⅛ | +0¼ | 7.58 |
| Union Bk.Finland 5½ 94 | 200 | 95¼ | 95¾ | +0⅛ | −0⅛ | 6.66 |
| Westlb. Finance 5 93 | 200 | †93¼ | 93⅝ | 0 | 0 | 7.06 |
| World BK. 6¼ 97 | 600 | 97¼ | 97⅝ | −0⅛ | −0½ | 6.85 |
| Average price change... | On day 0 on week +0 | | | | | |

| SWISS FRANC STRAIGHTS | Issued | Bid | Offer | Change on day | Change on week | Yield |
|---|---|---|---|---|---|---|
| African Dev. Bk. 5 96 | 150 | †95 | 95⅜ | +0⅜ | +1⅛ | 5.81 |
| Asfinag 5 03 | 100 | †91 | 92 | −0¼ | −3⅜ | 5.90 |
| B.F.C.E. 4½ 98 | 200 | †92 | 92½ | −0¼ | +0¼ | 5.61 |
| B.M.W.Fin.Neth. 5 13 | 150 | †88¼ | 88½ | 0 | −0¼ | 5.92 |
| Britannia B/S. 4¼ 94 | 100 | †92¼ | 92¾ | −0⅛ | −0¼ | 6.04 |
| CIR. Int. W/W 3 93 | 125 | †93½ | 93⅝ | +0⅛ | −0¼ | 4.83 |
| Credit Lyonnais 4¾ 00 | 100 | †90¼ | 90¾ | 0 | +0⅛ | 5.96 |
| E.I.B 4⅜ 98 | 150 | †91½ | 92 | −0¼ | +0⅜ | 5.83 |
| Fletcher Chall. 4¾ 98 | 150 | †90¾ | 91½ | +0¼ | +0⅞ | 6.21 |
| Kobe City 4⅜ 98 | 150 | †92¼ | 92¾ | −0¼ | +0¼ | 5.71 |
| Leeds Perm. B/S. 4⅛ 93 | 200 | †93¼ | 94 | +0⅛ | +0⅛ | 5.97 |
| Malaysia 5¼ 98 | 100 | †91 | 91¼ | +1 | +4 | 6.58 |
| Maxwell Comm.Crp. 5 95 | 150 | †89¾ | 90 | −0¾ | −0¼ | 7.14 |
| Nat. Bk. Hungary 5½ 94 | 75 | †94 | 95 | −0¼ | −0½ | 6.72 |
| Nationwide Ang.B/S. 4 93 | 200 | †91¼ | 92 | −0¼ | 0 | 6.38 |
| Nippon Telg.&Tel.4⅛ 95 | 200 | *93⅝ | 93⅞ | 0 | +0⅜ | 5.49 |
| Oesters.Kttk. 5 03 | 75 | †91½ | 92½ | 0 | −1⅛ | 5.85 |
| Prov. Newfoundland 5 03 | 150 | †92 | 92¾ | 0 | −0⅝ | 5.79 |
| Thailand 4⅝ 95 | 200 | †91 | 93 | 0 | 0 | 6.25 |
| World Bank 5 03 | 150 | †94 | 95 | +0½ | 0 | 5.57 |
| Average price change... | On day 0 on week +0⅛ | | | | | |

| YEN STRAIGHTS | Issued | Bid | Offer | Change on day | Change on week | Yield |
|---|---|---|---|---|---|---|
| Canada 6½ 91 | 80 | 101 | 101¼ | 0 | 0 | 5.37 |
| Canada 5⅝ 93 | 80 | 101⅛ | 101⅜ | 0 | +0¼ | 5.27 |
| Eurofima 5 1995 | 20 | 98 | 98⅛ | 0 | +0⅜ | 5.35 |
| E.I.B. 4⅞ 93 | 30 | 98¼ | 98½ | 0 | +0¼ | 5.36 |
| Ireland 5½ 93 | 30 | 99⅛ | 99¼ | −0⅛ | 0 | 5.27 |
| Norway 5½ 95 | 50 | 98⅞ | 99⅛ | 0 | +0⅛ | 5.33 |
| Sweden 4⅝ 93 | 50 | 97⅜ | 97⅝ | −0⅛ | +0¼ | 5.35 |
| World Bank 5½ 98 | 10 | 97⅛ | 98¼ | −0⅛ | +0⅛ | 5.43 |
| Average price change... | On day 0 on week +0⅛ | | | | | |

| OTHER STRAIGHTS | Issued | Bid | Offer | Change on day | Change on week | Yield |
|---|---|---|---|---|---|---|
| Abbey Nat. 11⅛ 95 £ | 100 | †96⅜ | 97⅛ | 0 | −0⅛ | 12.36 |
| Aegon 7¾ 92 Fl | 100 | 101¼ | 101¾ | +0½ | 0 | 7.78 |
| Alg. Bk. Ned. 5¾ 93 Fl | 200 | 94½ | 95½ | +0½ | +0⅜ | 7.36 |
| Austria 7½ 94 ECU | 100 | 95⅝ | 96⅛ | 0 | −0⅛ | 8.58 |
| Bk.Nova Scot.14⅜ 90 A$ | 75 | 95 | 96 | 0 | −0⅛ | 18.03 |
| Barclays Aus.13½ 91 A$ | 100 | 95⅛ | 95½ | +0⅛ | +0⅝ | 16.01 |
| Belgium 8⅛ 94 Ecu | 150 | 97⅞ | 98¼ | 0 | −0⅛ | 8.64 |
| BP Capital 9¾ 93 £ | 100 | 93 | 93¾ | +0½ | +0⅜ | 12.08 |
| British Airways 10 98 £ | 100 | 90¼ | 90½ | +1¼ | +0⅜ | 11.83 |
| Bukmano-Tet. 6½ 93 Fl | 100 | 95½ | 96¼ | +0⅜ | +0⅜ | 7.59 |
| Comm.Bk.Aust. 12⅝ 93A$ | 100 | †93 | 93½ | 0 | 0 | 15.00 |
| CrLocal France 9¼ 92Ecu | 100 | 101¼ | 101⅝ | 0 | −0⅜ | 8.65 |
| Dent.Bk.Aus. 13⅛ 93 A$ | 125 | 95½ | 96 | +0¼ | +1⅛ | 14.67 |
| Deutsche Bk.Fin. 15 94 A$ | 100 | 101⅜ | 101¾ | +0⅛ | −0⅛ | 14.47 |
| Eastman Kodak 13 90 A$ | 100 | 95 | 95¼ | 0 | −0¼ | 17.87 |
| E.I.B. 7 96 LFr | 100 | 96½ | 97½ | −0¼ | 0 | 7.58 |
| E.I.B. 9 99 Ecu | 150 | 101¼ | 102⅛ | 0 | 0 | 8.68 |
| Eurofima 7⅝ 94 Ecu | 100 | 95¼ | 96¼ | 0 | −0½ | 8.70 |
| Export Dv.Crp.8¾ 92Ecu | 100 | 99¼ | 100¼ | −0⅛ | −0⅜ | 8.73 |
| Fed.Bus.Dv.Bk.9¼ 92 C$ | 75 | †98⅜ | 98⅞ | −0¼ | +0⅛ | 10.30 |
| Fed.Bus.Dv.Bk.10½ 93C$ | 50 | 100⅛ | 100⅝ | +0¼ | −0⅜ | 10.38 |
| Ferrv. Stato 7¾ 93 Ecu | 100 | 96¼ | 96¾ | 0 | −0¼ | 8.83 |
| Ford Cr.Can.10¾ 93 C$ | 100 | †100½ | 101 | −0½ | +0⅛ | 10.45 |
| Ford Cred.Can.10¾ 96C$ | 125 | – | – | – | – | – |
| Ford Cred.Fnnd.10⅛ 93£ | 60 | 94⅝ | 95⅛ | +0⅜ | +0⅜ | 12.29 |
| Ford Mtr.Cred.7⅞ 93Ecu | 100 | 97 | 97⅜ | 0 | 0 | 8.81 |
| G.M.A.C.Canada 11 3/494C$ | 100 | 103½ | 104⅛ | −0⅛ | −0⅛ | 10.69 |
| Heineken 7⅜ 94 Fl | 150 | 100⅝ | 101⅛ | 0 | +0½ | 7.70 |
| Hydro-Quebec 11 99 C$ | 400 | 104⅝ | 104⅞ | 0 | −0½ | 10.22 |
| Lloyds Bank 10¼ 98 £ | 150 | 90 | 90½ | +0⅛ | 0 | 12.10 |
| Lloyds Bank 11⅛ 98 £ | 100 | 94½ | 95½ | +1 | +0¼ | 12.31 |
| Montreal Tst.10¼ 93 C$ | 100 | †99¼ | 99¾ | −0⅛ | +0⅜ | 10.90 |
| Morgan Gaur.Tst. 11 91 C$ | 150 | †100 | 100⅜ | +0¼ | +0⅜ | 10.71 |
| Nat. Aus. Bk. 14⅜ 94A$ | 100 | 99⅜ | 100 | 0 | +0⅛ | 14.79 |
| New Zealand 9½ 93 £ | 100 | 91¼ | 91¾ | +0⅜ | +0⅛ | 12.39 |
| Phillips Gleoil. 6 93 Fl | 300 | 95½ | 96 | +0⅛ | +0¼ | 7.23 |
| Privatbanken 7½ 94 LFr | 500 | 97⅞ | 98⅜ | −0⅜ | 0 | 7.91 |
| Royal Bk.Scot.10⅝ 98 £ | 125 | †92 | 92½ | −0⅛ | −0¼ | 12.14 |
| Saskatchewan 9⅞ 91 C$ | 150 | †99⅛ | 99 | −0⅛ | +0⅛ | 10.56 |
| Saskatchewan 10¼ 93 C$ | 200 | 99¼ | 99¾ | −0½ | −0½ | 10.36 |
| State Bk.NSW. 13⅞ 93A$ | 100 | 95⅛ | 95⅝ | +0⅜ | +0¼ | 15.31 |
| Sweden 15 94 A$ | 100 | 101½ | 102 | 0 | −0⅜ | 14.40 |
| Toyota Mtr.Cr.11⅛ 92C$ | 150 | 102⅛ | 102⅝ | −0⅛ | +0⅜ | 10.37 |
| World Bank 13½ 92 A$ | 100 | 99⅛ | 99⅝ | +0¼ | +0½ | 13.61 |
| Zentrspk. 13¼ 93 A$ | 75 | †94¾ | 95¼ | +0¼ | +0½ | 14.86 |

| FLOATING RATE NOTES | Spread | Bid | Offer | C.dte | C.cpn |
|---|---|---|---|---|---|
| Alliance & Leic.Bld 94 £ | .08 | 99.99 | 100.04 | 18/07 | 13.08 |
| Bank of Greece 99 US | 0¼ | 99.69 | 99.79 | 8/09 | 10.62 |
| Belgium 91 US | 0 | 100.20 | 100.30 | 19/08 | 9.38 |
| Cheltenham & Gloucester 94 £ | .063 | 99.88 | 99.93 | 30/08 | 14.06 |
| Credit Foncier 98 US | .063 | 100.25 | 100.35 | 20/10 | 10.16 |
| Dresdner Finance 99 DM | .031 | 99.98 | 100.08 | 27/07 | 6.59 |
| EEC 3 92 DM | 0 | 100.67 | 100.77 | 20/08 | 5.63 |
| Halifax BS 94 £ | .1 | 100.00 | 100.05 | 6/08 | 12.97 |
| Invt. In Industry 94 £ | 0¼ | 100.02 | 100.12 | 24/08 | 14.06 |
| Leeds Perm. B/S. 94 £ | 0⅜ | 100.12 | 100.17 | 13/07 | 13.34 |
| Midland Bank 01 £ | .1 | 98.38 | 98.72 | 11/08 | 12.97 |
| Milk Mkt.Brd. 5 93 £ | 0¼ | 100.02 | 100.07 | 30/06 | 13.06 |
| New Zealand 5 97 £ | .07 | 99.99 | 100.08 | 22/08 | 13.19 |
| State Bk. New. 98 US | .188 | 100.51 | 100.61 | 11/08 | 9.87 |
| Woolwich Equit.BS. 93 £ | 0¼ | 100.15 | 100.20 | 13/07 | 13.37 |
| Woolwich 5 95 £ | 0⅛ | 100.00 | 100.05 | 22/08 | 13¼ |
| Average price change... | On day +0.00 on week +0.04 | | | | |

| CONVERTIBLE BONDS | Cnv. date | Cnv price | Bid | Offer | Chg. day | Prem |
|---|---|---|---|---|---|---|
| Alcoa 6¼ 02 US | †8/87 | 62 | 117½ | 118½ | −0⅞ | 8.18 |
| Amer. Brands 7¾ 02 US | 9/87 | 56.7 | 126 | 127 | −1⅛ | 0.84 |
| Ashikaga Bank 2¼ 02 US | †4/87 | 967. | 124 | 125 | +1 | 2.47 |
| Asics 5 92 DM | 12/83 | 472.7 | 249½ | 251 | 0 | 5.85 |
| CBS. Inc. 5 02 US | 4/87 | 200. | 106⅜ | 107⅜ | +0⅛ | 2.27 |
| Primerica 5¾ 02 US | 4/87 | 66.75 | 68¼ | 69¼ | −0⅛ | 94.92 |
| Eng.China Clay 6½ 03 £ | 9/88 | 4.8 | 103¼ | 104¼ | +0⅛ | 3.39 |
| Fujitsu 3 99 US | 5/84 | 1106. | 220 | 221 | −3⅜ | −2.13 |
| Land Secs. 6¾ 02 £ | 6/87 | 6.72 | 96⅛ | 97⅛ | −0⅛ | 11.47 |
| Minolta Camera 2¼ 94DM | 2/86 | 1004. | 110½ | 112⅛ | −0½ | 7.89 |
| MCA Inc 5½ 02 US | 9/87 | 69.62 | 97⅛ | 98⅛ | −0⅛ | 12.00 |
| Mitsubishi Bk. 3½ 04US | 5/89 | 3266. | 94 | 95 | 0 | 3.28 |
| Mitsui Trust 2⅜ 01 US | 10/86 | 1903. | 119⅛ | 120⅛ | +0⅛ | 5.39 |
| Next Plc 5¼ 03 £ | 11/87 | 4.3 | 98½ | 99½ | +0⅛ | 208.40 |
| Nkbl Mop.Bk.2¾ 03 US | 4/88 | 804. | 114 | 115 | −0½ | −4.90 |
| Osaka Talend 2¾ 02 US | 4/87 | 1310. | 260½ | 261½ | −5 | −0.73 |
| Rank Hovis 4¾ 05 £ | 1/88 | 3.5 | 128¼ | 129¼ | 0 | −1.61 |
| Reliant 7¾ 02 £ | 1/87 | 5.4 | 186¼ | 187¼ | +0¼ | 0.95 |
| Scatchd&Sdch.4¼ 03 £ | †10/89 | 4.41 | 90½ | 91½ | −0¼ | 27.81 |
| Sumitomo Bank 3½ 04 US | 2/89 | 429L | 83⅝ | 84⅝ | +0⅛ | 15.63 |
| Toray Ind. 2¾ 02 US | 9/87 | 82.87 | 75⅝ | 76⅝ | −0¼ | 52.02 |
| W.R. Grace 6¼ 02 US | 9/87 | 42.12 | 93½ | 94½ | −0⅛ | 24.21 |

* No information available-previous day's price

† Only one market maker supplied a price

Straight Bonds: The yield is the yield to redemption of the mid-price; the amount issued is in millions of currency units except for Yen bonds where it is in billions. Change on week – Change over price a week earlier.

Floating Rate Notes: Denominated in dollars unless otherwise indicated. Coupon shown is minimum. C.dte = Date next coupon becomes effective. Spread – Margin above six-month offered rate (†three-month; §above mean rate) for US dollars. C.cpn – The current coupon.

Convertible Bonds: Denominated in dollars unless otherwise indicated. Chg. day – Change on day. Cnv date = First date of conversion into shares. Cnv. price – Nominal amount of bond per share expressed recurrency of share at conversion rate fixed at issue. Prem = Percentage premium of the current effective price of acquiring shares via the bond over the most recent price of the shares.

© The Financial Times Ltd., 1989. Reproduction in whole or in part in any form not permitted without written consent.
Data supplied by DATASTREAM International.

*This announcement appears as a matter of record only*

**MILLS SUB, INC.**

**a wholly-owned subsidiary of Macmillan, Inc.**

**$148,950,000**

secured financing due December 31, 1998

*Structured and Arranged by*

**Midland Montagu**

*Funds Provided by*

**Bank of America NT&SA** — **The Daiwa Bank, Ltd.**

**The Long-Term Credit Bank of Japan, Limited**

**Société Générale** — **Midland Bank plc**

**National Australia Bank Limited** — **The Sumitomo Bank, Limited**

**Swiss Bank Corporation**

MIDLAND MONTAGU

**Agent**
**Midland Montagu**
**New York**

April 1989

**PORTER CHADBURN INC.**

**a wholly-owned subsidiary of**

**PORTER CHADBURN plc**

*has acquired*

**LORD LABEL GROUP**

*Acquisition Finance and Working Capital*

*arranged by*

**Midland Montagu**

*provided by*

**Midland Bank plc**

**New York**

MIDLAND MONTAGU

May 1989

# Long gilt prices surge as base-rate fears subside

By Norma Cohen in London and Karen Zagor in New York

UK GOVERNMENT bond prices staged a spectacular rally yesterday with long-term issues rising as much as two points on better than expected trade data, which boosted sterling and allayed fears that a further base-rate rise was imminent.

The UK current account and trade data showed deficits of £1.32bn and £1.72bn respectively, against the average market forecast of shortfalls of £1.7bn and £2.1bn.

## GOVERNMENT BONDS

Dealers said short covering boosted prices slightly ahead of the trade data, with a big buying spree occurring immediately after the figures were released.

However, in spite of the high volume of business many participants appeared to be domestic speculative accounts, which purchase paper for short-term profits.

Any further gains will depend on concrete signs that interest rates are headed downward – unlikely in view of current inflation data, no matter what improvement is seen on the trade front.

In addition, yields on some key long-term issues have reached levels that investors will be reluctant to depress further. For instance, the yield on the 11¾ per cent stock due 2003/2007 briefly fell through 10 per cent before recovering to close at 10.028 per cent. It closed on Monday at 10.274 per cent.

■ JAPANESE government bond yields eased as the dollar slipped below Y140, following the pattern seen in recent weeks in which currency considerations override all others.

The benchmark No.111 traded at a yield of 5.39/38 per cent after closing yesterday in London at 5.42 per cent and at 5.40 per cent in Tokyo. Dealers said that activity in JGBs in Tokyo and abroad had been dulled by the current high short-term interest rates which forced investors to carry positions at negative returns.

Yesterday, for instance, three-month negotiable CDs were yielding 5.48/53 per cent, as much as 10 basis points more than returns on 10-year bonds.

Meanwhile, dealers reported little disruption stemming from last week's upset of the ruling Liberal Democratic Party in local elections, with foreign investors rather than domestic investors focusing on political developments.

While the LDP may well lose in further elections in the next few weeks, the defeats are not expected to result in changes to economic or monetary policy.

■ SWEDISH government bond prices closed little changed although yields rose initially following the Swedish Debt Office's SKr3bn issue in 11-year bonds.

An average yield of 11.28 per cent was set on the bond, which has an 11 per cent coupon. This compared with a yield of 11.26 per cent on Monday's closing price for 10-year bonds. There are no other 11-year government bonds on the market.

However, yields eased later in the day following news of a smaller than expected 0.3 per cent rise in Swedish producer prices in May, below the 1 per cent rise recorded in April.

The Debt Office said it had received bids worth Skr5.64bn. Accepted bids ranged between yields of 11.19 and and 11.31 per cent.

Foreigners who will be eligible to purchase government securities from July 1 were not able to buy bonds in the auction as their payment date is June 30.

An average yield of 11.28 per cent was set on the bond. This compared with a yield of 11.26 per cent on Monday's closing price for 10-year bonds.

■ US TREASURY bonds traded on a firm note after slipping to their Monday levels following a rumour, quickly denied, that Mr Alan Greenspan, the Federal Reserve chairman, had suffered a heart attack.

The bond market picked up again after the Fed reported that Mr Greenspan had been admitted to hospital for heat stroke following a strenuous tennis match.

Immediately after the rumour hit the market the Treasury's benchmark 30-year long bond dropped to stand unchanged from Monday's close. By early afternoon it was up ⅜ point at 108⅜, yielding 8.09. The Fed did not enter the market and Fed funds stood at 9¼ per cent.

The dollar traded at about Y140.50, below its Monday highs, throughout the morning in choppy trading in New York. However, by early afternoon the US currency was above the Y141 level at Y141.05 and DM1.9556, compared with Y141.15 and DM1.9579 in late Monday New York trading.

The bond market now seems impervious to the more moderate fluctuations of the dollar. In the past week bonds have risen consistently on the back of both a higher and lower US currency.

In the absence of any economic news, yesterday's debt market was focused on the $8.75bn two-year note auction.

The market was also expecting further evidence of a weakening of the US economy from today's release of the index of leading economic indicators.

Analysts expect the index to show a decline of 0.9 per cent in May. In April the index rose 0.8 per cent after a drop of 0.6 in March.

### BENCHMARK GOVERNMENT BONDS

| | | Coupon | Red Date | Price | Change | Yield | Week ago | Month ago |
|---|---|---|---|---|---|---|---|---|
| UK GILTS | | 13.500 | 9/92 | 105-27 | +1 | 11.28 | 11.49 | 11.20 |
| | | 9.750 | 1/98 | 95-24 | +1 16/32 | 10.52 | 10.70 | 10.37 |
| | | 9.000 | 10/08 | 95-16 | +2 | 9.51 | 9.68 | 9.38 |
| US TREASURY * | | 9.125 | 5/99 | 106-23 | +14/32 | 8.12 | 8.32 | 0.00 |
| | | 8.875 | 2/19 | 108-20 | +20/32 | 8.10 | 8.30 | 8.63 |
| JAPAN | No 111 | 4.600 | 6/98 | 95.2472 | +0.174 | 5.39 | 5.50 | 5.48 |
| | No 2 | 5.700 | 3/07 | 105.1958 | +0.097 | 5.14 | 5.19 | 5.11 |
| GERMANY | | 7.000 | 2/99 | 101.8000 | -0.200 | 6.73 | 6.71 | 6.98 |
| FRANCE | BTAN | 8.000 | 1/94 | 95.6111 | -0.247 | 8.91 | 8.90 | 8.96 |
| | OAT | 8.125 | 5/99 | 96.6900 | -0.150 | 8.63 | 8.64 | 8.82 |
| CANADA * | | 10.250 | 12/98 | 105.5000 | -0.125 | 9.36 | 9.48 | 9.76 |
| NETHERLANDS | | 7.000 | 3/99 | 99.0750 | -0.025 | 7.13 | 7.12 | 7.47 |
| AUSTRALIA | | 12.000 | 7/99 | 91.8886 | -0.331 | 13.54 | 13.69 | 13.93 |

London closing. *denotes New York morning session
Yields: Local market standard. Prices: US, UK in 32nds., others in decimal

*Technical Data/ATLAS Price Sources*

# Wells Fargo in fund link with Nikko

By Anatole Kaletsky in New York

WELLS FARGO, the San Francisco bank which has become the biggest single force in US indexed investment and programme trading, will be transferring the bulk of its worldwide fund management activities into a joint venture with Japan's Nikko Securities.

Wells Fargo announced yesterday that Nikko had agreed to pay about $125m in cash for a 50 per cent interest in a newly-formed joint venture which would incorporate both Wells Fargo Investment Advisors and Wells Fargo Bank Advisors Trust Division.

Wells Fargo said the venture would become the "first large-scale global investment management firm focused on quantitative investment."

The two Wells Fargo investment businesses, which had nearly $70bn under management at the end of 1988, made a net profit of $13m in 1988. Wells Fargo said it expected to post a pre-tax gain of about $110m once the transaction with Nikko was completed.

Thus Nikko will be paying about eight times book value and 19 times net earnings for its share in the businesses. The high price probably reflects the growing interest in passive investment methods and programme trading among Japanese investors.

This interest, in turn, reflects the growing availability and use of futures, options and derivative products in the Japanese markets.

In the early 1980s Wells Fargo Investment Advisors was one of the pioneers of stock index arbitrage, or programme trading, as well as portfolio insurance. These techniques were widely believed to have aggravated the 1987 stock market crash and suffered considerable criticism as a result.

But Wells Fargo saw only a small net reduction in its funds under management after the crash. Last year the firm was extremely successful in promoting two other computer-driven investment products – indexed funds and tactical asset allocation models.

# Du Pont $250m dollar straight leads clutch of new names

By Katharine Campbell

IT WAS a day of new or relatively new names for the Eurobond markets yesterday, some meeting a better reception than others.

Du Pont, the chemicals company and a comparatively rare visitor to the Euromarkets, brought a $250m five-year straight issue. But several market participants sounded disgruntled at the terms, even given the name's novelty.

## INTERNATIONAL BONDS

With a 9.00 per cent coupon and a launch price of 102.33, lead manager Goldman Sachs said the initial spread over comparable Treasuries amounted to 51 basis points.

Other players characterised the terms as much too aggressive, citing a previous three-year deal, also finely priced, where the spread over Treasuries had widened substantially after the launch. They also felt the lead manager was supporting the deal quite considerably.

Goldman admitted: "The upwards move in the Treasury market has bailed us out a little."

In its defence, the manager added that the mandate had been won on ferocious bidding by a hair's breadth at just half a basis point lower than the next best bid.

Meanwhile, T.C. Ziraat Bankasi, the state-owned Turkish bank, launched a 12-year $140m puttable dollar floating-rate note with a stepped coupon, initially paying 1⅜ per cent over the six-month London interbank rate.

This marks the first time Turkey has launched an FRN in the Euromarkets and the issue is also the first bond for Ziraat that does not carry an explicit government guarantee.

Bankers Trust, the lead manager, noted that it had taken considerable work to develop buyers outside the group of traditional lenders to the country. Other market sources said they presumed the deal was essentially pre-placed, particularly given the stepped coupon, which reduces tradeability.

Also in the dollar sector, J.P. Morgan led a $200m seven-year straight issue for Electricity Corp of New Zealand Finance that was generally judged fair by the market. It marked 18-month-old Electricity Corp's debut in the Euromarkets.

Yielding 97 basis points above comparable government securities the lead manager quoted a price mid-afternoon of less 1.50 to the issue price, comfortably within fees of 1⅞.

In the Australian sector Credit Suisse First Boston's IBM Australia Credit issue of A$75m met with a cold shoulder from many of the traditional houses in the sector, which contended that a spread 55 basis points below semi government bonds was – in the words of one – "totally mispriced." They also suggested it was too close to recent deals, given the calm over this area of the Euromarkets at the moment.

The deal appeared not to be supported by the lead manger and was trading outside fees at a discount of less 1¼ to the issue price, although just inside the launch spread.

International Paper made a foray into the French franc market which, because of the relative unfamiliarity of the market with US companies, struggled a bit.

Lead manager BNP said the FFr500m five-year deal, which bears a 9⅜ per cent coupon, was trading on fees at a discount of 1⅞ to the issue price of 101.50. The launch spread over a dull OAT market was 77 basis points.

The financing, which is not swapped, arises from an acquisition in France earlier this year.

### NEW INTERNATIONAL BOND ISSUES

| Borrower | Amount m. | Coupon % | Price | Maturity | Fees | Book runner |
|---|---|---|---|---|---|---|
| **US DOLLARS** | | | | | | |
| E.I. Du Pont de Nemours♦ | 250 | 9 | 102.33 | 1994 | 1⅞/1¼ | Goldman Sachs Int. |
| Electricity Corp.N.Zealand♦ | 200 | 9⅜ | 101⅝ | 1996 | 1⅞/1¼ | J.P. Morgan Secs. |
| T.C. Ziraat Bankasi(e)‡♦ | 140 | 1⅜ | 100 | 2001 | 1¼/¾ | Bankers Trust Int. |
| Nichimen Corp.(f)¢♦ | 300 | 4 | 100 | 1993 | 2¼/1½ | Daiwa Europe |
| **AUSTRALIAN DOLLARS** | | | | | | |
| IBM Australia Credit♦ | 75 | 15¼ | 101⅝ | 1993 | 1¾/1⅛ | CSFB |
| **FRENCH FRANCS** | | | | | | |
| International Paper Co.♦ | 500 | 9⅜ | 101½ | 1994 | 1⅞/1¼ | BNP Capital Markets |
| **SWISS FRANCS** | | | | | | |
| Ohbayashi Road Constr(a)§★★ | 70 | (⅜) | 100 | 1994 | 1⅝ | Nomura Bank (Switz) |
| Nichimen Corp.(b)§★★♦ | 100 | ⅜ | 100 | 1993 | n/a | Citicorp Inv. Bank |
| Uekigumi Co.(c)§★★♦ | 50 | ⅜ | 100 | 1993 | n/a | Citicorp Inv. Bank |
| Asakawagumi Co.(d)§★★♦ | 40 | ⅝ | 100 | 1993 | 1½ | Nomura Bank (Switz) |

★★Private placement. ¢With equity warrants. §Convertible. ‡Floating rate notes. ♦Final terms. a) Indicated yield to put 4.241%. b) Yield to put 4.05%. Coupon indicated at ⅞%. c) Yield to put 4.30%. Coupon indicated at ½%. d) Yield to put 4.074%. Coupon indicated at ⅞%. e) 1⅜ over 6-month Libor, July 1992 reducing to 1¼, July 1995 reducing to 1⅛. Call and put at par on coupon dates from 1992. f) Coupon cut by ⅜% from indication.

# Spanish bank raises $25m via international placing

By Stephen Fidler, Euromarkets Correspondent

BANCO Hispano Americano, Spain's fourth largest commercial bank, has sold 750,000 shares from its own treasury in the international market.

The sale is partly a response to pressure from the Bank of Spain for commercial banks to rid themselves of autocartera, the shares a company owns in itself.

The offering, raising about $25m, was managed solely through Shearson Lehman Hutton. It was aimed, said Shearson, at investors outside the UK, West Germany and Switzerland – the established foreign institutional investor base for the bank.

Hispano, which last November announced a placing of up to 750,000 treasury shares in the Swiss market, is now saying publicly that it has practically eliminated its autocartera.

Shearson said 53 per cent of the issue, placed within 1 per cent of the market price, was placed in Europe (outside the UK, Switzerland and West Germany), 41 per cent in the Far East, mainly in Hong Kong and Japan, and the remainder in South America. A proportion of the offering was placed with retail investors.

The Bank of Spain's campaign against autocartera is partly based on the potential it has to limit the central bank's policy of encouraging consolidation in the Spanish banking sector. It could also discourage the build-up of sufficient capital to meet new international standards, and brings charges that some companies – banks are not the only holder of their own stock – use it to influence their share prices.

● Banco Hispano Americano is to buy a stake of up to 4 per cent in Ercros, Spain's biggest chemicals and fertiliser group. The bank will also gain boardroom representation.

Ercros was formed last October when Union Explosivos Rio Tinto merged with the Cros group.

# LONDON MARKET STATISTICS

## FT-ACTUARIES SHARE INDICES

**These indices are the joint compilation of the Financial Times, the Institute of Actuaries and the Faculty of Actuaries**

| | EQUITY GROUPS & SUB-SECTIONS (Figures in parentheses show number of stocks per section) | Tuesday June 27 1989: Index No. | Day's Change % | Est. Earnings Yield% (Max.) | Gross Div. Yield% (Act at (25%)) | Est. P/E Ratio (Net) | xd adj. 1989 to date | Mon Jun 26: Index No. | Fri Jun 23: Index No. | Thu Jun 22: Index No. | Year ago (approx): Index No. |
|---|---|---|---|---|---|---|---|---|---|---|---|
| 1 | CAPITAL GOODS (206) | 965.25 | +0.5 | 10.85 | 4.07 | 11.33 | 14.74 | 960.61 | 959.88 | 969.63 | 788.35 |
| 2 | Building Materials (29) | 1194.73 | +0.9 | 11.90 | 4.33 | 10.38 | 22.32 | 1184.59 | 1190.75 | 1207.03 | 1012.93 |
| 3 | Contracting, Construction (37) | 1629.66 | -0.6 | 14.47 | 4.31 | 9.06 | 38.72 | 1638.91 | 1640.82 | 1651.29 | 1594.81 |
| 4 | Electricals (9) | 2866.13 | -0.1 | 8.33 | 4.02 | 14.82 | 50.60 | 2868.81 | 2867.43 | 2875.13 | 2089.64 |
| 5 | Electronics (31) | 2208.93 | +0.3 | 8.57 | 3.12 | 15.22 | 23.92 | 2202.14 | 2198.91 | 2245.27 | 1782.44 |
| 6 | Mechanical Engineering (54) | 534.14 | +0.5 | 9.96 | 3.98 | 12.35 | 8.04 | 531.61 | 531.14 | 532.42 | 486.61 |
| 8 | Metals and Metal Forming (7) | 518.48 | +0.2 | 19.32 | 5.77 | 5.78 | 3.02 | 517.21 | 519.93 | 521.28 | 476.87 |
| 9 | Motors (17) | 328.98 | +0.3 | 11.29 | 4.62 | 10.39 | 6.83 | 328.07 | 327.58 | 328.18 | 280.85 |
| 10 | Other Industrial Materials (22) | 1641.79 | +1.2 | 9.16 | 4.19 | 13.03 | 26.35 | 1621.59 | 1614.24 | 1622.37 | 1302.96 |
| 21 | CONSUMER GROUP (187) | 1250.68 | +0.8 | 8.85 | 3.61 | 14.13 | 17.90 | 1240.60 | 1237.19 | 1242.44 | 1092.91 |
| 22 | Brewers and Distillers (22) | 1365.73 | +1.1 | 9.95 | 3.54 | 12.63 | 19.41 | 1350.29 | 1351.85 | 1360.79 | 1119.81 |
| 25 | Food Manufacturing (20) | 1106.41 | +0.6 | 9.18 | 3.77 | 13.63 | 17.13 | 1099.71 | 1098.64 | 1103.56 | 990.58 |
| 26 | Food Retailing (15) | 2382.82 | -0.3 | 8.47 | 3.20 | 15.49 | 25.59 | 2389.37 | 2399.55 | 2399.73 | 2008.02 |
| 27 | Health and Household (14) | 2305.37 | +1.1 | 6.43 | 2.58 | 17.65 | 21.50 | 2280.83 | 2245.80 | 2249.38 | 1854.98 |
| 29 | Leisure (33) | 1663.78 | +0.8 | 7.64 | 3.41 | 16.38 | 22.85 | 1650.62 | 1651.07 | 1661.19 | 1338.60 |
| 31 | Packaging & Paper (15) | 562.96 | +0.2 | 10.32 | 4.36 | 12.26 | 8.15 | 561.74 | 563.46 | 566.50 | 519.23 |
| 32 | Publishing & Printing (19) | 3568.65 | +0.3 | 8.63 | 4.65 | 14.63 | 71.88 | 3558.35 | 3577.38 | 3588.16 | 3440.31 |
| 34 | Stores (34) | 827.67 | +1.6 | 10.98 | 4.35 | 11.92 | 14.98 | 814.34 | 811.16 | 816.62 | 806.96 |
| 35 | Textiles (15) | 539.35 | — | 10.98 | 5.38 | 10.98 | 13.42 | 539.51 | 536.71 | 538.45 | 607.17 |
| 40 | OTHER GROUPS (93) | 1149.32 | +1.1 | 9.92 | 4.09 | 12.27 | 13.55 | 1136.65 | 1127.55 | 1129.21 | 989.31 |
| 41 | Agencies (17) | 1420.88 | -0.2 | 7.08 | 2.29 | 17.48 | 14.91 | 1423.63 | 1413.26 | 1412.48 | 1174.92 |
| 42 | Chemicals (22) | 1325.86 | +1.3 | 10.75 | 4.49 | 10.97 | 26.38 | 1309.31 | 1296.39 | 1299.76 | 1089.86 |
| 43 | *Conglomerates* (12) | 1667.77 | +1.1 | 10.88 | 4.86 | 11.68 | 20.16 | 1649.23 | 1641.71 | 1652.34 | 1211.18 |
| 45 | Transport (13) | 2481.62 | +0.8 | 8.50 | 3.63 | 15.29 | 39.22 | 2460.82 | 2448.68 | 2449.37 | 1907.52 |
| 47 | Telephone Networks (2) | 1132.16 | +2.1 | 11.02 | 4.38 | 11.77 | 2.76 | 1109.02 | 1098.54 | 1094.79 | 995.61 |
| 48 | Miscellaneous (27) | 1672.31 | +0.4 | 9.53 | 3.58 | 11.92 | 23.26 | 1665.93 | 1652.92 | 1655.16 | 1171.94 |
| 49 | INDUSTRIAL GROUP (486) | 1168.49 | +0.8 | 9.71 | 3.87 | 12.71 | 16.18 | 1159.11 | 1154.82 | 1160.70 | 975.34 |
| 51 | Oil & Gas (14) | 2125.53 | +1.6 | 10.09 | 5.26 | 13.30 | 51.14 | 2092.44 | 2066.16 | 2081.50 | 1843.66 |
| 59 | 500 SHARE INDEX (500) | 1249.56 | +0.9 | 9.74 | 4.06 | 12.79 | 19.04 | 1238.29 | 1232.26 | 1238.90 | 1048.86 |
| 61 | FINANCIAL GROUP (124) | 739.63 | +1.1 | – | 5.32 | – | 17.62 | 731.38 | 731.10 | 734.42 | 712.31 |
| 62 | Banks (8) | 737.82 | +1.8 | 24.15 | 6.48 | 5.44 | 21.71 | 724.43 | 724.40 | 731.47 | 681.87 |
| 65 | Insurance (Life) (8) | 1064.62 | +0.6 | – | 5.61 | – | 29.86 | 1058.31 | 1059.02 | 1064.21 | 1064.74 |
| 66 | Insurance (Composite) (7) | 582.14 | +1.8 | – | 6.18 | – | 16.75 | 572.05 | 567.89 | 568.96 | 552.77 |
| 67 | Insurance (Brokers) (7) | 972.19 | +1.4 | 7.77 | 6.45 | 17.32 | 31.63 | 959.20 | 954.85 | 961.12 | 1016.58 |
| 68 | Merchant Banks (11) | 332.60 | +1.2 | – | 4.67 | – | 5.93 | 328.72 | 328.75 | 329.57 | 359.04 |
| 69 | Property (52) | 1320.39 | +0.3 | 6.31 | 2.89 | 20.22 | 15.98 | 1316.20 | 1318.73 | 1315.70 | 1233.60 |
| 70 | Other Financial (31) | 354.69 | +0.2 | 11.58 | 6.08 | 10.99 | 8.02 | 353.95 | 356.37 | 359.09 | 384.29 |
| 71 | Investment Trusts (70) | 1164.79 | +0.5 | – | 2.81 | – | 14.25 | 1159.09 | 1152.68 | 1150.87 | 987.98 |
| 81 | Mining Finance (2) | 667.12 | +0.4 | 8.65 | 3.85 | 12.87 | 10.45 | 664.66 | 663.96 | 668.45 | 531.65 |
| 91 | Overseas Traders (8) | 1328.68 | +0.6 | 11.34 | 5.58 | 10.84 | 35.07 | 1321.28 | 1324.39 | 1324.62 | 1161.47 |
| 99 | ALL-SHARE INDEX (704) | 1124.67 | +0.9 | – | 4.21 | – | 18.53 | 1114.48 | 1109.89 | 1115.46 | 961.06 |

| | Index No. | Day's Change | Day's High (a) | Day's Low (b) | Jun 26 | Jun 23 | Jun 22 | Jun 21 | Jun 20 | Year ago |
|---|---|---|---|---|---|---|---|---|---|---|
| FT-SE 100 SHARE INDEX‡ | 2206.4 | +26.8 | 2207.5 | 2173.8 | 2179.6 | 2167.5 | 2180.8 | 2172.2 | 2164.8 | 1856.9 |

## FIXED INTEREST

| | PRICE INDICES | Tue Jun 27 | Day's change % | Mon Jun 26 | xd adj. today | xd adj. 1989 to date |
|---|---|---|---|---|---|---|
| | **British Government** | | | | | |
| 1 | 5 years | 117.12 | +0.62 | 116.62 | 0.22 | 6.18 |
| 2 | 5-15 years | 131.02 | +1.38 | 129.24 | – | 6.96 |
| 3 | Over 15 years | 142.50 | +2.00 | 139.71 | – | 7.09 |
| 4 | Irredeemables | 163.79 | +1.12 | 161.98 | – | 7.32 |
| 5 | All stocks | 129.25 | +1.19 | 127.81 | 0.08 | 6.81 |
| | **Index-Linked** | | | | | |
| 6 | 5 years | 135.89 | +0.19 | 135.63 | – | 1.36 |
| 7 | Over 5 years | 133.19 | +0.94 | 131.95 | – | 1.88 |
| 8 | All stocks | 133.28 | +0.88 | 132.12 | – | 1.82 |
| 9 | Debentures & Loans | 112.76 | -0.13 | 112.90 | – | 5.91 |
| 10 | *Preference* | 87.59 | -0.02 | 87.61 | – | 3.10 |

| | AVERAGE GROSS REDEMPTION YIELDS | | Tue Jun 27 | Mon Jun 26 | Year ago (approx.) |
|---|---|---|---|---|---|
| | **British Government** | | | | |
| 1 | Low | 5 years | 9.98 | 10.08 | 9.39 |
| 2 | Coupons | 15 years | 9.44 | 9.64 | 9.46 |
| 3 | | 25 years | 9.28 | 9.45 | 9.23 |
| 4 | Medium | 5 years | 10.90 | 11.19 | 9.84 |
| 5 | Coupons | 15 years | 9.90 | 10.12 | 9.66 |
| 6 | | 25 years | 9.47 | 9.65 | 9.42 |
| 7 | High | 5 years | 11.04 | 11.31 | 9.92 |
| 8 | Coupons | 15 years | 10.13 | 10.33 | 9.83 |
| 9 | | 25 years | 9.66 | 9.83 | 9.52 |
| 10 | Irredeemables | | 9.32 | 9.42 | 9.47 |
| | **Index-Linked** | | | | |
| 11 | Inflation rate 5% | 5yrs. | 3.84 | 3.89 | 2.79 |
| 12 | Inflation rate 5% | Over 5 yrs. | 3.75 | 3.81 | 3.86 |
| 13 | Inflation rate 10% | 5 yrs. | 3.05 | 3.10 | 1.78 |
| 14 | Inflation rate 10% | Over 5 yrs. | 3.58 | 3.64 | 3.69 |
| 15 | Debs & | 5 years | 12.01 | 12.08 | 10.86 |
| 16 | Loans | 15 years | 11.69 | 11.67 | 10.81 |
| 17 | | 25 years | 11.37 | 11.35 | 10.77 |
| 18 | Preference | | 10.32 | 10.32 | 9.59 |

‡Opening index 2178.5; 10 am 2174.9; 11 am 2174.2; Noon 2186.1; 1 pm 2190.8; 2 pm 2190.4; 3 pm 2194.8; 3.30 pm 2198.9; 4 pm 2206.5 (a) 4.02pm (b) 11.17am † Flat yield. Highs and lows record, base dates, values and constituent changes are published in Saturday issues. A list of constituents is available from the Publishers, The Financial Times, Number One, Southwark Bridge, London SE1 9HL, price 15p, by post 34p.

## RISES AND FALLS YESTERDAY

| | Rises | Falls | Same |
|---|---|---|---|
| British Funds | 100 | 0 | 6 |
| Corporations, Dominion and Foreign Bonds | 17 | 0 | 25 |
| *Industrials* | 387 | 349 | 851 |
| Financial and Properties | 201 | 115 | 345 |
| Oils | 34 | 22 | 37 |
| Plantations | 1 | 2 | 9 |
| Mines | 24 | 74 | 78 |
| Others | 62 | 86 | 95 |
| Totals | 826 | 648 | 1,446 |

## LONDON RECENT ISSUES

EQUITIES

| Issue Price p | Amount Paid up | Latest Renunc. date | 1989 High | 1989 Low | Stock | Closing Price p | + or - | Net Div. | Times Cov'd | Gross Yield | P.E. Ratio |
|---|---|---|---|---|---|---|---|---|---|---|---|
| §140 | F.P. | - | 178 | 140 | ♦Alan Paul 5p | 170 | -3 | 12.5 | 2.6 | 2.0 | 20.5 |
| §110 | F.P. | - | 116 | 111 | ♦Allen | 111 | -1 | L4.2 | 2.8 | 5.0 | 8.6 |
| 165 | F.P. | - | 213 | 198 | ♦Ball (A.H.) 5p | 213 | | L6.0 | 1.9 | 3.8 | 17.0 |
| §100 | F.P. | - | 126 | 108 | ♦Boxmore Intl. 10p | 118 | | u5.2 | 1.9 | 5.9 | 11.4 |
| 175 | F.P. | - | 201 | 185 | Butler Cox 5p | 197 | -1 | L4.0 | 2.5 | 2.7 | 18.4 |
| 180 | F.P. | 23/6 | 218 | 180 | Community Hosp. Grp £1 | 217 | | u4.5 | 1.4 | 2.8 | 19.8 |
| Fl.47 | F.P. | - | £17¼ | £16¼ | DAF N.V. Fl.5 | £16⅞ | -¼ | H02.5 | 1.8 | 4.2 | 13.3 |
| 85 | F.P. | - | 96 | 84 | ♦Diamond Group Hldgs 5p | 95 | | L1.13 | 4.7 | 1.6 | 17.7 |
| 50 | F.P. | - | 65 | 56 | Donelon Tyson 10p | 59 | -1 | u0.75 | 1.6 | 1.7 | 49.3 |
| 130 | F.P. | - | 141 | 130 | ♦Faupel Trading 5p | 133 | -2 | L4.88 | 2.4 | 4.9 | 10.2 |
| §160 | F.P. | - | 183 | 179 | Gowrings 10p | 181 | -2 | 6.66 | 1.5 | 4.9 | 18.3 |
| 160 | F.P. | - | 180 | 160 | ♦Hadleigh Inds. 50p | 180 | +4 | 4.5 | 3.1 | 3.3 | 10.6 |
| † | F.P. | - | 140 | 125 | Hardy Oil & Gas 50p | 136 | +3 | - | - | - | - |
| I76 | F.P. | - | 77 | 65 | ♦Kingspan Gp Ir20p | 76 | | L1.71 | 3.6 | 3.0 | 10.0 |
| §58 | F.P. | - | 66 | 56 | ♦Miskin Group 20p | 58 | -2 | W4L.38 | 4.5 | 3.2 | 7.7 |
| † | F.P. | - | £11⅞ | £11½ | Mitsubishi Tst & Bank Y50 | £11⅞ | | Q16% | 8.2 | 3.0 | 40.8 |
| §55 | F.P. | - | 60 | 55 | ♦Molyneux Estates | 59 | | - | - | - | 77.8 |
| † | F.P. | - | 55½ | 45½ | ♦Oliver Resources ln5p | 49½ | | - | - | - | - |
| 90 | F.P. | - | 108 | 90 | ♦Plastiseal 5p | 101 | | L3.78 | 2.3 | 5.0 | 11.8 |
| §125 | F.P. | - | 152 | 135 | Sheffield Insulations 10p | 148 | | L4.25 | 2.2 | 3.8 | 15.6 |
| 105 | F.P. | - | 120 | 111 | ♦Smith (James) Estates | 119 | | u3.0 | 0.9 | 3.4 | 35.2 |
| §30 | F.P. | - | 39 | 37 | *Tavern Leisure 20p | 37 | | - | - | - | - |
| 200 | F.P. | - | 205 | 203 | Templeton Inv. Tst. Units | 204 | -1 | - | - | - | - |
| §60 | F.P. | - | 67 | 63 | ♦TLS Range 5p | 66 | | u2.7 | 1.1 | 5.5 | 12.8 |
| † | F.P. | - | £86½ | £85½ | Topdanmark DK100 | £86½ | | Q10% | 12.8 | 9.5 | 8.2 |
| §107 | F.P. | - | 130 | 110 | ♦Treatt 10p | 125 | | u3.25 | 2.9 | 3.5 | 13.0 |

## FIXED INTEREST STOCKS

| Issue Price £ | Amount Paid up | Latest Renunc. Date | 1989 High | 1989 Low | Stock | Closing Price £ | + or - |
|---|---|---|---|---|---|---|---|
| ‡ | Nil | - | 65pm | 52pm | Anglo Grp. 9½pc Cv.Bds. 1999 | 58½ | -2 |
| 100p | Nil | - | 4pm | ¼pm | Harland 7¾p (Net) Cv.Pf. £1 | ¼pm | |
| - | F.P. | - | 100 | 98⅞ | N'wide Anglia 12⅞pc 19.3.90 | 98⅞ | |
| - | F.P. | - | 100⅜ | 98⅞ | Do. 13¼pc 23.4.90 | 99⅜ | |
| - | F.P. | - | 100 | 98⅞ | Do. 13pc Bds 14.5.90 | 98⅞ | |
| - | F.P. | - | 100 | 99 | Do. 13⅞pc Bds 4.6.90 | 99⅝ | |
| - | F.P. | - | 100 | 100 | Do. 14⅛pc Bds 2.7.90 | 100 | |
| §99.1 | £25 | - | 28½ | 25 | Do. 4.25pc Index-Linked 2024 | 27½ | +½ |
| §420p | Nil | - | 25pm | 13ppm | Tiphook Units | 13ppm | -2 |
| §100p | Nil | - | 13pm | 6ppm | WPP 8.25p Cv.Rd.Pf. 10p | 6ppm | -½ |

## RIGHTS OFFERS

| Issue Price p | Amount Paid up | Latest Renunc. Date | 1989 High | 1989 Low | Stock | Closing Price p | + or - |
|---|---|---|---|---|---|---|---|
| 9 | 6 | 8/9 | 10¼pm | 7¼pm | Bear Brand | 10¼pm | -¼ |
| 62 | Nil | - | 8pm | 3pm | ♦Eadie Hldgs. | 3pm | |
| 61 | Nil | - | 12pm | 7¼pm | Fife Indmar | 12pm | |
| 10 | Nil | - | 28pm | 13pm | ♦Global Group 10p | 15pm | -3 |
| 78 | Nil | - | 21pm | 9pm | ♦Midland & Scottish Resources | 19pm | |
| 220 | Nil | - | 20pm | 13pm | Plaxton Group | 20pm | |
| 435 | Nil | 4/8 | 74pm | 50pm | RTZ 10p | 64pm | +1 |
| 60 | Nil | 27/7 | 11pm | 8pm | Richardsons Westgarth 10p | 8pm | |
| 8 | Nil | - | ½pm | ¼pm | ♦Southwest Res. A 2p | ¼pm | |

a Annualised dividend. b Figures based on prospectus estimates. d Dividend rate paid or payable on part of capital, cover based on dividend on full capital. g Assumed dividend and yield. s Dividend and yield exclude special payment. u Forecast, or estimated annualised dividend rate, cover based on previous year's earnings. H Dividend and yield based on Prospectus or other official estimates for 1989. L Estimated annualised dividend, cover and p/e based on latest annual earnings. M Dividend and yield based on Prospectus or other official estimates for 1988. N Dividend and yield based on prospectus or other official estimates for 1989/90. Q Gross. R Forecast annualised dividend, cover and p/e ratio based on prospectus or other official estimates. W Pro Forma figures. ¥ Issued by tender. § Offered to holders of ordinary shares as a "rights". † Introduction. § Placing price. †† Reintroduction. ¶ Issued in connection with reorganisation merger or takeover. ‡ Allotment price. ♦ Unlisted securities market. ♦ Official London listing. □ Including warrants settlement. ° Third Market.

## TRADITIONAL OPTIONS

● First Dealings Jun 26
● *Last Dealings* Jul 7
● Last Declarations Sep 28
● For settlement Oct 95

*For rate indications see end of London Share Service*

Calls in Tuskar, Oliver Res, Bear Brand, Poddington, Bougainville, Storehouse, Quadrant, Blacks Leis, Tarmac, IFICO. Puts in Highland Dist, Allied Reat. PC 2Cl

## LONDON TRADED OPTIONS

BRITISH STEEL led the field in Traded Options Market dealings yesterday. It was, in overall market terms, a far more active day than any seen of late, with 56,114 contracts handled, of which 33,952 were calls and 22,162 puts.

The day as a whole was notable for the news that the May UK balance of payments deficit was only £1.3bn – below general expectations. The FT-SE index gained 26.8 points on balance to 2,206.4, its highest closing level since the stock market crash in October 1987.

Dealings in the option on the FT-SE 100 index reached 14,377 contracts, the better part of a quarter of all dealings, and consisting of 6,190 calls and 8,187 puts.

The business in British Steel lay in 4,689 contracts, as the underlying share price rose 1p on the day to 77p. The dealings in the stock lay for the main part in the 80p puts, with the July attracting 2,010 contracts and the January 2,067.

British Petroleum found 3,597 contracts, made up of 2,987 calls and 610 puts, as the price of the share on the underlying market rose 4p to 300p. The October 300 puts – just on the closing price – alone attracted 2,313 contracts.

Racal Electronics, which is caught up in a web of government regulatory moves, saw 2,948 contracts in its options, as well as a 5p gain in price on the underlying market to 456p. The options were split into 1,403 calls and 1,455 puts.

Hanson, the previous day's market leader in options terms did not figure prominently, with 582 contracts. Trusthouse Forte found 2,744 contracts and Cable & Wireless 1,935. British Gas, Guinness and Rolls-Royce also saw activity.

| Option | | Calls Jul | Calls Oct | Calls Jan | Puts Jul | Puts Oct | Puts Jan |
|---|---|---|---|---|---|---|---|
| Alld Lyons (*457) | 420 | 42 | 59 | 66 | 2 | 6 | 9½ |
| | 460 | 12 | 30 | 42 | 13 | 20 | 23 |
| | 500 | 2½ | 14 | 21 | 45 | 47 | 50 |
| Brit. Airways (*210) | 180 | 32 | 38 | 42 | 1 | 2 | 4 |
| | 200 | 13½ | 22 | 28 | 3 | 6 | 8 |
| | 220 | 4 | 12 | 16 | 14 | 16 | 18 |
| Brit Com (*156) | 160 | 12 | 16 | 20 | 10 | 13 | 15 |
| | 180 | 5 | 9 | 11 | 26 | 26 | 26 |
| | 200 | 2 | 4 | 7 | 46 | 46 | 46 |
| Beecham (*639) | 550 | 95 | 117 | 128 | 2 | 4 | 7 |
| | 600 | 48 | 73 | 88 | 5 | 13 | 17 |
| | 650 | 14 | 42 | 57 | 22 | 30 | 35 |
| Boots (*301) | 260 | 44 | 55 | 62 | 1 | 3½ | 5 |
| | 280 | 25 | 38 | 45 | 2 | 7 | 10 |
| | 300 | 10 | 24 | 32 | 8 | 12 | 16 |
| B.P. (*300) | 260 | 42 | 48 | 55 | ½ | 2 | 4½ |
| | 280 | 23 | 29 | 38 | 2 | 5 | 9 |
| | 300 | 7½ | 18 | 23 | 7 | 10 | 16 |
| British Steel (*77) | 70 | 8¼ | 13¼ | 17 | 1¼ | 3 | 4 |
| | 80 | 1¼ | 6 | 11½ | 5 | 6½ | 8¼ |
| | 90 | ½ | 4 | 6½ | 14 | 14 | 14¼ |
| Bass (*1013) | 950 | 72 | 110 | 125 | 3 | 11 | 20 |
| | 1000 | 33 | 75 | 87 | 15 | 27 | 37 |
| | 1050 | 12 | 45 | 60 | 45 | 50 | 60 |
| C & Wire (*514) | 500 | 33 | 62 | 77 | 14 | 25 | 30 |
| | 550 | 10 | 35 | 53 | 45 | 50 | 57 |
| | 600 | 3½ | 22 | 33 | 92 | 92 | 92 |
| Cons. Gold (*1470) | 1400 | 90 | 100 | 120 | 8 | 20 | 27 |
| | 1450 | 48 | 60 | 85 | 23 | 35 | 40 |
| | 1500 | 20 | 35 | – | 45 | 65 | – |
| Courtaulds (*351) | 300 | 55 | 66 | 73 | 2 | 3 | 4 |
| | 330 | 25 | 42 | 49 | 2 | 7 | 10 |
| | 360 | 7 | 23 | 32 | 15 | 18 | 22 |
| Com. Union (*379) | 360 | 24 | 34 | 46 | 3 | 10 | 12 |
| | 390 | 6 | 15 | 26 | 16 | 24 | 28 |
| | 420 | 2 | 5 | – | 42 | 50 | – |
| G.K.N. (*381) | 360 | 47 | 53 | 66 | ¾ | 6 | 8 |
| | 390 | 21 | 31 | 45 | 5½ | 15 | 19 |
| | 420 | 6 | 17 | 29 | 23 | 30 | 34 |
| Grand Met. (*552) | 500 | 58 | 68 | 86 | 1 | 5½ | 9 |
| | 550 | 17 | 32 | 53 | 12 | 20 | 25 |
| | 600 | 2½ | 14 | 25 | 50 | 52 | 55 |
| I.C.I. (*1335) | 1200 | 150 | 170 | 210 | 3 | 10 | 14 |
| | 1250 | 102 | 130 | 170 | 5 | 17 | 22 |
| | 1300 | 58 | 90 | 134 | 10 | 32 | 37 |
| Jaguar (*356) | 300 | 60 | 68 | 79 | ½ | 4 | 8 |
| | 330 | 36 | 46 | 60 | 3½ | 11 | 16 |
| | 360 | 10 | 26 | 41 | 12 | 24 | 28 |
| Kingfisher (*312) | 280 | 36 | 43 | 53 | 2 | 6 | 7 |
| | 300 | 19 | 28 | 38 | 5½ | 11 | 13 |
| | 330 | 4 | 14 | 20 | 23 | 27 | 29 |
| Ladbroke (*580) | 550 | 40 | 64 | 73 | 4½ | 10 | 17 |
| | 600 | 11 | 32 | 43 | 24 | 31 | 38 |
| | 650 | 2½ | 14 | 25 | 72 | 72 | 75 |
| Land Secur (*585) | 550 | 43 | 65 | 80 | 2½ | 8 | 10½ |
| | 600 | 9 | 32 | 47 | 22 | 28 | 30 |
| | 650 | 1 | – | – | 68 | – | – |
| M & S (*197) | 180 | 20 | 30 | 32 | 1 | 3½ | 6 |
| | 200 | 5 | 12½ | 18 | 7 | 8½ | 10 |
| STC (*376) | 330 | 52 | 64 | 76 | 1 | 7 | 10 |
| | 360 | 25 | 42 | 54 | 6 | 15 | 18 |
| | 390 | 9 | 25 | 37 | 20 | 26 | 28 |
| Sainsbury (*257) | 240 | 20 | 32 | 38 | 2 | 4 | 6 |
| | 260 | 7 | 18 | 26 | 7 | 12 | 13 |

| Option | | Calls Jul | Calls Oct | Calls Jan | Puts Jul | Puts Oct | Puts Jan |
|---|---|---|---|---|---|---|---|
| Shell Trans. (*426) | 360 | – | 78 | 83 | – | 3½ | 4 |
| | 390 | 42 | 48 | 63 | 2½ | 7 | 11 |
| | 420 | 18 | 27 | 39 | 9 | 13 | 21 |
| Storehouse (*155) | 140 | 16 | 20 | 24 | 4 | 6½ | 8 |
| | 160 | 5½ | 10 | 16 | 16 | 18 | 20 |
| Trafalgar (*357) | 347 | 18 | 34 | 40 | 5 | 11 | 19 |
| | 377 | 4 | 17 | 23 | 24 | 26 | 32 |
| Utd.Biscuits (*362) | 300 | 66 | 78 | 84 | 1½ | 3 | 4 |
| | 330 | 36 | 52 | 59 | 2 | 5 | 9 |
| | 360 | 12½ | 31 | 38 | 9 | 14 | 19 |
| Unilever (*595) | 500 | 100 | 119 | 129 | 1 | 1½ | 3 |
| | 550 | 51 | 73 | 88 | 2 | 7 | 10 |
| | 600 | 14 | 37 | 53 | 17 | 21 | 26 |
| Ultramar (*316) | 280 | 41 | 50 | 62 | 1 | 6 | 8 |
| | 300 | 22 | 38 | 46 | 5 | 10 | 14 |
| | 330 | 5 | 18 | 28 | 19 | 26 | 28 |
| **Option** | | **Aug** | **Nov** | **Feb** | **Aug** | **Nov** | **Feb** |
| Brit. Aero (*683) | 650 | 50 | 76 | 102 | 11 | 25 | 30 |
| | 700 | 22 | 49 | 75 | 33 | 47 | 52 |
| BAA (*344) | 330 | 25 | 44 | 49 | 5 | 11 | 14 |
| | 360 | 8 | 22 | 33 | 22 | 25 | 30 |
| | 390 | 1½ | 11 | – | 48 | 51 | – |
| BAT Inds (*662) | 600 | 66 | 88 | 107 | 5½ | 17 | 20 |
| | 650 | 33 | 57 | 77 | 20 | 33 | 38 |
| | 700 | 12 | 35 | 53 | 51 | 61 | 66 |
| BTR (*394) | 360 | 41 | 51 | 63 | 1½ | 7 | 9 |
| | 390 | 18 | 31 | 41 | 10 | 18 | 19 |
| | 420 | 5 | 16 | 26 | 28 | 34 | 35 |
| Brit. Telecom (*275) | 260 | 17 | 26 | 29 | 5½ | 6½ | 8 |
| | 280 | 4½ | 14 | 17 | 16 | 18 | 19 |
| | 300 | 1½ | 7 | – | 34 | 35 | – |
| Cadbury Sch (*370) | 360 | 22 | 37 | 51 | 7 | 11 | 14 |
| | 390 | 7 | 21 | 31 | 23 | 27 | 28 |
| Guinness (*524) | 460 | 71 | 86 | 104 | 1½ | 5 | 7 |
| | 500 | 36 | 57 | 74 | 7 | 12 | 18 |
| | 550 | 10 | 27 | 44 | 30 | 35 | 37 |
| GEC (*249) | 220 | 32 | 37 | 42 | 1 | 4 | 5½ |
| | 240 | 15 | 23 | 29 | 6 | 8½ | 11 |
| | 260 | 5 | 12 | 17 | 19 | 20 | 22 |
| Hanson (*216) | 200 | 19½ | 30 | 31 | 1½ | 2½ | 5½ |
| | 220 | 6½ | 15½ | 18 | 8 | 9 | 12 |
| LASMO (*478) | 460 | – | – | 72 | – | – | 20 |
| | 479 | 22 | 48 | – | 18 | 30 | – |
| | 500 | 9 | 34 | 48 | 30 | 40 | 45 |
| P. & O. (*649) | 600 | 62 | 80 | 95 | 3 | 13 | 15 |
| | 650 | 25 | 45 | 62 | 20 | 32 | 35 |
| | 700 | 6½ | 22 | 48 | 55 | 60 | 62 |
| Pilkington (*234) | 220 | 20 | 33 | 38 | 3 | 6 | 10 |
| | 240 | 7 | 20 | 27 | 11 | 14 | 17 |
| | 260 | 2½ | 12 | 18 | 28 | 28 | 29 |
| Plessey (*263) | 240 | 28 | 38 | 41 | 2½ | 4 | 5½ |
| | 260 | 14½ | 23 | 27 | 9 | 9½ | 10½ |
| | 280 | 5 | 9 | 11 | 20 | 21 | 22 |
| Prudential (*175) | 160 | 19 | 24 | 29 | 2 | 4 | 5 |
| | 180 | 6 | 11 | 16 | 8 | 12 | 13 |
| | 200 | 2 | 5 | 8 | 26 | 26 | 28 |
| Racal (*453) | 420 | 45 | 70 | – | 9 | 17 | – |
| | 460 | 22 | 46 | 61 | 24 | 34 | 39 |
| | 500 | 9 | 28 | 44 | 52 | 56 | 61 |
| R.T.Z. (*501) | 453 | 58 | 73 | 90 | 2 | 7 | 11 |
| | 493 | 25 | 42 | 62 | 14 | 20 | 25 |
| | 542 | 5 | 20 | 35 | 43 | 45 | 48 |
| Scot. & New (*334) | 330 | 15 | 29 | 37 | 14 | 20 | 23 |
| | 360 | 7 | 16 | 25 | 35 | 38 | 43 |

| Option | | Calls Aug | Calls Nov | Calls Feb | Puts Aug | Puts Nov | Puts Feb |
|---|---|---|---|---|---|---|---|
| Tesco (*186) | 160 | 30 | 34 | 42 | 1½ | 2½ | 4 |
| | 180 | 13 | 20 | 26 | 5 | 8 | 9 |
| | 200 | 4 | 10 | 14 | 17 | 18 | 19 |
| **Option** | | **Jul** | **Sep** | **Nov** | **Jul** | **Sep** | **Nov** |
| ASDA Grp. (*184) | 160 | 27 | 30 | 34 | 2 | 3 | 4 |
| | 180 | 10 | 14 | 20 | 6 | 9 | 12 |
| Gateway (*237) | 220 | 19 | 19 | 20 | 1 | 1 | 2 |
| | 240 | 5 | 7 | 7 | 6 | 6 | 6 |
| **Option** | | **Jun** | **Sep** | **Dec** | **Jun** | **Sep** | **Dec** |
| Amstrad (*81) | 80 | 3 | 11 | 16 | 1½ | 8 | 11 |
| | 90 | ½ | 7½ | 12 | 10 | 14 | 17 |
| Barclays (*459) | 420 | 40 | 48 | 58 | 1 | 5 | 6 |
| | 460 | 2 | 18 | 30 | 5 | 20 | 21 |
| | 500 | 1 | 5 | 13 | 43 | 52 | 52 |
| Blue Circle (*519) | 500 | 20 | 44 | 58 | 2 | 16 | 19 |
| | 550 | 1 | 18 | 32 | 34 | 40 | 44 |
| | 600 | ½ | 7 | 16 | 84 | 84 | 84 |
| British Gas (*194) | 160 | 34 | 35 | 39 | ¼ | 1½ | 2¼ |
| | 180 | 14 | 15 | 22 | 1 | 4½ | 6 |
| | 200 | ½ | 3¼ | 8¼ | 7½ | 15 | 15 |
| Dixons (*142) | 130 | 13 | 20 | 28 | 1 | 5½ | 9 |
| | 140 | 4 | 14½ | 21½ | 2 | 11 | 15 |
| | 160 | ½ | 7½ | 13 | 19 | 25 | 28 |
| Glaxo (*1434) | 1350 | 85 | 140 | 164 | 1 | 15 | 25 |
| | 1400 | 35 | 102 | 127 | 1 | 29 | 42 |
| | 1450 | 3 | 70 | 98 | 25 | 49 | 59 |
| Hawker Sidd. (*725) | 700 | 27 | 67 | 82 | 2 | 17 | 25 |
| | 750 | 1 | 37 | 50 | 30 | 47 | 50 |
| Hillsdown (*271) | 260 | 12 | 27 | 37 | 1 | 8 | 11 |
| | 280 | ¼ | 14 | 25 | 10 | 17 | 21 |
| | 300 | ½ | 7 | 16 | 30 | 32 | 32 |
| Lonrho (*279) | 257 | 24 | 32 | 40 | 1 | 6 | 9 |
| | 283 | 2 | 15 | 24 | 8 | 16 | 21 |
| | 309 | ½ | 7 | 14 | 35 | 37 | 40 |
| Midland Bk (*350) | 357 | 1 | 12 | – | 9 | 20 | – |
| | 360 | – | – | 22 | – | – | 22 |
| | 390 | 1 | 4 | 10 | 42 | 48 | 48 |
| R. Royce (*199) | 160 | 39 | 46 | 49 | ½ | 1 | 2½ |
| | 180 | 19 | 28½ | 31 | ½ | 4 | 7 |
| | 200 | 1¼ | 13 | 19½ | 4 | 9 | 11 |
| Sears (*117) | 100 | 17 | 22 | – | ½ | 1½ | – |
| | 110 | 7 | 13 | 17 | ½ | 3 | 4 |
| | 120 | ½ | 6½ | 11 | 4½ | 7 | 9 |
| THF (*326) | 280 | 47 | 54 | 64 | ½ | 1½ | 4 |
| | 300 | 27 | 37 | 48 | ¾ | 6 | 8 |
| | 330 | 2 | 17½ | 26 | 9 | 15½ | 19 |
| Thorn EMI (*775) | 700 | 72 | 78 | 100 | 1 | 8 | 13 |
| | 750 | 25 | 42 | 62 | 1½ | 23 | 30 |
| | 800 | – | 20 | 37 | – | 55 | 58 |
| TSB (*111) | 100 | 12 | 14 | 17 | 1 | 2 | 3 |
| | 110 | 1¼ | 5½ | 10 | 2 | 5 | 6 |
| | 120 | ½ | 2½ | 5½ | 10 | 12 | 12 |
| Vaal Reefs (*$78) | 70 | – | 13 | 15 | – | 1½ | 5 |
| | 80 | – | 4 | 8 | – | 8 | 10 |
| Wellcome (*473) | 420 | 54 | 72 | 85 | 1 | 5 | 8 |
| | 460 | 14 | 40 | 57 | 2 | 15 | 20 |
| | 500 | 1 | 21 | 37 | 30 | 35 | 37 |

FT-SE INDEX (* 2207)

| | Calls Jun | Calls Jul | Calls Aug | Calls Sep | Puts Jun | Puts Jul | Puts Aug | Puts Sep |
|---|---|---|---|---|---|---|---|---|
| 1900 | 315 | 327 | – | – | – | ½ | 1 | – |
| 1950 | 265 | 277 | 290 | 303 | ½ | 1½ | 5 | 7 |
| 2000 | 213 | 230 | 242 | 255 | ½ | 2½ | 8 | 9 |
| 2050 | 165 | 180 | 195 | 210 | ½ | 5 | 11 | 14 |
| 2100 | 116 | 135 | 150 | 165 | ½ | 8 | 16 | 22 |
| 2150 | 67 | 90 | 107 | 126 | 1 | 16½ | 27 | 32 |
| 2200 | 20 | 53 | 75 | 97 | 6 | 31 | 40 | 48 |
| 2250 | 2½ | 27 | 50 | 65 | 44 | 58 | 67 | 78 |

June 27 Total Contracts 56,114
Calls 33,952 Puts 22,162
FT-SE Index Calls 6190 Puts 8187
*Underlying security price.

## UK COMPANY NEWS

# Debenham Tewson advances 67%

By Paul Cheeseright, Property Correspondent

DEBENHAM TEWSON & Chinnocks Holdings, the chartered surveyors, rode the buoyancy of the commercial property market in the year to April, recording an increase in pre-tax profits of 67 per cent.

Its figures, announced yesterday, consolidate the trend of higher profits among chartered surveyors set off by Fletcher King on Monday. Savills reports later this week.

Pre-tax profits for 1988-89 were £8.98m compared with £5.37m the previous year, while earnings per share on an enlarged capital were 48 per cent up at 13.75p.

The directors have declared a final dividend of 5p, bringing total payments for the year to 7p against 5p for 1987-88.

Debenham Tewson has been going through a period of rapid expansion since its flotation in July 1987 and latterly has extended its operations into continental Europe through joint ventures.

Expansion and the high level of activity on the property market have been the mainspring of the increased profits. Turnover for each member of staff rose 12.5 per cent over the last financial year to £53,400. But staff costs as a percentage of the total turnover of £38.82m have been reduced to 44 per cent from 46.1 per cent in 1987-88. Other operating costs have been stable.

The company draws only 3 per cent of its turnover from residential property so has been barely affected by the troubles of that particular market.

During the first two months if this year the tempo of activity in the market place has been maintained and Mr Richard Lay, the chairman, looks forward to the rest of the year with what he called "cautious optimism."

Richard Lay: cautiously optimistic for rest of year

### ● COMMENT

Debenham Tewson has been one of the more highly rated stocks in a lowly rated sector.

The market has taken the view that commercial property activity will become more sluggish and rather unfairly lumped operators in the sector in with residential estate agents. But Debenham Tewson has had two extremely good years and is protected to some extent by the spread of its activities and the fact that its costs are under control. Nevertheless, it is doubtful if this year can sparkle like last and 1990-91 could be tough. Brokers are looking for pre-tax profits of up to £11m and earnings per share of 24p, still a healthy increase. After yesterday's 9p rise in the share price to 155p, this puts the stock on a prospective p/e of 6.5.

# Broad Street hopes to bolster shares via £10m earn-out plan

By Andrew Hill

BROAD STREET Group, the public relations, advertising and marketing consultancy, is hoping to restructure deferred payments on four acquisitions to avoid dilution of the group's earnings per share.

The consultancy yesterday announced that pre-tax profits had increased to £2.43m in the year to March 31, more than four times the £556,000 made for the 17 months to the end of March 1988. Earnings rose from 1.16p to 4.03p per share.

The deferred payments – known as "earn-outs" – total £10m in the next two to five years, all payable in shares. Broad Street has been negotiating with the vendors for eight months and now hopes to settle most of the payments in cash, leaving only £1m to be paid in shares.

Mr Michael Preston, group development director, said yesterday: "It's critical to establish confidence in our shares."

As part of what he calls Broad Street's "anti-dilution programme," the group is also considering buying some of its own shares in the market place and varying its company's borrowing powers.

In the first full year since Mr James Gulliver took over as chairman, turnover rose to £15.4m from £11.5m in the previous 17 months. The company is recommending a final dividend of 0.9p, making 1.5p for the year, against 1.1p in the 17-month period.

Some 41 per cent of Broad Street's annual income now comes from financial and investor relations, 21 per cent from corporate PR, 16 per cent from consumer PR and 10 per cent from advertising and design.

Mr Preston said the company hoped to expand still further through cash acquisitions. He said possible targets included companies in specialist trade and technical PR, corporate identity and design, corporate video production, and qualitative market research.

He added that the group was still interested in buying Moorgate, the financial PR subsidiary of Ketson. Broad Street failed to wrest Moorgate from Ketson last month through a hostile consortium bid which shareholders rejected in favour of refinancing proposals.

### ● COMMENT

Although USM-quoted Broad Street cannot yet go into detail about its anti-dilution programme, its intention should dispel market worries about all-share earn-outs. The group's long-term aim is to get the number of shares in issue down to 40m from the current 40.6m and analysts' estimates of a possible 47m assuming full earn-outs. Even in the short term, the scheme should lead to a greater improvement in earnings, on a lower increase in pre-tax profits (because of reduced interest receivable) – £2.9m and 4.4p respectively is the forecast, compared with £3.2m and 4.2p without the earn-out restructuring. In any case, the installation of sounder management and financial controls is already pleasing observers. Broad Street's next move – in six to 12 months – could be to improve incentives for managers of individual subsidiaries. Assuming the restructuring proposals go through, the shares, unchanged yesterday at 38½p, stand on a prospective p/e of about 9. They probably have a little further to go.


OWEN OWEN CHARGE CARD ACCOUNTS INTEREST RATE CHANGE

Recent interest rate movements have made it necessary to revise the interest rate charged to account customers. The new rate charge on Owen Owen Budget Accounts for all methods of payment will be 2.7% per month (equivalent to 37.6% APR).

The new rate charge on Owen Owen Charge Card Accounts where payment is made automatically by a bank will be 2.5% per month (equivalent to 34.4% APR). For accounts where payment is by other methods the interest rate will be 2.7% per month (equivalent to 37.6% APR).

The variances will be reflected in statements produced on or after 6th July 1989.

This notification is in accordance with Clause 12 of the conditions of use for Owen Owen Charge Card.

The creditor under Owen Owen Charge Card is Owen Owen Finance Ltd, NWS House, City Road, Chester X, CH99 3AN.


# Williams director resigns

By Nikki Tait

MR HOWARD DYER, a main board director of Williams Holdings and head of the company's North American operations, is resigning from his position and leaving the group.

Williams said yesterday that Mr Dyer had decided he wanted to return with his family to Europe and that his resignation had been accepted "with understanding and regret".

Mr Dyer will leave the group on July 7. Williams added it had been aware of his impending departure for two months.

The company said that there would be some compensation, but declined to discuss the sum. Mr Dyer's service contract runs for less than one year.

A caretaker manager will be appointed, with a permanent management appointment possible in the second half of the year. Mr Dyer moved to the US about two years ago, having previously been with the group for about six months. He subsequently joined the board.

Williams has substantially enlarged its US operations over the past couple of years, by various acquisitions, both in the paints sector and through the purchase of Pilgrim House. This, in turn, brought in the Kidde fire protection businesses.

However, Williams said yesterday that it had decided to centre its fire protection interests in West London, leaving them outside the responsibility of its North American arm.

# Waterstone still planning expansion

By Maggie Urry

Waterstone, a 31-strong bookshop chain, is expected to announce within the next two weeks whether it has found a partner to help finance its expansion plans. It aims to expand to 100 stores, but the cost of doing so is beyond its internal funding ability.

Mr Tim Waterstone, chairman, refused to comment on speculation that WH Smith, the book, stationery, and newspaper retailer, was the most likely company to take a majority equity stake to provide a cash injection.

Waterstone is reckoned to be the largest company operating under the Business Expansion Scheme. It could still decide to raise extra capital itself without bringing in a partner.

# Suter takes 6% Hartons stake

By Ray Bashford

SUTER, the industrial holding company headed by Mr David Abel, has taken a 6.2 per cent interest in Hartons Group, a plastic distributor and PVC foam maker.

Mr Colin Astin, Hartons managing director, said there had been an association between the companies for "some time", and that he did not "see the shareholding as a threat."

Hartons was seen as a recovery situation, according to Mr Brian Hoare, Suter finance director.

# Stormgard leaps to £1.13m and returns to dividend list

STORMGARD, the textile company which is rapidly diversifying into stationery and office supplies, achieved profits of £1.13m for the year to March 31, up from £501,000 last time, on turnover reduced from £61.26m to £56.37m.

The company also announced a return to the dividend list after a lengthy absence – albeit with, as chairman Peter Holmes admitted, a "modest" 0.1p, payable from earnings of 0.26p (nil) per 10p share.

In line with the group's redirection policy, operating profit from fashion and textiles activities has dropped from £1.53m in 1988 to £733,000 this year, while operating profit from stationery and office supplies rose from £2.07m to £2.27m.

"The reorganisation of the group into the business of stationery, office supplies and print related products has continued to gain momentum during the last financial year, with 74 per cent of our turnover now attributable to those chosen areas," said Mr Holmes.

Gearing has been reduced to below 50 per cent and further acquisitions are being sought.

# Equity & Gen rises to £0.79m

EQUITY & GENERAL, the financial services and motor retailing group, achieved pretax profits of £793,000 in 1988 compared with a restated £474,000.

The results, announced yesterday, were delayed from June 16. During the preparation of the accounts of the leasing business, deficiencies in its accounting and management came to light, Mr LP Altman, the chairman, said. Certain substantial adjustments had therefore been made to reflect understatements of both creditors and bad debt provisions for previous periods. New managers had been appointed to that department and an investigation undertaken.

Mr Altman also announced that the company was currently in negotiation to acquire a Vauxhall Motors main dealership and a contract hire company. The aggregate consideration was likely to be around £1m in cash, shares and loan notes.

A final dividend of 1p (0.95p) is recommended, making a total for the year of 1.5p (1.35p). The directors propose to offer shareholders the option to receive new shares instead. Earnings per 5p share rose from 1.58p to 3.25p.

Turnover for the year was shown as £30.3m (£24m restated), with the motor division at £24.9m (£20.3m) and finance and property at £5.4m (£3.7m). Profits from the two divisions were £1.11m (£880,000) and £1.47m (£748,000) respectively.

Tax took £31,000 (£105,000) and an extraordinary debit of £299,000 (£24,000) related mainly to provisions against investment in unrelated and non-core business activities now ceased.

Looking to the future, the chairman said he was confident of progress both through organic growth and the acquisition programme.


United Kingdom

U.S.$4,000,000,000

Floating Rate Notes Due 1996

In accordance with the provisions of the Notes, notice is hereby given that, for the three month period 28th June, 1989 to 28th September, 1989, the Notes will bear interest at the rate of 9[illegible] per cent. per annum. Coupon No. 12 will therefore be payable on 28th September, 1989, at the rate of US$11,659.72 from Notes of US$500,000 nominal and US$233.19 from Notes of US$10,000 nominal.

S.G. Warburg & Co. Ltd.

*Agent Bank*



in Shops plc

Specialists in *retail and office space management*

Another Record Year
Profits rise by 73%.

*"I am extremely pleased with the progress made by the Group over the last twelve months. The results show substantial growth which has been achieved mainly through the organic expansion of our retail space management operations and I view the future with continued confidence."*

*David Newman*
*Chairman*

| | 1989 | 1988 | |
|---|---|---|---|
| * Pre-tax profit | £2.26m | £1.3m | +73% |
| * Earnings per share | 6.3p | 4.3p | +46% |
| * Dividend | 1.2p | 0.3p | |

The full report and accounts will be posted to shareholders on 29 July 1989. Copies will be available from The Company Secretary, In Shops Plc, Umberslade Hall, Hockley Heath, Solihull B94 5DE






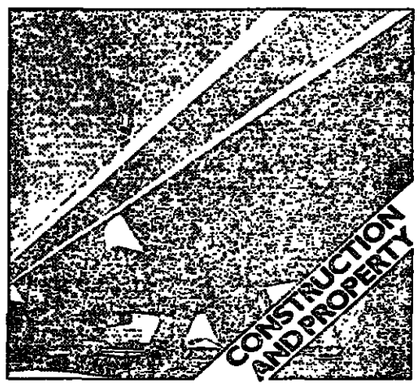


SALES APPROACH £1 BILLION, SUBSTANTIAL GROWTH IN EARNINGS.

Summary points from the Statement by the Chairman, Lord Jellicoe.

- Results show return to improving trend of recent years.
- Balance sheet considerably strengthened as a result of property revaluation in addition to improved profit.
- Businesses reorganised into six divisions; metals, process, offshore, mechanical handling, services, and construction and property.
- Research and development resources strengthened and broadened.
- Activities devoted to solving environmental problems being brought together.
- Forward workload up 26% and encouraging order prospects.
- Confidence in ability to maintain improving trend.

RESULTS FOR THE YEAR WITH EQUIVALENT FIGURES FOR THE PREVIOUS YEAR ARE:

| | 1989 £ million | 1988 £ million |
|---|---|---|
| Turnover | 968 | 796 |
| Profit before tax | 28.8 | 10.5 |
| Earnings per share | 21.2p | 7.4p |
| Dividends per share | 8.5p | 6.25p |

The Annual Report and Accounts will be sent to shareholders in the first week of July and will then be available to others on request from:
**Public Affairs Department,**
**Davy Corporation plc,**
**15 Portland Place, London W1A 4DD.**
**Tel: 01-637 2821.**
**Fax: 01-637 0902.**

The contents of this statement, for which the Directors of Davy Corporation plc are solely responsible, have been approved for the purposes of Section 57 of the Financial Services Act 1986 by an authorised person. Past performance is not necessarily an indication of future performance.

# Coalite unimpressed as Anglo United rises 28%

By David Waller

ANGLO UNITED, the fuel distribution group which is currently bidding £420m for the much larger Coalite company, reported pre-tax profits up 28 per cent to £6.65m in the year to March 31. Earnings bounced up 79 per cent, from 2.26p to 4.05p per share.

The figures were immediately denounced by Coalite, which pointed out that the bulk of the profit came from Anglo's 26 per cent stake in NSM, the former Burnett & Hallamshire mining group which Mr David McErlain, Anglo chairman, helped to restructure.

The NSM stake contributed £4.44m out of a total operating profit of £8.3m (£5.1m), compared to the £3.66m generated by Anglo's mining interests in the previous year.

"Anglo United gives the impression of achievement," argued Coalite, "but the reality is that, stripped of NSM, it is hard pressed to show any significant improvement."

Mr McErlain countered by pointing to growth of 20 per cent in fuel distribution despite the mild winter, which affected Coalite's own performance in this area last year.

However, the 20 per cent growth was achieved on a low base. A breakdown of the £3.8m operating profit figure shows £4.2m coming from fuel and £1m from property, before overheads of £1.4m. Of the £4.2m, £2.2m came from companies acquired during the year.

Turnover expanded 51 per cent to £120.76m. The total dividend is raised to 1.2p (1p) via a recommended final of 1p.

**● COMMENT**

It is difficult to disagree with Coalite's assessment of Anglo's figures: whilst superficially very impressive, further analysis shows that organic growth accounted for little of the surge in earnings and profits. It emerges that the growth of 20 per cent, impressive though it might be against the background of a mild winter, represented an increase of under £2m after juggling with overheads. In this context, it is not surprising that Anglo's bid has been described as audacious. Despite providing grist to the defence mill, it is not clear whether the odds on the bid succeeding or failing are in any way changed in the light of yesterday's figures. Mr McErlain's reputation as a good manager is based on more than the last year at Anglo, and as architect of the B&H restructuring, he can take retrospective credit for NSM's recovery. Besides, he is offering cash, the charm of which has nothing to do with Anglo's recent performance. With Coalite's shares up 1p at 452p, the market clearly expects an increase in the 420p offer: what this means for Anglo's shares remain to be seen. Unchanged at 53p, they are well underpinned given that the NSM stake is worth 45p per share at least, leaving a mere 8p to cover earnings of 5.2p if the company makes a modest £10.5m pre-tax this year. Still, the shares are hardly going to outperform in the short term if the highly leveraged bid goes through.

# Armstrong shares rise as Caparo lifts stake

By Clara Pearson

SHARES IN Armstrong Equipment, industrial fastener and engineering company, rose 10p to 173p yesterday on the announcement that Mr Swraj Paul's Caparo Group had increased its stake from 20.1 per cent to 29.6 per cent.

Caparo, the private investment vehicle for Mr Paul who chairs the engineering concern Caparo Industries, acquired 5m ordinary shares in Armstrong on Monday.

The move raised hopes Caparo would either pass the stake on to a bidder for Armstrong or else use it as a platform to mount an offer itself. Armstrong fought off an £80m hostile offer from Wardle Storeys, plastic sheeting and survival equipment group, six months ago with the support of Caparo.

Analysts said the timing of Caparo's share buying this week was intriguing both on the grounds of Armstrong's current share price level, and since Armstrong last month sold its shock absorbers division to Tenneco, the US diversified industrial group. This division had been thought to be its main attraction to a bidder.

Directors of Caparo could not be contacted yesterday. Mr John Pratt, Armstrong's finance director, said his company had not spoken to Caparo recently and had no inkling of its intentions.

Armstrong's shares have risen from below 150p since Wardle Storey's offer, which was pitched at about 155p and attracted acceptances in respect of about 25 per cent of the shares, lapsed in January.

After the shock absorbers disposal, Armstrong was left with about £40m in cash and had shed about 40 per cent of its business. About half of its remaining activities - industrial fasteners, metal fabrications, and general engineering - are connected with the automotive industry.

# Lonrho renews attack on Bond finances

By Ray Bashford

LONRHO, the UK-based international conglomerate, is preparing to publish fresh allegations about the financial status of the group of companies headed by Mr Alan Bond, the Australian businessman.

The attack on the Bond group is part of a renewed effort to discredit Mr Bond's international financial position which began in November last year, three months after the Australian began building up a 20.4 per cent in Lonrho.

Lonrho launched the first document with the allegation that the Bond group was "technically insolvent" and followed this two months later with a thinner volume which made similar claims.

The document, to be published tomorrow, makes the principal claim that Bond Corporation, Mr Bond's main quoted vehicle, will have a negative net worth on a valuation of operations of A$2.07bn at June 30.

Following its consistent line of attack throughout the campaign, Lonrho says that Mr Bond has failed to reduce his borrowings despite large scale asset disposals of international investments during the past 12 months.

Bond Corporation's borrowings have remained at A$11.9bn (£5.95bn) while asset sales during the year have returned A$3.5bn, the document says. Lonrho's research has concluded also that Bond is paying annual costs of A$1.1bn and that pre-interest earnings are A$374m.

Mr Terry Robinson, the Lonrho director who has orchestrated the attack on Mr Bond, claims that the Australian group is being forced to dispose of assets to meet the difference between the interest charge and pre-interest charges.

His research also concludes that a large number of the asset disposals have been made at significantly below their stated book value.

The total value of Bond Corporation's assets have fallen from A$8.4bn at June 30 last year to A$6.9bn, based on a "commercial valuation" which Mr Robinson has formulated.

A break down of the figure shows that, according to the Lonrho estimate, the Bond brewing interests in Australia and the US have been reduced in book value from A$2.5bn at June 30 last year to an estimated A$1.5bn while media interests have declined from A$1.7bn to A$1.2bn on the same basis.

# Tube strikes will hit profits says Allied Restaurants

By John Ridding

ALLIED RESTAURANTS, the USM-quoted Wimpy franchise-holder and leisure group, yesterday became the first company officially to inform shareholders that strikes on the London Underground would damage its profits.

Mr Richard Carr, chairman, said yesterday that pre-tax profits for the year to July 16 would be below market expectations, which were about £1.2m.

However, the company said that the pre-tax figure was still expected to be in excess of the £805,000 achieved in the last financial year and analysts are now looking for £900,000. Allied shares closed 7p lower at 59p.

According to Mr Carr, the principal cause for the warning was the impact of Underground strikes on its Wimpy business. "Over half of our turnover comes from the West End and several of our sites are near Underground stations and high office population areas."

"We have seen a massive reduction in turnover on strike days as people stay away from work or travel by other means, and costs cannot be constrained."

Other factors in the warning concerned the impact of higher interest rates and the reduction in high street spending. However, Mr Carr said these factors had been evident longer and had been offset by the expansion of the group's leisure activities.

In the current year, the leisure businesses are expected to contribute about 40 per cent of profits, which is envisaged to rise to 60-70 per cent in the following year. The Wimpy restaurants account for the rest.

Allied Restaurants is Wimpy's largest franchise-holder with about 20 outlets. It has been in talks about the purchase of the hamburger chain following the announcement by United Biscuits, Wimpy's parent company, earlier this month, that it is selling off its fast food restaurants.

Mr Carr said yesterday that the current problems are largely "extraordinary" and that Allied Restaurants "was interested in Wimpy at the right price."

Mr Ian Petrie, chief executive of Wimpy International, said that areas, such as the south east, which were suffering from higher mortgage rates had seen slower growth in recent months. However, there "was very sturdy growth in large parts of the country."

# Tiphook/Stena launch fresh assault over SeaCon value

By Andrew Hill

SEA CONTAINERS' latest formal amendments to its bid defence indicate that its shares are worth $56 each, according to Tiphook and Stena.

That compares with the two companies' hostile offer of $50 per share for the Bermuda-registered ferry and container group. SeaCon reckons its rescue plans could realise between $70 to $100 per share for investors.

A letter from SeaCon said yesterday the group was prepared to meet Tiphook, the UK container rental company, and Stena, a privately-owned Swedish ferry operator, but only on certain conditions.

These include Stena and Tiphook:

● being prepared to offer "realistic and competitive pricing";

● providing SeaCon with undertakings that they can fund the bid

The letter again cast doubt on Tiphook and Stena's ability to fund a higher offer. "We . . . have formed the impression that [Stena's bankers] feel fully extended to Stena," the letter said.

In its amendment, SeaCon said debt and the value of redeemable preferred stock should be subtracted from the hypothetical value of $2bn put on the company by Lazard Frères,. SeaCon's merchant bank. The Tiphook/Stena approach is worth $824m cash.

Mr James Sherwood, SeaCon's president, commented early last week that alternatives being considered by the group could realise between $70 and $100 per share.

But the SEC amendment claimed: "The way (Mr Sherwood's) responses have been reported abroad, and now in the US, has led to confusion."

# Parkfield rises 53% to £23m

By Philip Coggan

PARKFIELD GROUP, the mini conglomerate headed by Mr Roger Felber, reported a 53 per cent increase in pre-tax profits and a 40 per cent rise in earnings per share in the year to April 30.

Pre-tax profits were £23.16m (£15.15m) on turnover of £293.61m (£219.26m). After tax of £5.63m (£4.15m) and preference dividends of £1.43m (£193,000), earnings per share were 34p (24.2p). The proposed final dividend is 9p for a total of 12p (7p).

The company said its only problem area was the distribution division where profits fell from £1.93m to £1.19m. During the year, Parkfield disposed of its loss-making electrical goods distribution business and the two other distribution companies, J & B Labone and Sirius, will also be sold.

Parkfield will then be left with five main divisions, four operating in manufacturing and one in entertainment. All five last year increased profits with the entertainment division more than trebling operating profits to £8.99m (£2.75m).

The entertainment division distributes videos for several major Hollywood studios. Sales of videos have increased sharply in recent years – from 3m in 1986 to an estimated 33m - and Parkfield estimates it has around half the market for feature film sales.

The four manufacturing divisions are castings, wheels; pressings and fabrications and engineering products. Mr Felber said that Parkfield's original foundry business was performing well with the help of work on the Channel Tunnel.

Parkfield made 12 acquisitions during the year including one, Hanson White, the greeting cards business, which it then sold. Acquisitions added £5m at the operating profit stage but only £2.5m after allowing for financing costs.

Parkfield spent £31m on acquisitions, £25m on capital expenditure and a further £10m-£12m on working capital.

**● COMMENT**

Parkfield's growth record is unimpeachable – earnings per share have risen 17-fold since 1985. But the market has rather lost its enthusiasm for the shares, which have declined by 14 per cent against the FT-A All-Share over the past year. One worry is that it is hard to tell exactly where the group's profits come from; the discovery that last year's profits included £3.9m of "other operating income" (asset sales) has knocked confidence. Another problem is that Mr Felber's acquisition policy, as when he bought and sold Hanson White this year, is hard to fathom. Nevertheless, whatever he is doing seems to work, and if Parkfield does make £31m this year, the shares are on a prospective p/e of only 8.5. Admittedly, earnings growth might slow if the tax charge once more starts to drift higher, but there are some good niche businesses in the portfolio. The shares, 5p higher at 354p, could be under-rated.

Mr Roger Felber: disposing of distribution, his problem area

## Aukett jumps 51%

In its less favourable first half, Aukett Associates, an integrated design and building management group, lifted taxable profits by 51 per cent from £503,000 to £760,000.

Work done in the six months to end-March totalled £5.77m, a rise of 48 per cent on last year. Earnings per 5p share expanded to 3.91p (2.83p) and a maiden interim dividend of 1.25p is declared.

# Denial by Bestwood chief

By Andrew Hill

MR ANTHONY HOLMES, who last week announced he would not seek re-election as a director of Bestwood, yesterday said he did not sign a resignation letter before the group's special shareholder meeting in March.

At that EGM, Mr Tony Cole, a former chairman, tried unsuccessfully to oust him from the board of the property, industrial and housebuilding group.

Mr Holmes, who will continue as Bestwood chairman until the forthcoming AGM, yesterday dismissed reports that he had submitted his resignation before the March EGM as "absolutely and totally untrue."

Mr Jim Furlong, who has now taken on executive management of the company, will formally take over as chairman after the AGM. Mr Furlong and his family own about 25 per cent of Bestwood.

Yesterday Mr Holmes, who joined Bestwood last July, said he felt he had achieved the task of nursing the group back to health and could move on. In 1987, the group lost £387,000 before tax after suffering in the October stock market crash, but at the end of March the group announced 1988 pre-tax profits of £2.6m.

Last Friday, the Department of Trade and Industry launched investigations into Bestwood's affairs and dealings in the company's shares.

It also announced an investigation into the general affairs of Atlanta Fund Managers, a securities dealing subsidiary of the group. Mr Holmes closed Atlanta Fund Managers last July after he took over from Mr Cole, who believes shareholders have lost out since his departure.

## DIVIDENDS ANNOUNCED

| | | Current payment | Date of payment | Corresponding dividend | Total for year | Total last year |
|---|---|---|---|---|---|---|
| Anglo United | fin | 1 | - | 0.8 | 1.2 | 1 |
| Aukett Assocs | int | 1.25 | Aug 10 | - | - | 3 |
| Bilick | int | 2.4 | - | 2 | - | 5.6 |
| Broad Street § | fin | 0.9† | Sept 4 | 1.1★ | 1.5 | 1.1★ |
| Clyde Blowers | int | 0.83 | Aug 14 | 0.83 | — | 7.15 |
| Debenham Tewson | fin | 5 | - | 3.5 | 7† | 5 |
| Equity & General | fin | 1 | Oct 3 | 0.85 | 1.5 | 1.35 |
| Halma | fin | 1.31† | - | 1.006 | 2.128 | 1.636 |
| Hardys & Hansons | int | 9.4 | - | 7.2 | - | 23.5 |
| In Shape | fin | 1.2† | - | 0.3 | 1.7 | 0.3 |
| LPA Industries § | int | 1.5 | - | 1.273* | - | 2.723* |
| Microlec § | fin | 2.3 | - | - | 3.3 | - |
| MS International | fin | 3.06 | - | 2.65 | 3.96 | 3.3 |
| New Zealand IT | int | 1.5 | - | - | - | - |
| Parkfield Group | fin | 9† | Aug 31 | 5 | 12 | 7 |
| SEP Industrial | int | 0.4 | - | 0.3 | - | 0.75 |
| Smaller Cos Inll | int | 1‡ | July 7 | - | - | 2 |
| Stead & Simpson | fin | 3.9 | - | 3.2 | 5.6 | 4.6 |
| Stormguard | fin | 0.1 | - | - | 0.1 | - |
| West Inds | fin | 0.75 † | — | 0.75 | 1 | 1 |
| Yellowhammer | fin | 2.9 | - | 1.75 | 3.3† | 2.5 |

Dividends shown pence per share net except where otherwise stated. *Equivalent after allowing for scrip issue. †On capital increased by rights and/or acquisition issues. §USM stock. §§Unquoted stock. ¶Third market. ★For 17 months. ‡Special dividend in respect of period from April 1 to June 20.

## BOARD MEETINGS

The following companies have notified dates of board meetings to the Stock Exchange. Such meetings are usually held for the purpose of considering dividends. Official indications are not available as to whether the dividends are interims or finals and the sub-divisions shown below are based mainly on last year's fixtures.

TODAY

Interims:- Economic Forestry, Electronic Data Processing, Leisureform Intl.

Finals:- Alexander (Walter), BPB Industries, Campbell & Armstrong, Chemicy Intl, General Electric, Gold Greenlees Trott, Gresham House, Stanco Exhibition, Wagon Industrial, Waterglade, Whatman.

FUTURE DATES

| | |
|---|---|
| Interims:- | |
| ASEA | Aug. 30 |
| First Tokyo Index | June 29 |
| Microgen | July 19 |
| Finals:- | |
| Bellays | July 10 |
| Budgens | June 29 |
| Demas Inv Trust | June 29 |
| FKB | July 6 |
| Parepak | July 3 |
| Finlan | July 10 |
| Moss Trust | July 4 |
| Stirling | July 3 |
| Tootbill (RW) | July 5 |
| Vinten | June 29 |

## IN BRIEF

**HILL SAMUEL Development Capital** has subscribed £1m into Interbrand Group. The transaction involved subscriptions of £770,000 by Hill Samuel and £230,000 by 3i, an existing investor. The proportion of the company which this represents will depend on profits performance during the current financial year.

**HUNTER SAPHIR** has suffered a major fire at the Northampton factory of its British Pepper and Spice subsidiary. However, the board expects that there will be no significant impact on the group's profits or balance sheet.

**NO PROBES:** The Secretary of State for Trade and Industry has decided not to refer the following to the Monopolies and Mergers Commission:- The acquisition of the British Newspaper Printing Corporation by Mirror Group Newspapers, and the acquisition of Ansbacher Insurance Holdings by Leslie & Godwin.

**YALE AND VALOR:** Mr Michael Montague, chairman and highest paid director, saw his salary rise 4 per cent to £187,913 in the year to March 31. The annual report confirms the previously reported £400,000 compensation payment to Mr Norman Davis, who resigned in May 1988. By comparison, all other directors received total remuneration of £600,000.

This advertisement is issued in compliance with the requirements of the Council of The Stock Exchange. It does not constitute an offer or invitation to any person to subscribe for or purchase shares. Application has been made to the Council of The Stock Exchange for the whole of the ordinary share capital of Abbey National plc, issued and to be issued, to be admitted to the Official List. Dealings are expected to commence on 12 July 1989.

ABBEY NATIONAL

ABBEY NATIONAL plc

(Incorporated under the Companies Act 1985. Registered in England number 2294747)

Offer

by

Kleinwort Benson Limited

of

750,000,000 ordinary shares of 10p each
at 130p per share

Share capital
following the Offer

| Authorised £ | | Issued and fully paid £ |
|---|---|---|
| 175,000,000 | ordinary shares of 10p each | 131,000,000 |

Abbey National plc is one of the largest personal financial services groups in the United Kingdom, providing a wide range of financial products and services. It operates in four major personal finance sectors: personal lending, savings and investments, insurance and money transmission. Abbey National plc is also involved in estate agency and housing development and has, in recent years, established overseas operations.

The listing particulars relating to Abbey National plc are available in the statistical services of Extel Financial Limited and copies may be obtained during normal office hours up to and including 30 June 1989 from the Company Announcements Office, The International Stock Exchange, 46 Finsbury Square, London EC2 and up to and including 12 July 1989 from:

Kleinwort Benson Limited
20 Fenchurch Street
London EC3P 3DP

Rowe & Pitman Ltd.
1 Finsbury Avenue
London EC2 2PA

Kleinwort Benson
Securities Limited
20 Fenchurch Street
London EC3P 3DP

and at the registered office of the Company at Abbey House, Baker Street, London NW1 6XL.

28 June 1989

National & Provincial Building Society
£200,000,000
Floating Rate Notice 1996

Notice is hereby given that the Rate of Interest has been fixed at 14⅛% p.a. and that the interest payable on the relevant Interest Payment Date 25 September, 1989 against coupon No. 14 will be £133.49 per £5,000 Note and £3,669.86 per £100,000 Note.

Agent Bank:
Lloyds Bank Plc

This advertisement is issued in compliance with the requirements of the Council of The Stock Exchange. It is not an invitation to subscribe for or purchase shares.

Application has been made to the Council of The Stock Exchange for permission to deal in the whole of the ordinary share capital of The Wensum Company plc issued and to be issued, in the Unlisted Securities Market. It is emphasised that no application has been made for these securities to be admitted to listing. It is expected that dealings will commence on 3rd July 1989.

THE WENSUM COMPANY PLC

(Incorporated in England under the Companies Act 1985 Number 2235378)

Placing

by

SMITH KEEN CUTLER

of

2,127,830 Ordinary Shares of 5p each at 70p per share

Share Capital

| Authorised | | Issued and to be issued fully paid |
|---|---|---|
| £450,000 | 9,000,000 Ordinary Shares of 5p each | £374,252 |

There are in addition 500,000 Cumulative Redeemable Preference Shares of £1 each in issue, but on 25th June 1989 these were redeemed and cancelled conditionally upon the placing agreement becoming unconditional in all respects.

The Ordinary Shares which are the subject of this Placing rank in full for all dividends and other distributions hereafter declared, made or paid on the ordinary share capital of the Company save for certain dividends which have been declared on the existing issued share capital but subject to the placing becoming unconditional in all respects.

The principal activities of The Wensum Company plc and its subsidiaries are the manufacture of men's high quality, classic suits, blazers and formal wear, and the design, sourcing and disribution of corporate clothing and career-wear.

Particulars of the Company are available in the Extel Unlisted Securities Market Service and copies of the Prospectus may be obtained during normal business hours on any weekday up to and including 30th June 1989 from the Company Announcement Office, The International Stock Exchange, 46 Finsbury Square, London EC2A 1DD for collection only, and during normal business hours on any weekday (Saturdays and Public Holidays excepted) up to and including 12th July 1989 from:

SMITH KEEN CUTLER
Exchange Buildings
Stephenson Place
Birmingham
B2 4NN

114 Old Broad Street
London
EC2P 2HY

THE WENSUM COMPANY plc
179–193 Northumberland Street
Norwich
NR2 4EE

2nd Floor
Marlborough House
179–189 Finchley Road
London NW3 6LB

Smith Keen Cutler, a division of Greenwell Montagu Stockbrokers, is a member of the TSA

28th June 1989

## UK COMPANY NEWS

### Branch opened in Spain as second part of five-nation network

# Yellowhammer advances 21%

By Ray Bashford

YELLOWHAMMER, the advertising and marketing group, announced a 21 per cent increase in pre-tax profits during the year to March 31 and a second move into continental Europe.

On 19 per cent growth in turnover to £62.4m (£52.6m), pre-tax profits reached £2.7m (£2.2m) to clear the way for a substantial improvement in the annual dividend.

Earnings per share rose to 17.8p (13.7p). Directors are recommending a final dividend of 2.8p (1.75p) lifting the year's total to 3.3p, compared with 2.5p previously.

Mr Jon Summerhill, chairman, said the company was opening an office in Madrid which, following the establishment of a Paris branch last October, would form part of a five-nation European network. Yellowhammer is exploring opportunities to acquire or start up operations in West Germany and Italy and hopes to have the network in place by the end of next year.

The countries account for 84 per cent of European advertising expenditure. Operations in each of the continental offices will concentrate on attracting local advertisers, creating the possibility of cross-border expansion as the companies moved into neighbouring countries.

Jon Summerhill: network to be in place by next year

The Madrid office has been created in co-operation with Mr Rafael Balades and Ms Ana Vega, and it is intended to leave local interests in control of at least 40 per cent of the new company's capital.

Yellowhammer chose the same strategy when it formed Yellowhammer Delafosse in co-operation with Ms Françoise Delafosse.

Despite a series of recent start-ups and an acquisition in areas related to advertising and marketing in the UK, the company's core businesses remain Yellowhammer Advertising and Boswell Services with the foundation advertising arm contributing about 70 per cent to turnover.

The costs of the start-up and acquisition programme are reflected in an increase in an interest charge of £204,000 compared with net interest received of £48,000.

**● COMMENT**

In a volatile industry, Yellowhammer is a model of measured expansion. Surprises have come from its creative department rather than the finance side, although the pre-tax figure was slightly ahead of City forecasts. Yellowhammer has ploughed £1.5m into six start-ups and acquisitions during the past 12 months. After marking time, these hold potential to make a sound contribution this year. Newstech appears to have regained its posture after a troubled entry and is on line to make £180,000 pre-tax. City jitters about reliance on Barclays and the Central Office of Information for at least 30 per cent of billings during recent years should have been eased by the success in winning Fiat UK, TV-am and 12 regional electricity distribution boards accounts. Continental Europe traditionally has been a minefield for UK advertising agencies. The strategy of organic growth rooted in co-operation with local expertise holds promise, although rewards appear relatively long term. Yellowhammer appears on course for pre-tax profits of £3.8m, placing it on a prospective p/e of 9. It is difficult to ignore the potential for speculative interest in the shares, given the recent activity in the industry and the increasing interest that continental agencies, particularly French, are showing in the UK.

# Wensum to join USM with £5.24m valuation

By Vanessa Houlder

THE WENSUM COMPANY, a career-wear designer and mens clothing manufacturer, is joining the unlisted securities market in a placing that values it at £5.24m.

Wensum Corporate, one of the company's two main businesses, designs, develops, sources and distributes corporate career wear and uniforms for customers in the financial, travel and leisure, retail and amenities sectors. Its client list includes Lloyds Bank, Virgin Atlantic, W H Smith, and the London Electricity Board.

Wensum Clothing, the other main business, designs and manufactures suits, blazers and formal wear for high street retailers, principally under their own brand labels. Customers include Austin Reed, Dunn & Co, John Lewis Partnership and Marks & Spencer.

The businesses were originally part of the Hornes Group, which was bought by Sears in July 1987. In line with Sears' divestment of its manufacturing operations, Wensum's management launched a buy-out, backed by 3i, in June 1988.

Smith Keen Cutler is placing 2.13m shares, representing 28.4 per cent of the company at a price of 70p. Dealings are expected to start on July 3.

The placing will produce £1.27m net of expenses, which will be used to redeem 500,000 preference shares and to reorganise the company's production activities. No shares are being sold on behalf of the directors or shareholders.

Wensum made pre-tax profits of £520,000 on turnover of £6.58m for the year to January 28. This compared with pre-tax profits of £374,000 and turnover of £7.25m for the 17 months to January 31 1988. The historic price earnings ratio on an actual tax charge of 25.8 per cent is 10.6.

# Strong growth from leases as Blick calls up 16% rise to £2.5m

By John Thornhill

BLICK, the Swindon-based supplier of clocking-in equipment and radio pagers, lifted pre-tax profits by 16 per cent from £2.14m to £2.48m in the half year to March 31.

Mr Alan Elliot, chairman, said there had been a strong performance from the traditional time control businesses, and future rentals receivable under contract had grown by nearly 30 per cent to £36.1m (£27.8m).

During the six months, particularly strong growth came from finance and operating leases where income, boosted by the acquisition of rental contracts from TVC General Telephones, grew 28 per cent to £2.32m (£1.81m).

Total turnover rose 17 per cent to £10.78m (£9.2m), with equipment sales accounting for £6.32m and leases, maintenance, and supplies, £4.45m.

Blick's manufacturing operations in Exeter were relocated during the period. This caused some disruption and consumed management time, but the company claimed that the division would recover in the second half.

Mr Elliot said the recently-acquired Programs At Work subsidiary, which makes time management systems, had performed well and continued to develop its software and customer support facilities.

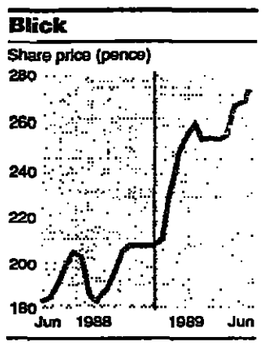


At the end of March, Blick had a cash balance of £2.6m and the company indicated that this might be used for acquisitions.

Net interest receivable declined from £113,000 to £63,000 while tax increased to £715,000 (£609,000). The interim dividend is lifted to 2.4p (2p). Earnings per share advanced 15 per cent from 7.58p to 8.72p.

**● COMMENT**

Steady growth has marked Blick's performance since it joined the main market in 1986 and its consistency has been much appreciated by the City. The share price has risen strongly since the start of the year and was up again yesterday to 274p, a rise of 7p on the day. Blick has an impressive customer base and a wealth of future rentals under contract, offering the prospect of good high quality future earnings. With cash in the bank, Blick would also seem to be well placed for future investments and acquisitions, although it is unlikely that any possible purchases will contribute this year. Sales in the second half are traditionally stronger than the first and Blick therefore looks well on course to achieve pre-tax profits of about £5.5m in the full year, giving a prospective p/e of 14. That probably represents fair value, but Blick would certainly merit a closer look if the share price were to slip.

# Stead & Simpson climbs 22% to £10.9m

By Maggie Urry

STEAD & SIMPSON, the footwear retailer and motor trader which last year fought off a £108m bid from Clayform Properties, has exceeded its defence forecast with a 22 per cent rise to £10.91m in pre-tax profits for the year to end-March.

The figure included profits on property disposals of £3.2m (£2.56m).

Clayform, which holds 42.97 per cent of the voting shares, is free to bid again from July 17. Last month, however, Stead & Simpson opened talks with Clayform in an attempt to clarify the position before that date.

Mr Frank Chamberlain, Stead & Simpson chairman, said yesterday: "these talks are progressing but I remain unable to predict their outcome." He advised shareholders to take no action.

The group's properties were revalued during the year, and shareholders' funds at the year end stood at £123.5m. The group has no net debt.

In the footwear retailing division, sales were ahead 8.5 per cent to £50.3m, following contributions from the 10 new shops opened during the year, taking the total to 274. Trading profits rose by 21 per cent to £6.2m, an improvement in margins from 11 per cent to 12.3 per cent.

Mr Peter Gee, managing director, said this was achieved despite difficult trading conditions in the footwear industry generally. He said the introduction of electronic point of sale equipment to all the branches had "paid off better than we could have hoped."

The group plans a further eight new stores in the current year with negotiations in progress for another 11.

The motor trading side increased sales by 26 per cent to £39.1m, but profits growth was held to just under 2 per cent at £1.4m having been affected by the start-up costs of a new Peugeot dealership, space restraints at the Mercedes-Benz garage, and price-cutting competition for Audi cars.

The Mercedes dealership is being relocated to a larger site, involving an investment of £2.7m, which will open next month. Mr Gee said demand for cars was still good.

Group turnover rose to £90.47m (£77.88m). Earnings per share expanded some 21 per cent to 14.05p.

A final dividend of 3.9p is proposed giving a total of 5.6p (4.6p).

# Enlarged In Shops improves 73% to £2.26m

By Philip Coggan

IN SHOPS, the retail centre group, yesterday announced a 73 per cent increase in pre-tax profits from £1.3m to £2.26m in the 12 months to March 31 1989.

The company, which joined the stock market in January 1988, operates shopping centres for small retailers. The number of centres doubled to 48 during the year, thanks mainly to the acquisition of Advanced Retail Holdings, which added 16 centres.

However, In Shops is suing the founders of ARH alleging breach of warranties. The founders, Mr James and Mrs Lillian Hutchinson were dismissed from the business and are counter-suing, alleging breach of contract.

In Shops has diversified into office centre management since the year end via the acquisition of Warwick Executive Services, a Midlands-based office group.

The company also plans to move into leisure related activities such as snooker clubs and family amusement centres.

Mr Tim Brookes, deputy chairman, said that the current high interest rate environment, which had depressed the retail sector generally, had not affected In Shops' bottom line.

The void rate, which is the unlet percentage of the group's shopping centres, had risen slightly from 3.9 per cent to 4.3 per cent but this partly reflected the inclusion of newly-opened centres.

Turnover rose from £8.25m to £12.54m. After tax of £798,000 (£484,000) earnings per share were 6.3p (4.3p).

There is an extraordinary credit of £168,000 relating to a property sale. The proposed final dividend is 1.2p (0.3p) making a total of 1.7p (0.3p).

# Micrelec profit 27% higher

Micrelec Group, USM-quoted maker of electronic automation equipment primarily for petrol stations, announced a 27 per cent improvement in pre-tax profits for the year to March 31.

The rise, from £1.3m to £1.65m, was in line with directors' expectations and was after incurring substantial increases in development expenditure "seen as essential to continued profitable growth". It was achieved on turnover of £11.24m (£7.04m), which included Lectronic Specialists for the first time.

A final dividend of 2.3p is proposed for a 3.3p total. Earnings per 5p share advanced to 10.24p (8.76p) after tax of £594,000 (£492,000).

Directors said there was evidence of good growth in each of the group's main areas of activity. Pressure by oil companies to modernise the service station network and to provide unleaded petrol gave the group extensive opportunities.

# BR orders boost LPA

By Edward Sussman

LPA INDUSTRIES, the USM-quoted industrial electrical accessories maker, increased pre-tax profits 14 per cent from £303,000 to £346,000 in the six months to March 31. Turnover rose 16 per cent to £3.63m, against £3.1m.

Mr Mike Rusch, chairman, said the company was continuing to show strong orders from British Rail, which accounted for 20 per cent of turnover. He expected the BR orders for electrical couplers to remain healthy for at least several more years, while its renovation efforts carry on.

Mr Rusch, who with his family holds 23 per cent of the equity, said LPA has been approached by several concerns tentatively interested in acquiring the company, but none of the offers had been sufficient to warrant interest. He saw no advantage in joining a larger group at this time.

No acquisitions by LPA were likely in the short term, Mr Rusch added, and the company remained wary of straying too far from its expertise base. In 1987 the group was forced to dispose of its Jarneta subsidiary, a maker of infra red devices bought two years earlier, after problems at the loss-making electronics company proved too difficult for LPA.

Forward orders are ahead in the second half, the company said, and prospects for the full year are "very encouraging."

Earnings per share were 2.56p (2.24p) and a dividend of 1.5p (1.4p) was declared. The company enlarged its equity with a one-for-ten scrip issue in February.

## COMPANY NEWS DIGEST

# Ansbacher chief plans to resign

By David Lascelles, Banking Editor

MR DAVID HUDSON, the deputy chairman and chief executive of Henry Ansbacher and Co, the merchant banking arm of the Henry Ansbacher group, is to resign at the end of this month.

His departure follows Ansbacher's decision to sell its non-banking interests, and "discussions between Mr Hudson and Mr Richard Fenhalls, the chairman of Henry Ansbacher and Co, over their respective roles".

Mr Fenhalls will combine the roles of chairman and chief executive of Henry Ansbacher and Co while remaining chief executive of the Ansbacher Group.

Ansbacher has recently been engaged in restructuring its operations after recovery from a period of heavy losses. This has involved the sale of various non-banking activities such as ship and insurance broking.

As a result, there were fewer executive responsibilities at the top of the group, and this is understood to have brought Mr Hudson up against Mr Fenhalls. Neither Mr Fenhalls nor Mr Hudson was available for comment yesterday.

### West Inds profit trebled at £0.5m

West Industries, the changing engineering and construction group, reported pre-tax profits almost trebled at £502,000 in the year to the end of March, against £174,000 last time.

The result was struck after taking into account losses of £105,000 (£55,000) relating to the sold pest control division. Profits for continuing businesses rose from £229,000 to £607,000.

During the year new management came into the company with the aim of developing the existing core businesses and expanding into leisure-related industries.

Group turnover rose 14 per cent from £13.79m to £15.75m. After tax of £166,000 (£8,500) earnings per share increased to 1.74p (1.32p). A final dividend of 0.75p is being recommended making an unchanged total for the year of 1p.

There was a net extraordinary charge of £119,000 (£75,000) relating to the loss on the sale of subsidiaries.

Mr Mel Morris, chairman, said that the construction and plant hire businesses produced good results and the specialist engineering companies increased sales and profits overall.

### SEP more than doubles to £1m

SEP Industrial Holdings, the USM-quoted manufacturer and distributor of industrial fasteners, motor parts and electrical plugs, reported pre-tax profits more than doubled from £420,000 to £1.01m in the six months to end-March 1989.

This result was struck from turnover up from £7.71m to £20.14m. After tax of £220,000 (£72,000) and minorities of £197,000 (£15,000) earnings per 5p share worked through at 1.6p (1.36p). The interim dividend is raised to 0.4p (0.3p).

The directors said the company was undergoing a comprehensive reorganisation which included the disposal of its holdings in Rankins Glass and G Blagg.

It is also intended to revalue and transfer ownership of the group's freeholds to the holding company of its development subsidiary. On completion of these changes shareholders' funds will have more than doubled to around £13m.

### NZ Invest Trust

New Zealand Investment Trust reported net asset value of 97.4p per share at April 30. The second interim dividend was 1.5p.


# To become No.1 where we come from you have to be good at International Trade Finance.

Unlike most banks, helping importers and exporters has had to be a core activity of HongkongBank from the start. Within months of the Bank's formation we opened our London branch. More than 120 years on we have over 1,300 branches in 50 countries. This means we can handle most transactions "in house" rather than having to rely on overseas correspondents.

As a customer of the Bank you can benefit from Hexagon (HongkongBank's Global Electronic Financial Services system) which, amongst other facilities, enables you to raise Letters of Credit and monitor your accounts at our branches, worldwide, via your own PC.

Whether you require traditional trade finance services or perhaps an innovative "off balance sheet" or merchandising solution, HongkongBank will deliver a package tailored to fit your precise requirements.

If you are an established company, seeking to build upon a record of success, and would like to find out more call Ken Howell or Douglas Rogerson on 01-638 2366.

HongkongBank

The Hongkong and Shanghai Banking Corporation
99 Bishopsgate EC2P 2LA



This announcement appears as a matter of record only. June, 1989

# Tampella

## US$200,000,000 Multicurrency Term Loan

*Arranged by*

Scandinavian Bank Group plc

*Lead Managers*

Scandinavian Bank Group plc — SKOPBANK

*Managers*

The Dai-Ichi Kangyo Bank, Limited — The Industrial Bank of Japan, Limited
Girozentrale Vienna — NMB Bank

*Co-Managers*

Banque Internationale à Luxembourg S.A. — Generale Bank S.A./N.V.
Bayerische Landesbank Girozentrale — The Royal Bank of Canada Group
Credit Suisse — Swiss Bank Corporation
Den Danske Bank — Westdeutsche Landesbank Girozentrale
DSL Bank Luxembourg S.A.

*Participants*

ASLK-CGER Bank — Credit Lyonnais, Luxembourg Branch
BACOB Savings Bank — Kansallis Banking Group
Bank Leu Ltd — Sparekassen SDS
CERA — Union Bank of Finland (Singapore) Ltd
Credit Agricole

*Agent Bank*

Scandinavian Bank Group plc

**This notice is issued in compliance with the requirements of the Council of The International Stock Exchange of the United Kingdom and the Republic of Ireland Limited ("The Stock Exchange"). It does not constitute or contain an offer or invitation to the public to subscribe for or purchase any shares in Carlton Communications Plc ("the Company") and appears as a matter of record only.**

CARLTON
Communications Plc

**(Incorporated in England under the Companies Act 1929. Registered No. 348312)**

**Issue of up to 170,000,000**
**6.5p (net) Cumulative Convertible Redeemable Preference shares of 5p each at £1 in connection with the recommended offer for the whole of the issued share capital of U.E.I. public limited company**

Application has been made to the Council of The Stock Exchange for the 6.5p (net) Cumulative Convertible Redeemable Preference shares of 5p each of the Company to be admitted to the Official List. It is expected that admission will become effective and dealings will commence on 3rd July, 1989. Copies of the Listing Particulars relating to the 6.5p (net) Cumulative Convertible Redeemable Preference shares are available in the Extel statistical service and may be obtained, during normal business hours, on any weekday (except Saturdays and public holidays) up to and including 30th June, 1989 from the Company Announcements Office, The Stock Exchange, 46–50 Finsbury Square, London EC2A 1DD for collection only and up to and including 12th July, 1989 from:

**Hambros Bank Limited**
**41 Tower Hill,**
**London EC3N 4HA**

**Shearson Lehman Hutton Securities**
**One Broadgate,**
**London EC2M 7HA**

**Carlton Communications Plc**
**15 St. George Street,**
**Hanover Square,**
**London W1R 9DE**

**28th June, 1989**

**General Mining Union Corporation Limited**

*(Incorporated in the Republic of South Africa)*
(Registration number 01/01232/06)
("Gencor")

**RIGHTS OFFER - SALIENT DATES**

Further to the press announcement of Thursday, 22 June 1989, in which it was announced that; inter alia:

- The Johannesburg Stock Exchange (the "JSE") has granted a listing of the renounceable (nil paid) letters of allocation and the new ordinary shares to be issued in terms of the rights offer. An application will be made to the Council of The International Stock Exchange of the United Kingdom and the Republic of Ireland Limited ("the ISE") to admit to the Official List the new ordinary shares to be issued in terms of the rights offer.

Central Merchant Bank Limited is authorised to announce that the salient dates which apply to the Gencor rights offer are set out below:-

| | 1989 |
|---|---|
| Record date for the rights offer - last day for shareholders and debentureholders to register to participate in the rights offer | Friday, 30 June |
| Existing shares and debentures listed ex-rights on the JSE and ISE | Monday, 3 July |
| Dealings in renounceable (nil paid) letters of allocation commenced on the JSE, and the ISE under rule 535.4 | Monday, 3 July |
| Rights offer circular, including renounceable (nil paid) letter of allocation, despatched to shareholders and debentureholders | Friday, 7 July |
| Rights offer opens at 09h00 in Johannesburg and in London | Friday, 7 July |
| Last day for dealing in renounceable (nil paid) letters of allocation on the JSE | Wednesday, 26 July |
| Last day for splitting renounceable (nil paid) letters of allocation in London by 14h30 | Wednesday, 26 July |
| Last day for splitting renounceable (nil paid) letters of allocation in Johannesburg by 14h30 | Thursday, 27 July |
| Listing of new ordinary shares commences on the JSE | Thursday, 27 July |
| Last day for dealing in renounceable (nil paid) letters of allocation on the ISE | Friday, 28 July |
| Rights offer closes in Johannesburg and in London - last day for payment to be made in Johannesburg and in London by 14h30 | Friday, 28 July |
| Dealings commence in new ordinary shares (fully paid) on the Official List of the ISE | Monday, 31 July |
| Last day for receipt of postal acceptances in Johannesburg and London (14h30), subject to a postmark of not later than Friday, 28 July 1989 | Wednesday, 2 August |
| Ordinary share certificates posted by not later than | Wednesday, 9 August |

All times given are local time in the Republic of South Africa or the United Kingdom as appropriate.

A copy of the rights offer circular, including the renounceable (nil paid) letter of allocation, which is to be posted to shareholders and debentureholders of Gencor on Friday, 7 July 1989 will be available for inspection at Gencor's registered office, 6 Holland Street, Johannesburg, and at Central Merchant Bank Limited, 30th Floor, Sanlamcentrum 208/212 Jeppe Street, Johannesburg and in addition at the offices of the London secretaries, Gencor (U.K.) Limited, 30 Ely Place, London EC1N 6UA during normal business hours on any weekday from Friday, 30 June 1989 up to and including Friday, 28 July 1989.

*Johannesburg, 28 June 1989*

Merchant Bank

Senbank
Central Merchant Bank Limited
(Registration number 58/01742/06)
(Registered bank)

Sponsoring Brokers
*Republic of South Africa*
MARTIN & CO. INC.
DAVIS BORKUM HARE & CO. INC
ED HERN, RUDOLPH INC.
IVOR JONES, ROY & CO. INC.
*United Kingdom*
JAMES CAPEL & CO

**General Mining Union Corporation Limited**

*(Incorporated in the Republic of South Africa)*
Registration No. 01/01232/06

**Formerly General Mining and Finance Corporation Limited**

**NOTICE TO HOLDERS OF SHARE WARRANTS TO BEARER ("GENCOR BEARERS") REGARDING A RIGHTS OFFER OF ORDINARY SHARES IN GENERAL MINING UNION CORPORATION LIMITED ("GENCOR") WHICH OPENS ON 7 JULY 1989 AND CLOSES ON 28 JULY 1989**

**Rights Offer of 20 new ordinary shares of 40 cents each in Gencor at an offer price of 7,500 cents (S.A. currency) per share for every 100 shares held in Gencor.**

**Coupon No. 133 is the entitlement which enables holders of GENCOR BEARERS to receive the offer of ordinary shares in registered form.**

Some important dates in London are:-

| | |
|---|---|
| Last day for splitting renounceable (nil paid) letter of allocation | Wednesday, 26 July 1989 |
| Last day for dealing in renounceable (nil paid) letter of allocation | Friday, 28 July 1989 |
| Last day for receipt of postal acceptances | Wednesday, 2 August 1989 |

A Listing and Acceptance Form (either PINK to receive NIL PAID LETTER OF ALLOCATION or GREEN to subscribe for FULLY PAID GENCOR ordinary shares) must be completed and lodged preferably by a stockbroker or banker, together with Coupon(s) No. 133.

Payment: By a banker's draft (marked 'not negotiable') expressed in the currency of the Republic of South Africa in favour of 'Senbank - Gencor' in respect of the amount due must accompany either the nil paid Letter of Allocation or the GREEN Listing and Acceptance Form.

Full payment details will be set out in each Listing and Acceptance Form and in each Letter of Allocation.

Letters of Allocation will be issued by Hill Samuel Registrars Limited.

Copies of the Rights Offer Document and Listing and Acceptance Forms will be obtainable:-

In London : At Hill Samuel Registrars Limited, New Issues Department, 6 Greencoat Place, London SW1P 1PL

In Paris : At Credit du Nord

In Switzerland : At Credit Suisse, Zurich; Swiss Bank Corporation, Basle; Union Bank of Switzerland, Zurich

After 7 July 1989

30 Ely Place
LONDON EC1N 6UA

per pro. GENCOR (U.K.) LIMITED
London Secretaries
L J Baines

*28 June 1989*

## UK COMPANY NEWS

### Gains across all five divisions with 18 of its 26 subsidiaries reporting record profits

# Green issues give boost to Halma

**By John Ridding**

HALMA, the safety and environmental control group, yesterday announced pre-tax profits of £11.36m for the year to April 1, an increase of 25 per cent on the previous year.

The improvement reflected gains across the company's five divisions, with 18 of the 26 subsidiaries reporting record profits. The safety and US operations, boosted by acquisitions, saw the largest gains.

Halma is involved in a broad range of activities, including the manufacture of equipment for fire detection, the measurement of plant photosynthesis, water sterilisation, air analysis, and surveillance.

Mr David Barber, chairman, said that "since last year the topic of environmental control has become a compelling worldwide issue. The majority of the companies within the group are involved in measuring, controlling or protecting the environment. Particular areas of specialisation are the monitoring and reduction of pollution in water and in air."

"The group has concentrated on these activities for a number of years and they have been the foundations of its successful growth."

Halma made three acquisitions during the year, and there was additional capital expenditure of £3.95m. The spending was financed from cash flow, and year-end cash balances stood at £2.41m.

Power Equipment, a subsidiary which manufactured computer support equipment and was marginally in loss, was closed in August 1988. Profit on disposal of its premises was represented by an extraordinary credit of £297,000.

Group sales rose 20 per cent to £61.1m, including a 29 per cent rise in overseas sales to £20.45m. Earnings per share rose from 9.46p to 12.18p.

The dividend has been stepped up with a recommended final of 1.31p giving a total for the year of 2.1263p (1.636p). This 30 per cent rise follows eight successive years of 20 per cent dividend increases. There is also a proposed one-for-two scrip issue.

**● COMMENT**

Mr David Barber's statement was dominated, as usual, by a string of statistics. Equally typically, the numbers spoke pretty well for themselves. Earnings per share continued the steady climb which has averaged a compound growth rate of 29 per cent over the past 15 years. Just as impressive, was the achievement of operating margins of 18.9 per cent, up from 17.7 per cent last time. For a manufacturing group, this is notable and reflects the market dominance and specialist products common to many of its subsidiaries. With green markets growing strongly, and Halma well positioned to continue its effective strategy of buying niche companies for cash, the rising trend of profits and earnings per share seems set to continue. Analysts have occasionally got carried away with Halma's prospects, but this year's forecasts of £14.5m seem reasonable. The prospective multiple of 15 is obviously high relative to the market, but justified given medium-term earnings prospects and the market's awakening to green issues.



David Barber: environmental control a worldwide issue

# MS Intl achieves 18% growth

**By Clare Pearson**

MS INTERNATIONAL, the defence and engineering group, lifted pre-tax profits 18 per cent to £4.57m in the year to April 29. Mr Michael Bell, chairman, said the most important feature was a rise in operating margins to 13.2 per cent, (9.8 per cent), which amply justified the re-rating of the company's shares.

Year-end cash balances amounted to £3.2m, against borrowings of £4.3m. This was after the acquisitions of Ulvertech, Diathane, and Turner Brothers.

Mr Bell said he "remained optimistic" about MSI being awarded an order from the US Navy for gun mountings. The total requirement would be for 600 units worth about £250m over a period of years.

Last July's £12.5m sale of the mining equipment side resulted in a £25m loss to group turnover. Sales, boosted by about £2.75m through acquisitions, were £33.24m (£47.84m).

Earnings per share fell from 11.1p to 10.7p. Nevertheless, the final dividend is lifted to 3.06p making a 3.96p (3.3p) total.

**● COMMENT**

MS should make about £5.25m pre-tax in the current year, putting the shares on a prospective p/e of 13. This would seem inexplicable if it were not for the possibility of obtaining the US Navy gun-mounting order — which would have a transforming effect on the company comparable to what the JP233 bomb dispensers order did for to ML Holdings (which went on to make a string of acquisitions on the back of it). MS' chances look strong in that there appear to be no comparable contenders in Europe and North America; the US Navy, however, seems to be taking a long time over the decision and there could perhaps be political difficulties about awarding the order to MS. That aside, the company (which fought off a full bid for Dobson Park Industries before selling its mining side to it last year) is considered well-run and is established in some nice little niches — but the shares are far too expensive on those grounds.

## Hardys & Hansons rises

Hardys & Hansons, the brewer and hotel owner, achieved improved pre-tax profits of £2.49m for the half year ended March 31, up from £2.13m.

Earnings per share rose to 32.395p (26.675p), and an increased dividend of 9.4p (7.2p) ordinary and 8.525p (6.325p) deferred is declared.

The directors said that since the end of the half year the fine weather had helped trade to improve.

## Laura Ashley settlement

**By Maggie Urry**

LAURA ASHLEY, the retail group, has settled a court action in the US against Limited Stores, the retailer, concerning similarities between packaging of products under Laura Ashley's Penhaligon's brand and Limited's Victoria's Secrets name.

Mr John James, Laura Ashley chief executive, said "I am very satisfied with the outcome." He said he could not disclose details of the settlement which was covered by a confidentiality agreement.

Laura Ashley sued Limited Stores seeking an injunction to prevent the Victoria's Secrets range using the similar packaging. After the first day's argument in court the two sides came to a settlement.

Mr James said that Laura Ashley felt it must defend its Penhaligon's brand image or the group as a whole would lose credibility.

Mr Michael Ward, chairman of European Leisure, and Mr Peter Stringfellow: toasting a £7m deal

# European Leisure expansion continues

**By David Churchill, Leisure Industries Correspondent**

EUROPEAN LEISURE, the nightclub and leisure group, yesterday continued its rapid expansion into the leisure sector with acquisitions totalling £12m in London and Paris.

The company is buying the London Hippodrome nightclub for £7m in cash, and two nightclubs and a restaurant in Paris for £5m.

European Leisure's acquisition of the Hippodrome came in spite of strong competition from other leisure operators including Mecca Leisure, the UK's leading nightclub group.

The company is buying the Hippodrome from Mr Peter Stringfellow, the London nightclub operator, who recently opened a Stringfellows nightclub in Miami.

Unaudited management accounts for the Hippodrome reveal that it made profits before tax and interest of £651,000 in 1988 and had net fixed assets of £2.4m at the year-end.

In Paris, European Leisure is buying the Studio 102 nightclub and Pau Brazil restaurant and is planning to convert the Metro station at Porte Maillot into a nightclub. It is paying £2m in cash, £2m in ordinary shares, and a further £1m linked to profits up to 1994.

# High street moves by Amber Day

**By Edward Sussman**

AMBER DAY Holdings, the fashion group, launched what it described as the first stage of a significant expansion into high street retailing with the acquisition of Woodhouse for an initial £1.1m.

Amber will issue 1.35m ordinary shares, 3 per cent of the enlarged share capital, to meet £750,000 of the initial payment. The group, which already controls 12 mens wear shops called Review, may pay an additional £3m profit-related consideration to Mr Philip Start, Woodhouse's founder.

Woodhouse operates nine mens wear stores. It incurred a loss of £835,886 on turnover of £7.2m in the year to March 4. Tangible net assets were valued at £1.1m on June 4.

Several other acquisitions are forseen, Mr Green said. Both Review and Woodhouse are likely to add more stores.

Blue Arrow recently sold its 9.6 per cent stake in Amber Day after a disagreement over its direction.

## Clyde Blowers up

Pre-tax profits at Clyde Blowers, manufacturer of soot-blowing equipment and boiler controls, rose from £68,000 to £85,000 in the half year to end-February.

Turnover fell from £1.75m to £1.70m, following a redundancy programme which cost £65,000 in the comparable period.

An unchanged interim dividend of 0.83p is payable. Earnings per share were 6.4p (4.8p).

# Two further PR buys for Shandwick

**By Nikki Tait**

SHANDWICK, the acquisitive public relations group, has made two further purchases of PR businesses, one headquartered in New York and the other in London. The maximum consideration is $25m (£16m) and £1.78m respectively.

Shandwick is funding the initial payments plus expenses, totalling £5.7m, by a placing of 4.28m shares at 133p.

Shandwick's chairman, Mr Peter Gummer, is placing a further 2.3m shares. Rowe & Pitman bought them at 131p but they will be placed at 133p. Mr Gummer's stake, currently around 12 per cent, will fall to about 8.9 per cent in the enlarged group. Shandwick shares eased 6p to 133p.

The larger purchase is of Dorf & Stanton, a New York-based PR business. In the year to end-October 1988 it made pre-tax profits of $1.05m.

Initial consideration is $6.38m. Profit-related payments could continue until 1994, to a maximum $25m total.

The smaller purchase is Welbeck Golin/Harris, a sister company to Golin/Harris in Chicago which Shandwick acquired earlier this year. Profits were £4,000 in 1988. Initial consideration is £850,000 with further consideration possible, to a maximum £1.78m.

## Waterglade buy

Waterglade International has paid £7.95m for a four acre site in Hamburg on which to build a 380,000 sq ft office park. The company is looking for a joint venture partner for the project.

GRANVILLE

SPONSORED SECURITIES

| High | Low | Company | Price | Change | Gross div (p) | Yield % | P/E |
|---|---|---|---|---|---|---|---|
| 340 | 295 | Ass. Brit. Ind. Ordinary | 340xd | 0 | 10.3 | 3.0 | 9.2 |
| 38 | 28 | Armitage and Rhodes | 32 | +1 | - | - | - |
| 35 | 25 | BBB Design Group (USM) | 35 | 0 | 2.1 | 5.9 | 8.5 |
| 210 | 149 | Bardon Group | 200 | 0 | 2.7 | 1.4 | 34.2 |
| 124 | 105 | Bardon Group Cv. Pref. (SE) | 123 | 0 | 6.7 | 5.4 | - |
| 123 | 98 | Bray Technologies | 98 | 0 | 5.9 | 6.0 | 8.7 |
| 110 | 105 | Brenhill Conv. Pref | 105 | 0 | 11.0 | 10.5 | - |
| 104 | 100 | Brenhill 8¼% New C.C.R.P | 104 | 0 | 11.0 | 10.6 | - |
| 305 | 285 | CCL Group Ordinary | 288xd | -2 | 14.7 | 5.1 | 3.6 |
| 176 | 168 | CCL Group 11% Conv.Pref | 168 | -2 | 14.7 | 8.8 | - |
| 210 | 140 | Carbo Plc (SE) | 205 | 0 | 7.6 | 3.7 | 12.1 |
| 110 | 109 | Carbo 7.5% Pref (SE) | 110 | 0 | 10.3 | 9.4 | |
| 835 | 355 | George Blair | 825xd | 0 | 12.0 | 1.5 | 18.2 |
| 126 | 119 | Isis Group | 126 | 0 | | | 16.6 |
| 92 | 58 | Jackson Group (SE) | 91xd | 0 | 3.6 | 3.9 | 10.6 |
| 322 | 261 | Meltlhouse NV (AmstSE) | 305 | 0 | - | - | - |
| 121 | 98 | Robert Jenkins | 121 | +1 | 7.5 | 6.2 | 4.6 |
| 467 | 403 | Scruttons | 465xas | 0 | 18.7 | 4.0 | 12.4 |
| 290 | 270 | Torday & Carlisle | 290xd | 0 | 9.3 | 3.2 | 10.1 |
| 117 | 100 | Torday & Carlisle Conv Pref | 116 | 0 | 10.7 | 9.2 | - |
| 122 | 92 | Trevian Holdings (USM) | 97 | 0 | 2.7 | 2.8 | 10.4 |
| 127 | 106 | Unistrut Europe Conv Pref | 123xd | 0 | 9.3 | 7.6 | |
| 395 | 355 | Veterinary Drug Co. Plc | 390 | 0 | 22.0 | 5.6 | 9.4 |
| 370 | 327 | W.S Yeates | 335 | 0 | 16.2 | 4.8 | 27.9 |

Securities designated (SE) and (USM) are dealt in subject to the rules and regulations of The Stock Exchange. Other securities listed above are dealt in subject to the rules of TSA

These Securities are dealt in strictly on a matched bargain basis. Neither Granville & Co Limited nor Granville Davies Limited are market makers in these securities

Granville & Co. Ltd.
8 Lovat Lane, London EC3R 8EP
Telephone 01-621 1212
Member of TSA

Granville Davies Limited
8 Lovat Lane, London EC3R 8EP
Telephone 01-621 1212
Member of the Stock Exchange & TSA

OLIVES GREEN

Forest friendly
*recycled* paper *stationery*

100gsm.
White, watermarked Olives Green

OLIVES PAPER MILL, BURY, LANCS.
061-705 1886

Specify OLIVES PAPER

**This advertisement is issued in compliance with the requirements of the Council of The International Stock Exchange of the United Kingdom and the Republic of Ireland Limited ("The Stock Exchange").**
**Application has been made to the Council of The Stock Exchange for the grant of permission to deal in the whole of the issued share capital of Ensor Holdings P.L.C. ("the Company") on the Unlisted Securities Market. It is emphasised that no application has been made for the ordinary shares to be admitted to listing and that this advertisement does not constitute an invitation to the public to subscribe for or to purchase securities.**

**ENSOR**

**ENSOR HOLDINGS P.L.C.**
(Incorporated and Registered in England under the Companies Act 1862 No. 13944)

**Share Capital**

| Authorised | | Issued fully paid |
|---|---|---|
| £1,250,000 | Ordinary shares of 10p each | £942,689 |

**INTRODUCTION**
**Sponsored by**
HENRY COOKE, LUMSDEN plc

Ensor Holdings P.L.C. is the holding company of a group of subsidiaries whose principal activities are dealing in Mercedes-Benz motor vehicles and the manufacture, supply and distribution of building materials including building blocks, concrete bricks and natural roofing slates.

Particulars relating to the Company are available in the Extel Unlisted Securities Market Service from 28th June, 1989 and copies of such particulars may be obtained during business hours on any weekday (Bank Holidays and Saturdays excepted) up to and including 12th July, 1989 from:

HENRY COOKE, LUMSDEN plc

No. 1 King Street
Manchester
M60 3AH

Crowns House
56/58 Southwark Street
SE1 1UL

28th June, 1989

# Regulatory Accounting

## Investment Banking £25-40K + Benefits

A number of our clients currently have vacancies for young, top calibre chartered accountants within their Regulatory Reporting departments. Responsibilities will include:

* Preparation of all formal returns to TSA.
* Computation of capital under the Financial Regulations of TSA.
* Analysis of new regulations.

The successful candidates will gain excellent knowledge of the investment banking business as a whole and of Financial Regulation in particular.

Ideally candidates will be 25-30, with at least 2 years' post qualification experience. Knowledge of financial regulation is preferred and candidates must have financial services experience. These are high profile roles and it is vital that applicants have a keen interest in the business as well as strong technical skills.

Interested applicants should contact Karin Clarke on 01-831 2000 or write to her with full curriculum vitae at Michael Page City, 39-41 Parker Street, London WC2B 5LH.

Michael Page City
International Recruitment Consultants
London Paris Amsterdam Brussels Sydney


JOBS

# Fresh light on executive pay across Europe

By Michael Dixon

WHENEVER the Jobs column prints salary-survey figures like those in the table alongside, it crosses its fingers and hopes. The hope is that somebody responsible for setting the pay policy of some organisation will get in touch to say justice has returned to the world.

Alas, the only news that has so far arrived from the policy-setters on such occasions has been to the opposite effect. It seems that pretty well every time I report on a pay study, they receive complaints (usually anonymous) from people in their organisation who have evidently compared their own rewards with the most nearly relevant survey finding, and decided they are shamefully undervalued.

But the policy-setters have never yet received a grateful communication from any colleague who, by the same token, has decided that he or she is overpaid. And that is what leads them to believe there is no justice in the world, for it is certain that the survey results must raise a pleasant glow in some people's hearts.

The reason is that the studies measure rewards by reference to "benchmark" job-holders. For example, in today's table covering managing directors and heads of personnel and of sales and marketing in eight European countries, the benchmark is the median executive – the one who would be exactly midway in a pay-ranking of all in the same type of job in the same land. So to all practical intents and purposes half of the executives concerned were paid more than the median amount, with the other half receiving less.

| COUNTRY | POSITION | Up to 100 employees: Basic salary £ | All cash rewards £ | Buying power £ | 250-1,000 employees: Basic salary £ | All cash rewards £ | Buying power £ |
|---|---|---|---|---|---|---|---|
| Switzerland | Managing director | 53,691 | 61,745 | 38,067 | 77,469 | 93,193 | 53,241 |
| | Sales & mktg head | 42,570 | 45,838 | 29,645 | 55,609 | 63,279 | 39,013 |
| | Personnel head | 35,666 | 39,501 | 26,449 | 47,172 | 52,541 | 33,169 |
| France | Managing director | 55,923 | 65,429 | 44,638 | 62,879 | 73,569 | 52,286 |
| | Sales & mktg head | 43,185 | 51,390 | 38,376 | 47,565 | 56,602 | 41,758 |
| | Personnel head | 34,534 | 38,678 | 30,005 | 39,628 | 44,383 | 33,809 |
| West Germany | Managing director | 62,288 | 69,794 | 42,112 | 71,605 | 84,708 | 49,258 |
| | Sales & mktg head | 38,156 | 44,148 | 29,315 | 42,831 | 48,823 | 31,983 |
| | Personnel head | 27,128 | 28,247 | 19,908 | 37,728 | 40,362 | 27,162 |
| Italy | Managing director | 60,745 | 71,464 | 40,341 | 65,548 | 80,045 | 43,596 |
| | Sales & mktg head | 47,503 | 52,781 | 30,998 | 52,127 | 57,921 | 33,500 |
| | Personnel head | 37,684 | 41,862 | 25,748 | 44,404 | 49,339 | 29,466 |
| United Kingdom | Managing director | 32,500 | 40,042 | 27,909 | 48,000 | 51,458 | 34,837 |
| | Sales & mktg head | 25,372 | 28,831 | 21,335 | 30,879 | 33,468 | 23,762 |
| | Personnel head | 21,142 | 21,246 | 16,317 | 24,199 | 25,416 | 18,960 |
| Belgium | Managing director | 39,622 | 50,700 | 25,562 | 66,373 | 75,059 | 33,203 |
| | Sales & mktg head | 27,915 | 33,423 | 19,556 | 39,827 | 44,941 | 23,247 |
| | Personnel head | 28,702 | 30,275 | 18,407 | 33,344 | 38,993 | 21,418 |
| Netherlands | Managing director | 45,322 | 52,632 | 27,551 | 58,480 | 65,789 | 31,505 |
| | Sales & mktg head | 30,409 | 44,152 | 24,263 | 46,199 | 52,047 | 27,245 |
| | Personnel head | – | – | – | 39,035 | 41,813 | 23,544 |
| Ireland | Managing director | 28,822 | 31,634 | 18,205 | 43,937 | 47,803 | 24,749 |
| | Sales & mktg head | 23,726 | 26,362 | 15,870 | 27,482 | 30,756 | 17,695 |
| | Personnel head | 21,968 | 21,968 | 13,867 | 28,212 | 28,251 | 16,258 |

The table is compiled from a survey published yesterday by European Remuneration Network, a consortium of half a dozen management consultancies based in the eight countries covered. Although each of them has long been making its own single-nation studies, this is the first time they have got together to produce a joint overview.

It is based on information from 2,673 companies with a total of 29,396 executive staff, and is dated as at May 1 (although in my table the Continental currencies have been converted into sterling at the London closing rates of last Friday night.)

The full report gives data on 29 jobs at four managerial levels. Anyone who wants it, and has £500 to hand, should contact Tom Raftery of P-E Inbucon – the British member of the consortium – at Park House, Wick Rd, Egham, Surrey TW20 0HW; telephone 0784 434411, fax 0784 437828.

While today's figures are limited to heads of personnel and of sales and marketing in addition to managing directors, my plan is to give equivalent data for heads of finance and production in the Accountancy column in tomorrow's FT. On both occasions, however, the information is and will be restricted in another way.

To some extent the restriction compensates for the usual tendency of pay figures appearing in this corner of the paper. For since organisations that contribute data to published surveys tend to be large ones, the findings are apt to be biased towards higher than average big-company rewards.

By contrast, my extracts from the consortium's study refer to executives in companies of two specific size-ranges: those with no more than 100 employees all told, and those with between 250 and 1,000. Besides the median basic salaries for each group of executives in each country, the table shows the median total rewards received in money including incentive bonuses and so on, and an indicator of the buying power that the total represents.

The indicator is calculated by deducting the particular country's standard tax and social security charges for a person of the relevant income-level who is married with two dependent children, then adjusting the resulting net pay figure in line with an index of international price differences. But since the index does not take account of housing costs, the buying power indicator is at best a loose approximation.

The countries are ranked in the table according to the buying power of the median managing director of the company with 250-1,000 employees. By that criterion Switzerland takes top place, as it has done in every cross-Europe pay survey the Jobs column has seen before. But if the measure is changed to the buying power of the MDs of the smallest companies, the Swiss come only fourth.


# CORPORATE FINANCIER

## M & A - UK and Europe

City £35-£45,000 + Banking Benefits

One of Europe's largest and most respected banking groups is seeking to enhance its London presence through the establishment of a specialist corporate finance team, part of its international investment banking subsidiary. With a substantial reputation in global banking services, capital markets and equities, the Group's wide client base and excellent research capability will form the ground base for the development of this service, and will complement the new executive's own high profile.

Activity will concentrate on internationally biased mergers and acquisitions. In conjunction with the General Manager, the Corporate Financier will use his/her expertise to:

- Establish a network of international contacts, promoting the organisation's reputation in this market.
- Negotiate and transact deals on behalf of clients.

To succeed in this role, you will be a graduate with an accountancy, legal or business studies qualification and an excellent track record. This will comprise 3-5 years' transaction orientated experience *in a financial services environment with a* European slant, and will be supported by well developed communication and technical skills.

Please contact Hilary Douglas with a full curriculum vitae, quoting reference B4774.

KPMG Peat Marwick McLintock
Executive Selection and Search
70 Fleet Street, London EC4Y 1EU



## CAREER OPPORTUNITIES

As a direct result of our increasing market presence, we are looking to recruit three additional personnel in our *treasury area to fill the following positions:-*

1) NO. 2 CORPORATE DEALER

As our client base expands, we find ourselves needing to quote in an ever increasing number of currencies. To satisfy this need we envisage recruiting someone who not only has experience of dealing with a wide range of customers, but who will also be capable of quoting and covering deals independently and/or running some tactical positions.

2) JUNIOR FUTURES TRADER

Interest-rate futures in £, USD and DEM will become a significant area of expansion. The position would ideally suit a recent graduate with a financial background to initiate, develop and integrate these instruments with our cash and FRA books.

3) DEALERS' ASSISTANT

Current and anticipated trading volumes dictate the requirement to recruit someone with the willingness/versatility to (a) deputise for the positions clerk (b) write tickets and (c) train as a dealer's assistant. This position would suit an 'A' level entrant with some knowledge of the area and proven ability to work quickly and accurately under pressure.

We are looking to fill the first vacancy immediately and the other two during October this year.

Apply with C.V. in confidence to: Miss. M.C. Heffernan
Personnel Officer
Banque Bruxelles Lambert SA,
St. Helen's
1, Undershaft
LONDON
EC3P 3EY

BBL



JM
Johnson Matthey

## *Principal Precious Metals Trader*

### Package £25,000 Plus

Johnson Matthey is a leading specialist in advanced materials technology, with principal business interests in refining, marketing and fabrication of precious metals and rare materials.

As principal trader you will source and dispose of precious metals required by Johnson Matthey in the management of its stocks and execution of business with clients.

The position is that of a physical trader rather than one in a market making role but candidates must have a sound, analytical understanding of the markets and a flair for dealing. You would be required rapidly to gain a full appreciation of Johnson Matthey's precious metals business. You will also have a minimum of three years commercial experience in a commodity market environment, be of 'A' level or degree background and highly numerate.

**Please contact Richard Stark or Julie Byford on (01) 583 0073 (Day), (01) 353 3908 (Fax) or (01) 385 0605 (Evenings & Weekends). 16-18 New Bridge Street, London EC4V 6AU.**

BADENOCH & CLARK
*recruitment specialists*



# *Pensions Fund Marketing*

We have an excellent opportunity to join our expanding Financial Institutions Group, marketing Citicorp's full range of services and products to the pension fund management industry, with specific emphasis on our security services.

As part of the Group's overall commitment to the development of investor services, the objective of this position is to develop and build on its current customer base and therefore the successful candidate should have an understanding of the corporate pension fund market and a proven track record of new business development. Personal contacts in this financial sector would be useful.

This Vice President post attracts a competitive salary, with a full range of benefits associated with a major international bank.

If you are interested please send a full Curriculum Vitae to: Sally Gould, Human Resources, Citibank N.A., Citibank House, 336 Strand, London WC2R 1HB.

*Citicorp is an equal opportunities employer.*

CITICORP CITIBANK



# Trading Positions

## - Spot FX
## - FX Options

Bank of Boston has a number of positions available in its new trading room in Westminster. We are seeking highly motivated traders to enhance the solid reputation the Bank of Boston has built over 200 years. These positions offer the opportunity to make a real impact in an environment where your commitment and enthusiasm will be recognised and rewarded.

We are seeking two Senior FX Traders with at least 3-5 years' experience, ideally at senior level, to trade in DMKS and Yen. Your experience should have given you an excellent track record and ambition to progress into a more challenging and responsible role.

Our FX Options desk is seeking an additional trader with direct experience in FX Options trading or 3-5 years' trading experience in the FX forward market. The successful candidate will have proven ability and a highly analytical approach.

All roles command competitive salaries, plus group performance related bonuses and an attractive banking benefits package. To apply, please write with career details to John Watkinson at Bank of Boston, 39 Victoria Street, London SW1H 0ED.

1784 BANK OF BOSTON



# TAKE YOUR CITY SKILLS — OFFSHORE

A little over one year ago Mondial opened its first office overseas – enjoying unprecedented success as the fastest growing international financial services organisation. We are now located throughout Northern and Southern Europe, the Middle East, the Far East, and Africa.

Whilst City climate remains uncertain, our strong growth sets us apart and creates further opportunity worldwide for high calibre people with knowledge of the financial sector.

If you are financially aware and are interested in advising on and marketing top quality investment services to the thriving expatriate community, we should meet.

You will enjoy high earnings that reflect your success.

C.V.'s should be sent to:
Peter Bray at Peter Bray Associates,
3 Blake House, Admirals Way, Waterside, London E14 9UF

Mondial



# *Corporate Actions Controller*

## *Not less than £18K*

State Street London Limited is a leading Global Custodian providing custody, cash management and reporting services for an impressive list of institutional investors.

As Corporate Actions Controller you will perform a key role in managing and developing an efficient corporate actions service. Leading a team of four you will ensure that early information is received on all rights, bonus and new issues that affect clients' UK and foreign holdings and that instructions are communicated quickly and accurately.

You will be a good communicator with an appreciation of man management skills who has at least five years experience of handling foreign corporate actions (additional knowledge of UK issues would be an advantage).

Salary will not be less than £18,000, plus financial sector benefits.

For more information call Carol Butler on 01-480 7388 ext 302 or write to her with full CV at Lloyds Chambers, No 1 Portsoken Street, London E1 8DF.

State Street



# Hanover Druce p.l.c.

## ENTREPRENEURIAL MANAGING DIRECTOR

Financial Services Group
LONDON
SUBSTANTIAL SALARY BY NEGOTIATION

Hanover Druce Securities is the Financial Services arm of Hanover Druce plc, a leading publicly quoted estate agency group covering Professional, Commercial, Residential, Hotels & Leisure, Private Care and Business Transfer across the UK.

We wish to expand the Financial Services companies which act as brokers and advisers on property finance, life and pensions, general insurance and corporate and business finance.

This is a key appointment, suited to an individual who possibly combines a merchant banking or accountancy background with wide experience in financial services, including marketing and general management skills.

The rewards are high and geared to success, including share options, car and usual company benefits.

Please apply in writing to:
Dr. I. Redstone, Chairman, Hanover Druce plc,
25 Manchester Square, London W1M 5AP

# International Economist in Hong Kong.

GT Management PLC, the International Investment Management group, is seeking a well qualified Economist to join our Economics team based in Hong Kong which is headed by John Greenwood. As part of the team you will provide input to GT's worldwide asset allocation decisions and contribute to two bimonthly publications: the widely followed Asian Monetary Monitor, and Global Trends. You will also make presentations to investment managers and clients. Travel within Asia and to Europe or North America will be a necessary part of your job.

You will probably be in your late 20s with an advanced degree in economics and/or have several years experience in financial markets. Literacy, numeracy and the ability to work to tight deadlines are essential. Familiarity with standard PC software would be an advantage for this challenging position.

The initial package will be a good expatriate one including the provision of accommodation in Hong Kong.

Please send your full curriculum vitae with samples of your recent work to: *Michael Hill, GT Management PLC, 8 Devonshire Square, London EC2M 4YJ.*

GT Management PLC is a member of IMRO.

---

PRIVATE CLIENT STOCKBROKING

**An opportunity for a limited number of**

# Senior Stockbrokers

**presently generating in excess of £150,000 commission per annum**

Backed by our new parent, the Bank of N.T. Butterfield and Son Ltd., we are engaged in a major expansion of our private client division. We seek a limited number of highly motivated private client executives to join our management team.

This is a challenging opportunity for individuals or small teams of professionals with a proven client base to join a well established and expanding organisation with international backing.

For a confidential preliminary discussion, contact: Grant Hall, Chief Executive

Seymour Pierce Butterfield Ltd.
10 Old Jewry, London EC2R 8EA
Tel: 01-628 4981

---

# Financial Engineering

## To £70,000 + Car + Bonus + Usual Benefits

Our client boasts a formidable reputation in providing creative solutions within the field of financial engineering. To sustain its phenomenal success in this area, an additional marketer is required to initiate and develop business relationships with corporate and institutional clients in the UK.

As a member of a small focussed team of transactors the successful candidate will take responsibility for solving treasury exposure management problems using FX and interest rate products, as well as engineering and marketing structured deals relating to asset liability management, portfolio management, tax and funding issues.

Probably in your late twenties/early thirties you will be a graduate with at least two years' experience gained in a risk management or new products group. Of paramount importance is the ability to identify and anticipate clients' requirements.

Interested candidates should contact Nick Bennett or Arabella Goodford on 01-831 2000 or write to them at Michael Page City, 39-41 Parker Street, London WC2B 5LH. Confidentiality is guaranteed.

Michael Page City
International Recruitment Consultants
London Paris Amsterdam Brussels Sydney

---

# International Head of Planning

**c. £30K+BONUS & PROFIT SHARE, CAR**

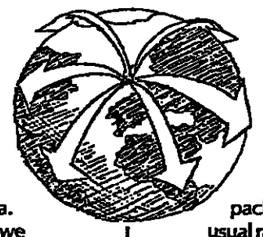

The Home Services Division of NFC – the *£1.5 billion turnover international* transportation and property group – which incorporates such household names as Pickfords Removals in the UK and Allied Van Lines in the USA, is planning significant further acquisition and development in Europe and North America.

To help us achieve these objectives we require a highly motivated Head of Planning, who will be responsible for the strategic planning process, 'due diligence' of acquisition prospects and the appraisal of joint venture and franchise opportunities. He or she will have demonstrable commercial vision, analytical ability and a successful track record in the marketing, development or financial departments of a service industry, preferably one with international interests.

The successful applicant will hold an MBA or similar business qualification, be fluent in at least one continental European language, and be willing to undertake the international travel which the position demands.

The generous remuneration package includes a salary of c. £30K and the usual range of benefits including a company car, plus generous bonus incentives and profit sharing. The position will be based in Enfield.

Please write or telephone for an application form to:
**Brian Hardwidge,**
**Personnel Director,**
**Home Services Division,**
**492 Great Cambridge Road,**
**Enfield, Middx.**
**EN1 3SA.**

NFC
Home Services Division

---

## SPECIALIST FINANCE

***London £35-40,000 + Benefits***

*Expansion requires major European bank to appoint an experienced deal-doer to head up their specialist finance unit. With a knowledge of cash flow financing and leveraged transactions in particular, you will also have had exposure to MBO's. Your brief will include motivating an already successful team to achieve a greater market share. Ref: 125208/sbt*

## ACCOUNT MANAGER

***London £30,000 + Benefits***

*International bank developing its presence in London, offers a challenging opportunity to an assertive marketeer with a knowledge of middle market UK corporates. Working as part of a two person marketing team you will have the opportunity to present the full range of commercial banking products as well as provide LBO/MBO financing. Ref: 105315/sbt*

## MARKETING MANAGER UK CORPORATES

***London £40,000 + Benefits***

*One of the world's major banks seeks a "hands-on" business developer to be strategically involved in the development of its UK corporate banking team. Experienced in marketing a wide range of both commercial banking and specialised finance products, you will enjoy excellent career development within an expanding London operation. Ref: 126097/rjl*

## MERGERS & ACQUISITIONS ASSOCIATE

***London £25,000 + Benefits***

*North American bank seeks a young banker to join their successful Corporate Finance team. An MBA or graduate with at least one year's relevant experience, you will be responsible for researching potential M & A, LBO and MBO opportunities for European and US clients. The role offers great scope, providing exposure to a wide range of alternative financing techniques. Ref: 125333/rjl*

***To be considered for these or similar opportunities please write to or telephone in confidence***

***MANAGEMENT PERSONNEL***
***25 City Road, London EC1Y 1AA***
***Tel: 01 256 5041 (24 hours)***
***Fax: 01 374 8848***

Management Personnel
RECRUITMENT SOLUTIONS
LONDON · GUILDFORD · ST. ALBANS · WINDSOR
NEWBURY · BRISTOL · CAMBRIDGE

---

# TRAINING CONSULTANTS

DC Gardner Group plc is the world's leading specialist banking training consultancy, employing over 170 staff in 16 different locations around the world. We are now seeking several additional consultants to join the company in the following fields of expertise:

## CORPORATE BANKING

Candidates will be experienced in marketing banking services to a range of corporates from middle market to multinationals. Credit and risk appraisal skills will be important, together with a familiarity with the more sophisticated banking products and financial techniques.

## TREASURY

Candidates should be market practitioners in a range of treasury or risk management products, from FX spot and forwards through to swaps, FRAs, options, caps, floors and collars. Candidates will also need well-developed marketing skills.

## HUMAN RESOURCES

Candidates should have experience of running management development training and in particular, sales and marketing programmes. While experience with financial services organisations would be beneficial, it is not essential. Experienced banking sales professionals would also see this as an attractive opportunity.

For each of these positions we are seeking confident communicators, who are keen to use those skills in a training role. DC Gardner's consultants are expected to travel both within the UK and overseas and mobility is an essential feature of the job. Attractive remuneration packages will be offered to the right candidates, along with excellent prospects for career development.

**Please write with a detailed CV to:**
**Mark Allsup, Group Managing Director, DC Gardner Group plc, 5-9 New Street London EC2M 4TP.**

**DC GARDNER GROUP plc**
**INTERNATIONAL BANKING CONSULTANTS**

---

TNT Skypak
International Express

**Hounslow**

TNT SKYPAK INTERNATIONAL (UK) LTD forms part of *the major Australian TNT Group and specialises in the* provision of international courier and distribution services to clients in all business fields. The company operates in a very competitive and visual end of the market where service excellence in terms of operational quality and administration are the key to success.

The company has recently adopted a policy of regional rather than centralized control of debt and the resulting reorganisation gives rise to this senior management position. The role of National Credit Manager has a high level of accountability which translates into the achievement of tight debt performance criteria. Leading and motivating a team of 45 people, you will optimise cash flow, minimise debt/risk and identify enhancements to the on-line receivables system. Whilst having direct responsibility for the sales ledger and credit control function, the high profile nature of this position requires a pro-active relationship with senior *commercial management and the major clients.*

Ideally aged between 30 and 40, you should be commercially astute and possess strong interpersonal skills combined with several years credit management experience preferably gained within the Service Industry Sector. You must be able to demonstrate a progressive level of achievement in your field, where possible, involving high volume transactions.

An excellent remuneration package is offered together with a fully expensed company car, family medical insurance and, where appropriate, relocation assistance.

Candidates, male or female, are invited to write enclosing their full Curriculum Vitae and salary details to our recruitment consultant, Bob Thorpe, at Bull Thompson & Associates Ltd, Alliance House, 63 St Martin's Lane, London, WC2 4JX or telephone him on 01-240 3561.

# NATIONAL CREDIT MANAGER

**c. £26,000 + Bonus + F/E Car**

TNT The Worldwide Transportation Group

---

# Corporate Finance Originator

CITICORP CITIBANK

Citibank is a recognised leader in the field of *energy banking and project finance.* There is an exciting opportunity for a senior banker to join the Energy and Project Finance team of our Specialised Industries Group.

Our continuing objective is to build strong account relationships, offering creative application of corporate finance techniques. You will be part of a small, prestigious and successful team and will have responsibility for developing existing business and originating new opportunities. You will have 5-6 years' experience in a major financial institution, excellent communication skills, good credit skills and experience in structured finance.

The value that Citibank places in its people is reflected in a highly competitive salary and benefits package, which includes subsidised loans and mortgages, free health insurance and non-contributory pension scheme.

If you are interested please send a full curriculum vitae to Joanna Sadie, Human Resources, Citibank NA, Citibank House, 336 Strand, London WC2R 1HB.

*Citicorp is an equal opportunities employer.*

---

# CAPITAL MARKETS SALES

A major US bank wishes to add to its capital markets salesforce. Following a major strategic review the bank is increasing its commitment to the international debt markets. Particular focus will be placed upon higher value products developed through sophisticated financial engineering. A vital objective is to develop a highly qualified multiproduct sales force dedicated to interpreting and servicing the portfolio needs of the investor.

We are therefore seeking flexible and highly motivated individuals who are over the age of 26, with a university degree, and who have good market experience. They may now be working in any of the securities markets, including debt, money-markets, derivatives, or research.

A competitive remuneration package will be provided including a significant bonus opportunity.

Apply to: Patricia Brooks 01 437 2920
Hansard Consultancy 25/27 Oxford Street, W1

---

## INTERNATIONAL APPOINTMENTS

Zwanzig Jahre Corporate Finance, Investment- und Correspondent Banking sowie Mergers & Acquisitions als Vertreter in leitenden Funktionen namhafter Banken mit langjährigen Auslandseinsätzen in USA und der Schweiz haben meinen Karriereweg entscheidend geprägt. Zum gegenwärtigen Zeitpunkt bin ich daran interessiert, eine weiterführende und herausfordernde Position bei einer

**Bank oder im Industriefinanzmanagement**

zu übernehmen, um mein umfangreiches Erfahrungsspektrum anwenden zu können.
Ich bin 43 Jahre, ansässig in NRW, geographisch unbegrenzt mobil, Bankkaufmann mit solider Weiterbildung, und beherrsche die englische Sprache fließend in Wort und Schrift, Französischkenntnisse sind ausreichend vorhanden.
Zuschriften unter Chiffre-Nr. 0000x an den Verlag.

**SENIOR BANKING EXECUTIVE**

With 26 years' varied experience with large international bank seeks immediate position/consultancy. Has worked in the city for several years. Can motivate colleagues and achieve results.

**Please reply to Box A1282, Financial Times, One Southwark Bridge, London SE1 9HL**

# Investment Adviser

## Salary Negotiable

- An opportunity has arisen to work alongside, and report directly to, the founding Director of a small international investment company on a variety of transactions, mostly European but also involving investors from the Middle and Far East. Responsibilities will initially be to advise and assist on potential investment opportunities, but will develop into direct contact with clients and the negotiation of transactions.
- The successful candidate is likely to be aged 25 – 35, motivated and with a financial background either in mergers and acquisitions or investment analysis. He/she will be able to communicate clearly and to establish a good rapport with clients. Languages would be an advantage (particularly German, Spanish or Japanese) but not essential.
- Salary negotiable according to age and experience.
- Please send a handwritten letter and CV (marked "PC·IA") to:

Hynes Dayton Amacom International Ltd.
New Mercury House, 82 Farringdon Street.
LONDON EC4A 4BN.

## THE ROYAL INSTITUTE OF INTERNATIONAL AFFAIRS

**Director of External Relations**

One of the world's leading Institutes for research and analysis of international issues invites applicants for a new post at senior management level to be responsible for:

- developing the Institute's financial resources
  - coordinating and developing existing funding activities
  - creating new fundraising activities particularly aimed at increasing the Institute's capital endowment
- projecting the work of the Institute
  - directing the outreach operations of the Institute and coordinating those of its activities that present its work to a growing audience at home and abroad.

The successful applicant is likely to have

- Fund raising abilities
- management skills
- knowledge of international affairs
- ability to participate in the intellectual work of the Institute
- experience in the business world

Please send detailed CV and names of 2 referees to Personnel, Chatham House, 10 St James's Square, London SW1Y 4LE, telephone: 01-930 2233, Fax: 01-839 3593. Closing date July 17th 1989.

# CHIEF DEALER — FX

Our client is the London branch of a prestigious and long established European bank.

In line with the overall expansion policy and to complement a diversified trading programme they wish to appoint a Chief Dealer, FX. The appointee will be responsible for building and managing a small but active fx trading team within the bank's new, 'hi-tech' trading room. The chief dealer will be expected to actively trade spot, mainly in cross currencies, but sound, all round fx trading skills will enable him/her to diversify when required.

Applicants should have a minimum of 5 years active fx trading experience, gained within an environment allowing an overall view as opposed to strict specialization in one currency.

Salary level is c£60,000 plus benefits but the remuneration package may be considered negotiable for someone with exceptional experience.

Initial applications to Dudley Edmunds.

**THE ROGER PARKER ORGANISATION LTD**

BOWL COURT, 231 SHOREDITCH HIGH STREET, LONDON E1 6PJ.
TEL: 01-247 7632. FAX: 01-247 1411

# EUROPEAN FIXED INTEREST INVESTMENT MANAGER

**City** — **from £30,000 + benefits + car**

Our client, a major investment institution in the City, requires a Manager for their European Fixed Interest portfolio, ideally a graduate with 3 years experience in this area.

This is a new position created within a small but expanding team. The successful candidate, probably mid to late twenties, may be required to travel to Continental Europe and knowledge of a European language would therefore be useful.

To apply, please send your career details to Marilyn Davidson at the address below.

Independent Recruiters
01-741 9595

Broadway Chambers,
14-26 Hammersmith Broadway,
London W6 7AF

# Arbitrage Trader

Our client, a leading global investment bank, is seeking to expand and diversify its successful Arbitrage trading business.

We would like to hear from analytical individuals who can consistently generate significant profits from risk controlled trading.

Candidates may come from a variety of backgrounds although we would be particularly interested in specialists currently operating within the commodities, equities, fixed income and derivative markets in a UK or international context.

The remuneration package on offer is entirely negotiable and is geared to attract candidates of the highest calibre.

In the first instance please contact Nick Bennett on 01-831 2000 or write to him at Michael Page City, 39-41 Parker Street, London WC2B 5LH. Confidentiality is guaranteed.

Michael Page City
International Recruitment Consultants
London Paris Amsterdam Brussels Sydney

**CJA** RECRUITMENT CONSULTANTS GROUP
3 London Wall Buildings, London Wall, London EC2M 5PJ
Tel: 01-588 3588 or 01-588 3576
Telex No. 887374 Fax No. 01-256 8501

This challenging appointment at Manager/Associate Director level offers excellent career development prospects

CJRA

# ACCOUNT OFFICER – INVESTMENT BANKING FRENCH DESK

**LONDON PARIS** — **£35,000-£65,000 + BONUS + BANKING BENEFITS**

**MAJOR FINANCIAL INSTITUTION**

As part of our Client's planned growth objective of building a global network in investment banking, we now invite applications from individuals, aged 25-35, who must have had a minimum of 3 years' demanding experience in Capital Markets either in bond sales, in marketing of swaps and/or covering French clients. Fluency in French and English is essential. The selected candidate, who will report to the Head of French Client Relations, will be responsible, as part of a team, for the effective servicing of established clients as well as developing further the organisation's French customer base. A keen appetite to do business and the ability to close deals are key. Initial base salary is negotiable £35,000-£65,000, plus significant performance related bonus, car and banking benefits.

**For this appointment we are particularly keen to hear from candidates in strict confidence by telephone on 01-628 0969** or alternatively in writing, quoting reference number AOIB22460/FT, when your reply will be forwarded unopened to our client unless you list companies to which they should not be sent in a covering letter marked for the attention of the Security Manager: CJRA.

CAMPBELL-JOHNSTON RECRUITMENT ADVERTISING LIMITED, 3 LONDON WALL BUILDINGS, LONDON WALL, LONDON EC2M 5PJ.

# Shepherd Little & Associates Ltd

*Banking Recruitment Consultants*

**SENIOR CREDIT ANALYST** — **Circa £35,000**

This will be a management level appointment, deputising for the Head of credit, with a triple 'A' rated European Bank. Candidates should be in their 30's and educated to degree level with considerable p.c. experience gained from within the risk analysis environment of another large bank in the City. Our client offers a sophisticated range of financial transactions to its impressive list of clients in the U.K. They wish to strengthen this support function in London by appointing an individual with the depth of knowledge and potential that will allow further promotion as the group expands.
**Please contact Brenda Shepherd.**

**LENDING OFFICER FLUENT FRENCH** — **Circa £25,000**

This is a new position for a well known European bank wishing to further strengthen its connections with medium sized corporates in the U.K. They seek candidates, who are fluent in French, with a background in negotiating, pricing and structuring loan facilities. Many deals will be syndicated in nature therefore the ability to establish and maintain relationships with other banks would be an additional advantage.
**Please contact David Little.**

**CREDIT ANALYST MARKETING POTENTIAL** — **Circa £25,000**

A well known and prestigious international bank is seeking an ambitious, well educated young banker with a background in credit analysis. This position offers the opportunity for the successful candidate to move into a specialist financial division handling LBO and MBO transactions. Preference will be shown to applicants who have already had some exposure to this type of business.
**Please contact Keith Snelgrove.**

Ridgway House 41/42 King William Street London EC4R 9EN
Telephone 01-626 1161

**UNIVERSITY OF OTAGO**
**Dunedin, New Zealand**

**CHAIR IN ECONOMICS**

Applications are invited for the second Chair within the Department of Economics. This Chair has been established to provide additional academic leadership in a department that has experienced a steady growth in student numbers over recent years and as a result several appointments will be made in the near future. The current academic staff establishment of the department is 25 and there are a number of part-time tutors and non-academic support staff. The department is active in research and has an excellent record of publications, including books as well as articles in leading journals.

In addition to the undergraduate three year course and a four year Honours course in Economics, the department is involved in postgraduate programmes leading to an MCom in Economics, MBA and PhD degrees. The department has a large number of postgraduate research students.

The successful application will have substantial academic depths in both teaching and research in one or more fields of Economics.

The present Chairman of the Department of Economics is Professor A K. Dasgupta and in the future the successful candidate may except to be appointed to the chairmanship.

Professional salaries are presently paid within the range NZ$76,000-NZ$95,000 per annum.

Further particulars are available from Appointments (36556), Association of Commonwealth Universities, 36 Gordon Square, London WC1H 0PF, or from the Registrar, P O Box 56, Dunedin, New Zealand.

Applications quoting reference number A89/9 close on 30 September 1989.

Equal Opportunity in Employment is University Policy.

# Megaundertakingitis?

## Commercial/Banking Lawyers — £ See below

**Most City Lawyers dream of:-** high quality demanding work; intellectually stimulating colleagues; adhocratic rather than bureaucratic systems; attractive and well sited premises; supportive and adequate infrastructure; and nice people who respect you as an individual rather than as a 'potential human being'.

**This need not remain a dream.** Our client has an unequivocal vision of its niche market, a good flow of work from quality European/US clients and is adequately capitalised and funded.

Two new vacancies (one Partner; one 2-3 year admitted) exist for competent lawyers with outstanding drafting skills. They may originate from a variety of backgrounds in banking, private practice, or other commercial undertakings. Above all, they must share the dreams, vision and commerciality of a small, highly profitable firm with robust and growing international connections.

Remuneration is to be negotiated to secure the best available talent. At the most junior level it will not be less than £30,000. Profit share for the Partner could be very substantial.

To discuss this matter in absolute confidence, telephone me on 01-321 0336 or write to me as below.

**NB. your details will not be released to anyone without your express permission.**

HODGSON IMPEY

Peter Willingham (Ref 054)
Managing Director
HODGSON IMPEY
SEARCH & SELECTION LIMITED
50 Pall Mall London, SW1Y 5JQ

**COMMISSIONED SALES**
of
Financial Operations
Expertise
Immediate Openings

Send C.V. to:
*Mr. M. M. Marx,*
*Box A1281, Financial Times, One Southwark Bridge, London SE1 9HL*

**CJA** RECRUITMENT CONSULTANTS GROUP
3 London Wall Buildings, London Wall, London EC2M 5PJ
Tel: 01-588 3588 or 01-588 3576
Telex No. 887374 Fax No. 01-256 8501

Excellent career opportunity for individual keen to build on compliance experience, promotion prospects within 2-3 years.

CJRA

# COMPLIANCE ANALYST

**CITY** — **£18,000-£25,000 + BONUS**

**LEADING INTERNATIONAL SECURITIES HOUSE – WITH WELL ESTABLISHED AND NEW PRODUCT LINES INCLUDING FIXED INCOME AND EQUITIES**

We invite applications from candidates, aged mid twenties to early thirties, who should ideally have had two years' previous experience in compliance. Knowledge of TSA and SEC, AFBD and CFTC rules and regulations are important. The selected candidate, as part of a small team reporting to the Compliance Officer, will be responsible for ensuring that the firm is in compliance with all internal and external rules and regulations required of the firm to conduct business. In particular this will require: monitoring and reviewing proprietary and customer accounts for the Fixed Income product; assisting with Equity surveillance; plus reviewing and filing all necessary compliance forms. Essential qualities are self-motivation, the ability to function independently, excellent written and verbal communication skills as well as being able to liaise effectively with all levels of employees including senior management. Initial base salary will be negotiable in the range £18,000-£25,000 plus bonus, non-contributory pension, free life assurance and BUPA. Applications in strict confidence, under reference CA22457/ST will be forwarded, unopened, to our client unless you list companies to which they should not be sent in a covering letter marked for the attention of the Security Manager: CJRA.

CAMPBELL-JOHNSTON RECRUITMENT ADVERTISING LIMITED, 3 LONDON WALL BUILDINGS, LONDON WALL, LONDON EC2M 5PJ.

# PERSONNEL

## SENIOR OFFICER
### City based

The opportunity exists to join the human resource team of one of Europe's top international banks and play a significant role in the continued expansion of its UK operation.

Reporting to the Personnel Manager of this busy department, initially the prime responsibility will be to undertake all aspects of the recruitment function, including internal and external liaison, preparation of job and candidate specifications, interviewing, and related administration. A career path is envisaged, however, which will lead to greater involvement in other areas of personnel.

Ideally aged 22-32, candidates should possess a minimum of three years' relevant experience, preferably gained within a bank, other financial institution or specialist recruitment company. Though not essential, an IPM training as well as a knowledge of a European language would be advantageous.

In addition to a competitive salary, the usual banking benefits will be offered.

For an initial discussion in complete confidence, please telephone or send a curriculum vitae to **Roy Webb, Managing Director, or Walter Brown, Executive Director.**

INTERNATIONAL FINANCIAL RECRUITMENT CONSULTANTS

7 Birchin Lane
London EC3V 9BY

Tel: 01 895 8050
Fax: 01 626 2092

Devonshire Executive Ltd

A member of The Devonshire Group Plc

**INVESTMENT ADMINISTRATION MANAGER REQUIRED**

For small West-End investment management company. The candidate must be fluent in French and Hindi or Gujerati, have banking/investment back office experience, be able to work with investment software and have good interpersonal skills.

Write Box A142, Financial Times, One Southwark Bridge, London, SE1 9HL

**WE CAN TELL YOU WHAT YOU CAN DO!**

Our tests of aptitude and interests reveal your strengths, and which career will give you most satisfaction. Find out at any age what you really can do.

Free brochure.

CAREER ANALYSTS
90 Gloucester Place, W.1.
01-935 5452 (24 hrs).

IF THE CURRENT CLIMATE in the city has reduced your earning capacity - and you are aged between 21 - 30 call Edward Currie on 01-833 2593 and get back to being amongst the top earners in the United Kingdom.

Bankers Trust is a global merchant bank with an international reputation for excellence. Much of our success is based on a flexible and imaginative approach to the financial services marketplace. This is particularly evident in the Capital Markets area, where we now need to augment our high profile transactions team.

# Transaction Management

International Capital Markets

The product range is extensive: international bonds, syndicated loans, warrants and private placements. The roles are substantial, encompassing the structure, negotiation and implementation of mandates from management of the documentation to liaison with all parties to achieve successful completion.

We are looking for high-achieving individuals to join the team at two different levels. Both positions require you to be a graduate with a legal or banking background. Intelligence, initiative and hard work are common pre-requisites. At the more senior level you will have at least one year's relevant experience, whereas for the junior position no direct experience is required.

This rapidly expanding area offers demanding personal challenges and exceptional career opportunities. The remuneration package is excellent and includes mortgage subsidy and bonus.

To apply, please write in confidence to Joan Woods, Human Resources, Bankers Trust Company, 1 Appold Street, Broadgate, London EC2A 2HE.

**Bankers Trust Company**

# Management Consultant

A leading consulting firm is seeking a Consultant with particular knowledge of the Scandinavian, particularly Norwegian, Energy Market.

Candidates must have an MBA from a leading International Business School and knowledge of the Petrochemicals markets. Fluency in both English and Norwegian is essential, together with a good knowledge of at least one other European language.

The successful candidate must have an excellent record of academic achievement. Ability is more important than long previous experience.

**Applications in writing with full curriculum vitae should be sent to: The Director of Personnel, Arthur D. Little Ltd, Berkeley Square House, Berkeley Square, London W1X 6EY.**

**Arthur D Little**

# EUROMONEY

## CONFERENCE MANAGER

Euromoney, the world's leading financial information company, is seeking to recruit a Conference Manager for its growing international conference business.

This is primarily a Sales position for a competent marketer who will be required to research, develop and sell international marketing services to senior personnel in financial institutions.

Applications are invited from graduates aged 25-35 with a sales background, a language ability, and experience within the banking/financial sectors. The job will involve extensive overseas travel. An attractive remuneration package will be offered to the successful candidate.

Please apply in writing to: Diane Chaplin,
Director of Administration & Personnel,
Euromoney Publications PLC,
Nestor House, Playhouse Yard, London EC4V 5EX

## CURRENCY EXPOSURE MANAGEMENT

Rapidly expanding European Currency Exposure management group with an outstanding track record seeks a highly qualified person to develop and manage their U.K. and international currency exposure management business.

The individual will be a self-starter with a background in currency trading and treasury management, will have good marketing skills and the ability to deal with senior management in corporate and institutional sectors.

Excellent salary, bonus package and prospects for the right person.

*Please apply in confidence to*
*Box A1275, Financial Times,*
*One Southwark Bridge, London SE1 9HL*

# CREDIT ANALYST

Westdeutsche Landesbank Girozentrale, London is seeking a billingual (German/English) credit analyst with a minimum of two years' experience in credit/risk analysis.

The position involves dealing with a variety of U.K. corporates and financial institutions, and a broad range of risk categories. Excellent career prospects and an attractive negotiable salary package will be offered.

Please reply with C.V. to Irena Guzinski at Westdeutsche Landesbank Girozentrale, 51 Moorgate, London EC2R 6AE.

# CORPORATE FINANCE

**CREDIT LYONNAIS** — **HEAD OF LBO/SYNDICATIONS**

As one of the world's largest banks, with operations in over 70 countries, Credit Lyonnais established its strong UK presence over 100 years ago and has witnessed continuous development. In concert with further expansion of its UK business, the Bank seeks to appoint an experienced executive to manage the structured finance unit.

Reporting directly to an Assistant General Manager within the Bank's City based UK Headquarters, prime responsibilities will be to head its activities in the LBO/MBO, project finance and syndications areas.

Candidates, ideally aged 28-38, should possess:

* several years' practical experience in the sector, including a good understanding of the leveraged transactions/syndications markets,
* strong financial analysis and credit risk assessment skills,
* a graduate degree or professional qualification,
* an ability to manage and motivate a team.

The comprehensive remuneration package will reflect the importance of this key management position and interested applicants are invited to discuss the opportunity in complete confidence with the Bank's retained advisor, **Walter Brown, Executive Director of The Devonshire Group Plc**, or send their curriculum vitae to him at the address below.

INTERNATIONAL FINANCIAL RECRUITMENT CONSULTANTS

7 Birchin Lane
London EC3V 9BY

Tel: 01 895 8050
Fax: 01 626 2092

*Devonshire Executive Ltd*

A member of The Devonshire Group Plc

# MARKETING EXECUTIVES

As one of the world's largest banks with operations in over 70 countries, our strong UK presence was established over 100 years ago and has witnessed continuous development. Currently we are embarking upon a major expansion of our existing range of wholesale, corporate and private banking services.

To assist spearhead the development of our country-wide marketing activities, we are now seeking experienced relationship officers whose prime responsibilities will be to target and generate profitable business from both existing and new clients in a given sector. The positions call for sound technical skills, including risk assessment, and a flair for innovative product packaging and cross-selling.

Applications are invited from energetic, committed, self-motivated executives, probably aged between 25 and 32, who can demonstrate presence, excellent communication skills, and a successful track record in marketing financial products independently at a senior level. The rewards, in addition to an attractive salary and bonus, include the usual banking benefits, together with excellent career prospects throughout the Credit Lyonnais network.

Interested individuals are invited either to telephone or send their curriculum vitae to Ona Joyce, Senior Personnel Officer, Credit Lyonnais, 84-94 Queen Victoria Street, London, EC4P 4LX, tel: (01) 634 8364.

**CREDIT LYONNAIS**

BANK INCORPORATED IN FRANCE WITH LIMITED LIABILITY IN 1863

# Girozentrale
## Gilbert Eliott

### EQUITY AND CONVERTIBLE SALES

Girozentrale Gilbert Eliott is the London securities arm of Girozentrale Vienna, Austria's second largest bank.

We are committed to developing our role in research-based agency broking for UK and European institutions. Opportunities exist for dynamic individuals with existing business as well as ambitious self starters to join a well established and profitable team.

The ideal candidates are likely to be in large firms but feeling frustrated that their achievements are not making the impact they should. Remuneration will not be a problem for the right candidates and a generous departmental profit sharing scheme is in place.

Contact: J.C. Knight, Director,
Equities,
Girozentrale Gilbert Eliott,
Salisbury House,
London Wall,
London EC2M 5SB
Tel: (Office) 628-6782 or
(home) 673-6077

# Jonathan Wren Executive

## SENIOR FOREX DEALER
**£50,000+**

We seek a senior foreign exchange dealer to spearhead the dealing operation of a City-based bank. Experience of both spot/forward required - main currencies US$/DM. You will presently be working in a very active dealing environment and have the personality and presence to progress within the organisation.

**Excellent benefits package including company car and profit-related bonus.**

***Please contact Norma Given on 01-623 1266.***

## SENIOR US EQUITY FUND MANAGER
**c£45,000**

Our client, a leading investment bank, requires a senior US equity fund manager who will participate in the bank's major expansion plans. The successful candidate will be aged 30-35 and have 3-5 years experience of managing client portfolios, together with some knowledge of derivative products.

***Please contact Martin Symon on 01-623 1266.***

LONDON HONG KONG MIDDLE EAST SINGAPORE SYDNEY

**Jonathan Wren**
Recruitment Consultants
No. 1 New Street, (off Bishopsgate), London EC2M 4TP
Telephone: 01-623 1266 Fax: 01-626 5258

# CREDIT ANALYST
## *Real Estate*

First Interstate Bank of California is part of one of the major banking groups in the United States. In our London office, situated just off the Strand near Charing Cross Station, we now have a superb opportunity for an individual who is interested in developing a career within property finance.

Reporting to the Head of Real Estate, your responsibilities will cover a wide variety of property companies and transactions. Primarily you will assist Loan Officers in spreading and analysing financial statements, preparing credit reviews and occasionally accompanying them on customer calls. You will also be involved in the preparation of statistical data, loan documentation and research.

We are looking for a graduate with a minimum of 18 months' credit experience, ideally gained on a clearing/international bank management training scheme. Knowledge of computerised systems and spreadsheets will be useful. Specific Real Estate experience is not essential, but candidates should be capable of identifying and analysing the important features of property company accounts.

As well as a competitive salary and the benefits associated with an international bank, the position offers excellent scope to progress into a marketing role within two years in an organisation where individual effort is recognised and rewarded accordingly.

Please write to:-
Caroline Swallow,
First Interstate Bank of California,
6, Agar Street, London WC2H 4HN.

*First Interstate Bank of California*

## U.S. Capital Markets Fund Management

An outstanding opportunity has arisen for a high calibre individual looking to enhance their career in fund management or make the move from sales/trading to fund management.

We are a city based independant fund management company with a substantial U.S. dollar portfolio looking for a dealer, probably a graduate with 2/3 years experience, currently working the U.S. domestic capital markets. The right applicant will have to demonstrate his/her expertise in trading in the U.S. treasury market as well as having the technical expertise to maintain a large fund using portfolio strategy techniques.

Salary negotiable for the right person.

**Write Box A1277, Financial Times,**
**One Southwark Bridge, London SE1 9HL**

## M.D.

For rapidly expanding company in the home improvement market, must have strong financial and administrative skills with a proven track record. Excellent financial package including participation.
Telephone: 01-767-1272
Mr Weiner

## APPOINTMENTS ADVERTISING

**Appears every**
**Monday Wednesday and Thursday**

*for further information call*
*01-873 3000 ( Ext 3694 )*

## BACK OFFICE CLERKS

Consulting firm is seeking broking/banking back office clerks with 3-4 years experience for temporary assignments. May lead to permanent position.

Send current C.V. to
Mr M.M. Marx, Box A1280,
Financial Times, One Southwark
Bridge, London SE1 9HL

**The Merchant Banking subsidiary of a Major Japanese Bank seeks creative individuals for the following roles:**

Economic and Market Analyst
Computer Generalist

The roles will have considerable flexibility and be rewarding for the right person.

Relevant experience is required.

**Write Box A141, Financial Times,**
**One Southwark Bridge, London SE1 9HL**

**CORPORATE BANKING OFFICER.** A graduate with good credit experience and some exposure to Marketing. French language is essential. c£25,000/

**CREDIT ANALYST** with securities experience and ability to deal with documentation. Preferably ACIB. c£18,500.

**INTERNAL AUDITOR.** Financial/EDP audit exp. Either a bank auditor or p/g ACA with knowledge of investment banking products. to £23,000.

**INTERNATIONAL AUDIT.** Graduates with min. 2 years' banking exp. for N. American bank. Approx. 40% European travel. Mid-late 20s.

Please tel. Shelagh Arneil on 01-583-1661or send CV to her in confidence: ASB INTERNATIONAL RECRUITMENT, 50 Fleet Street, London EC4Y 1BE. (part of Angel International Recruitment).

## FINANCIAL MANAGER
### European Institutional Banking — £45-£50,000

A leading International bank is looking to recruit an ambitious Financial Manager to join their European Institutional bank management team. Reporting to the European Institutional bank executive, the successful candidate will be responsible for financial reporting, forecasting and budgeting and the provision of management information for a broad range of businesses including Trust, Securities, Payments and Trade products. This key management position is seen as playing a vital role in the development of these businesses in the 1990s. Applicants should be qualified ACAs or ACCAs, preferably educated to degree level, and will undoubtedly have experience of working within an International banking environment.

## UK MANAGER
### Risk Control — £40-£45,000

An exceptional opportunity exists with a premier International bank for an individual with audit or general banking experience to manage their UK risk control function. The successful candidate will work with senior management in reviewing the accounting and exposure implication of introducing new financial products to the bank and will manage a team pro-actively identifying and addressing risk issues. Candidates should be educated to degree level and whilst an ACA or ACCA qualification would be ideal it is not essential.

## ANALYST
### European Financial Markets — c.£30,000

Our client, one of the world's most respected credit organisations, is looking to recruit a high calibre graduate or MBA to join a team of professionals focused upon the rating of structured financings. Following an initial assignment in New York, the successful candidate will be assigned to a European country with responsibility for the analysis of a variety of factors which impact this market. Candidates should have a command of English together with at least one other European language which is likely to be their mother tongue. Additionally they should have strong analytical and communication skills.

## CREDIT ANALYST — To £25,000

This expanding European bank wishes to enhance its Credit area by recruiting an additional Credit Analyst. The position involves handling UK Corporates. The successful candidate will have a minimum of two years' Credit experience and be seeking a demanding and challenging role where promotional prospects are first class.

For further information please contact:-

Gill Pumbleton or Judy Elman
Well Court Associates,
11 Well Court, London EC4M 9DN.
Tel: 01-236 0723 Fax: 01-489 8305
Executive Recruitment Consultants

WCA

# Senior Property Banker

## £35,000-£50,000 + Incentive Bonus + Car + Banking Benefits

Our client is a premier banking institution. It has a long pedigree in property banking, with particular strengths in many "niche" markets alongside its mainstream activities. Increasingly they are turning to more sophisticated capital markets products to fulfil their client's needs.

They now require an experienced and proven "deal doer" in the property market. Ideally this individual has worked extensively in a specialist property group within a bank; alternatively it is possible that they may be working as a Chartered Surveyor or Accountant within a property company at present. Strong analytical skills are essential, combined with a degree of "entrepreneurial" flair. Preferred age is mid 30's.

This is an opportunity to join a major player and work with a considerable degree of freedom in an organisation where property banking is a key part of overall business strategy, and a highly respected division of the bank.

*Interested candidates should contact Kevin Byrne on 01-248 3653 (076382-728 evenings/weekends) or write, sending a detailed CV to the address below or use our confidential fax line on 01-248 2814.*
*All applications will be treated in the strictest confidence.*

76, Watling Street, London EC4M 9BJ — BBM ASSOCIATES — Tel: 01-248 3653

CONSULTANTS IN RECRUITMENT

# KANSALLIS-OSAKE-PANKKI
LONDON BRANCH

## RELATIONSHIP MANAGER — SCANDINAVIA

Kansallis-Osake-Pankki is the leading commercial bank in Finland and one of the largest banks in the Nordic Region. Its London Branch provides commercial and capital market products to Nordic, UK and international companies and financial institutions.

As a result of the expansion of its business, the London Branch is now seeking an additional account and relationship manager to its Scandinavian Marketing department. The successful candidate should hold a good degree in a business related field, must have at least three to five years previous international banking experience, good credit skills and judgement, all round skills in account and relationship responsibilities, and the ability to master a Scandinavian language.

Above all the candidate should have energy and the ability to work effectively within a team.

A competitive salary and banking sector benefits are offered.

Please write with full CV to:
Miss D-J Hunn, Personnel Manager.

KANSALLIS-OSAKE-PANKKI
LONDON BRANCH
MEMBER OF THE KANSALLIS BANKING GROUP
Kansallis House,
80, Bishopsgate,
LONDON, EC2N 4AU

Old established London Branch of
Major European bank
seeks to recruit

## SPOT FOREX TRADERS
at both
CHIEF DEALER & SENIOR DEALER levels

Candidates, likely to be in their late twenties/early thirties, will have several years experience trading major currencies in an active bank dealing environment.

Excellent prospects with a commensurate remuneration package to reflect the importance and potential further expansion attached to these positions.

Applications, together with comprehensive CV to:
Box A1271, One Southwark Bridge, London SE1 9HL

# DATABASE ADMINISTRATOR
## NET 35-55,000 P.A. PLUS BENEFITS

A major financial institution in the United Arab Emirates requires a Database Administrator to work with a team of professionals in an established Computer Department. The Department utilizes state-of-the-art relational database products and development tools. The candidate will be required to perform DBA roles and ensure that the design and implementation of a wide range of financial applications are being developed satisfactorily.

The successful candidate will receive a tax free salary of up to Pound Sterling 55,000 p.a. plus free accommodation, free medical care, subsidised school fees, annual air tickets for the family 45 days annual leave and end-of-service gratuity.

The applicants should have a university degree, substantial experience of Relational DBMS on VAX-Cluster and hands-on experience using SQL and 4GL. A minimum of five years experience in business application development and project management is essential. Preference will be given to candidate with sound experience in designing financial/investment systems using INGRES.

The successful candidate will have a contract for two years, renewable.
Interviews will be held in London.
Send your detailed CV and passport size photograph to:

*Box A1279, Financial Times, One Southwark Bridge, London SE1 9HL*

# Phoenix Securities Limited
## Mergers & Acquisitions

**Phoenix Securities is one of the leading firms engaged in the initiation and arrangement of mergers, acquisitions and other corporate finance transactions in the financial sector. The business is carried out largely in London, although many transactions involve overseas companies.**

An opportunity exists for an individual, aged 25-30, with proven experience in mergers and acquisitions, to join the small executive team.

The successful applicant will have full involvement in transactions working closely with the senior directors. Maturity, intelligence, integrity and a capacity for hard work of a high standard are prerequisites.

Excellent salary and performance related bonus are offered together with normal banking benefits.

Please reply in writing, enclosing full cv,
Reference H1341.
54 Jermyn Street, London SW1Y 6LX.

S N
LONDON - 01-493 3383
BIRMINGHAM - 021-233 4656
SLOUGH - (0753) 694844
HONG KONG - (HK) 5 217133

# Stockbrokers

Our client, an old established independant firm who believe that the clients needs are of paramount importance, and who have not forgotten the tradition of personal care and attention, are seeking experienced individuals or teams to play an integral role and contribute directly to the firms business development in servicing private clients throughout the country.

This combined with an efficient on-site back office system, will result in a combination of steady growth and a superb reputation.

As a highly successful independant they can offer freedom from bureaucracy, total support of a caring and efficient team as well as high financial rewards and excellent long term career prospects.

***Contact Peter W. Richmond in complete confidence on 0532 428842 or send a detailed c.v. to the address below:***

PROVINCIAL HOUSE, 26 ALBION ST,
LEEDS LS1 6HX, WEST YORKSHIRE

PRIVATE CLIENTS

NORTH WEST

# Rathbone
## MARKET OPPORTUNITIES

Rathbone has established itself as one of the UK's leading search and selection consultancies operating in the Financial Markets. We are currently acting for a number of quality houses who have an interest in meeting people with experience in the following areas:-

| | |
|---|---|
| **Equity Sales to £100,000** | We have positions ranging from Head of Equity Sales through to Junior Institutional Sales. Ideally, you will be servicing either a Continental European or UK client base and generating substantial commission. |
| **Specialist Equity Sales to £100,000** | If you have experience in the financial, leisure, advertising, smaller companies, electricals, oil or investment trust sector, several quality houses are looking to increase their existing teams, both in London and the provinces. |
| **Options Sales to £60,000** | Experienced Institutional Options Salesmen are required for this leading UK house. Exceptional managerial opportunities are available for the right people. |
| **Equity Research to £75,000** | Our clients require individuals/teams with proven experience in the following sectors- textiles, electrical, insurance, smaller companies, leisure, advertising, paper and packaging, oil and property. |
| **Corporate Finance £V. Neg** | We are interested in talking to Corporate Finance Executives with good marketing and technical abilities. Ideally professionally qualified, our clients are looking for dynamic individuals who can play a major role in their development. |
| **Bond Sales to £75,000** | Salespeople with existing European client base (preferably Italian or Swiss) are required by leading City houses to complement their highly successful sales teams. |
| **Options Trainees £12,000** | Our clients require young, aggressive, numerate and self motivated trainees to join their trading teams. |

*The Rathbone Consultancy*
Premier House, 77 Oxford St, London W1R 1RB, England. Tel: 439 1188/287 5704 Fax: 494 0539

## EXECUTIVE SEARCH

A newly established Executive Search firm specialising in Investment Banking seeks Consultants with either Corporate Finance, Treasury or Fixed Income backgrounds. The Company boasts an unrivalled client base and annual commitments which will assure it of a successful future. Candidates should have over 5 years experience of a relative market, an excellent reputation within the industry and a wish to work within a highly creative, unstructured and stimulating environment.

**Reply to Box A1267 Financial Times, One Southwark Bridge, London SE1 9HL**

## INTERNATIONAL APPOINTMENTS

### SWITZERLAND

THE BANK FOR INTERNATIONAL SETTLEMENTS
an international institution located in Basle
with about 360 staff members from 20 countries

has a vacancy for an

**EDITOR**

in its Press Service
(age range 28-35)

mainly to assist in preparing documents for internal information.

Candidates must have English as their mother tongue and be very proficient in German, French and Italian. Thorough grounding in economics with emphasis on central-bank policy and practice and international monetary affairs. Ability to translate challenging texts on economics and related subjects from the above-mentioned foreign languages into English.

Further requirements are an ability to work speedily and under pressure, flexibility and adaptability, team spirit.

The Bank offers very attractive terms of employment in an international atmosphere, excellent welfare benefits, staff restaurant and the facilities of its own sports centre.

If you are interested, please send your application together with a recent photograph and references to the Personnel Section, Bank for International Settlements, CH-4002 Basle, Switzerland, quoting Reference No 89029.

# Young, but experienced Mergers and Acquisitions Expert

**Job description**
Exploration of projects, market research in the corporate sector, analysis of enterprises.

**Chances**
Development into management functions, especially in the corporate sector by individual career planning.

**Qualifications**
- specific economic background and education
- at least 3–4 years of respective experience (with investment bank or broker)
- good knowledge of company law and tax law
- appropriate ability to correspond with different levels of important business partners
- fluent knowledge at least of English and German
- willingness to travel world-wide ex Cologne
- age should be around 30.

**Salary**
DM 80,000.– upwards according to experience and expertise.

Looking forward to receive your curriculum.

**Lufthansa German Airlines**
Recruitment Staff
Personnel PU1
Von-Gablenz-Str. 2–6
D-5000 Köln 21

Lufthansa

# Talk of Soviet wheat deal boosts US futures prices

**Deborah Hargreaves in Chicago**

*WHEAT FUTURES* prices surprised traders by shooting upwards yesterday on the Chicago Board of Trade as the market rumbled with rumours of renewed Russian interest in US grain.

Rumours of a major Soviet purchase of soft red winter wheat sent Chicago's speculators scrabbling into wheat futures amid much shortcovering by traders.

The purchase is believed to be in the 500,000- to 750,000-tonne range and, unusually, is expected to be at market prices instead of under subsidy. But no announcement has yet been made.

Strength in wheat injected some support into maize and soyabean futures prices, although the Midwest weather continues to dominate trading patterns in those contracts.

Although there was some recovery in maize and soyabean prices yesterday after Monday's nosedive, traders at the Chicago Board of Trade were not sanguine about long-term price prospects.

"There is still more moisture out there," commented Mr Bud Frazier at Chicago brokerage, Balfour Maclaine. "If that fails, of course, we rally the market, but just now we're still under pressure."

The performances of maize and soyabeans were mixed as traders anticipated delivery of July futures contracts tomorrow. However, any current strength in the market brings out a lot of farmer and trader selling which renews the downward pressure. Many traders with long positions tried to sell out of the bean market before having to make deliveries.

The maize and soyabean crops are looking pretty healthy in the Midwest, which is why traders are so pessimistic about the futures price outlook. Last year's drought depleted sub-soil moisture, but this is largely being made up again by heavy rainfall across the country. Indeed, parts of the cornbelt are suffering from too much moisture.

"It's still early – we've had the crop deteriorate after July 1 before," says Mr Gordon Linn, president of Linnco Futures in Chicago. "But we need really high temperature estimates in the 6-10 day weather forecast to get the market excited."

● A plan being considered by Congress to ease restrictions on what US farmers can plant would increase the acreage of wheat, soyabeans and sunflowers at the expense of maize and sorghum, a US Department of Agriculture official said, reports Reuter from Washington.

# Updating ideas on gold marketing

**By David Blackwell in Lugano**

**FT CONFERENCE**

**GOLD**

THE WORLD gold industry can no longer rely on fear and chaos to drive investors into the market, Mr Peter Munk, chairman of American Barrick Resources, told the Financial Times World Gold Conference yesterday.

"We have to let go of the past. We have to recognise that the nature of the demand for our product is shifting and some of its mythic values are less important than they used to be," he said.

The attitude of the new generation of investment managers had changed, said Mr Munk. They had not been shattered by war, famine and Weimar-style inflation. Even after the watershed of Black Monday in October 1987 there was no flight into gold, although the New York Stock Exchange lost a fifth of its value in one afternoon.

"We were so close to economic meltdown. If ever gold in our generation should have shown its mystical qualities it was that day," he said. Now the gold market had to focus its mind on marketing its product just like any other commodity producer. It had a unique opportunity to keep prices up, he said, pointing out that last year the jewellery industry soaked up a record 1,500 tonnes of gold – the equivalent of total Western world output.

He attacked the 40 per cent of gold producers who do not belong to the World Gold Council. He said they were shortsighted and selfish for avoiding the $2.50 an ounce levy. In any case, the levy represented less than 1 per cent of the selling price – a level he said was pathetic. The council was needed not merely for advertising, but for product control, attitudinal research and the whole gamut of actions needed to maintain and increase the demand for gold.

Mr Timothy Green, a consultant to Consolidated Gold Fields, agreed with Mr Munk that the attitude to gold had changed in North America and in Europe. But in Asia, he said, "a sense of insecurity still persists." The exceptional offtake of the Far East last year had provided the real floor, albeit a sagging floor, to the gold price. "In Asia gold is very much a basic form of saving, whether in jewellery or bars." So far this year the markets in Dubai, Hong Kong and Singapore were absorbing 70 per cent of non-communist world production. In the long term China, once it had settled down, would reassert itself as a growing market; Indian offtake showed no sign of slacking; and demand from the Middle East was to picking up again.

The regional markets in Asia would be a mainstay for the price and would "keep us much closer to $400 an ounce than some people have been forecasting."

Mr Alfred Schneider, of the Swiss Bank Corporation's precious metals department, said that the jewellery sector and Far East investment had hit record levels of demand last year and were likely to continue the trend. Forward sales of gold would be significantly reduced this year, he said.

Overall, he expected the physical supply demand balance to tighten this year, and he suggested that a short-covering rally could inspire Western investors to return to gold.

Mr Itsuo Jeff Toshima, of the World Gold Council's investment division, said Japanese demand for gold was likely to remain strong in the long term, especially once investors had fully absorbed the tax changes made in April. The import of gold bars had reached 294 tonnes last year and had continued briskly in the first quarter of this year, reaching 106 tonnes before the imposition of 3 per cent value added tax. In the second quarter, imports had fallen below 50 tonnes. This took first half imports to 154 tonnes, still 5 per cent higher than that of the same period last year.

Sales of large items of jewellery were expected to improve as they had previously attracted a luxury tax of 15 per cent, but were now at the standard 3 per cent level, as were one ounce coins.

He also said Japan could issue a commemorative coin in autumn next year for the coronation of the new emperor. It would soak up 100 tonnes of the left-over portion of the Ministry of Finance's huge 1986 gold purchase.

On the world production side, Mr Munk said that North American mining would become much more difficult. Mines would need to be deeper and much more capital-intensive. Complex metallurgical problems would be overcome – but at a cost. He also stressed that environmental standards were becoming ever stricter.

"All this means that there is only one way North American mining can go – and that is more expensive mining," he said. "There is no way back to the easy days."

Mr Peter Joseph of Dominion Mining said declines in production in Australia were inevitable in the next decade – and they should not be exacerbated by the untimely introduction of a gold tax on production after an absence of 67 years.

The introduction of the tax in 1991 had been decided at the peak of a boom. It should now return to the political agenda, he said, as the timing was looking singularly inappropriate.

"A corporate tax on the production of gold in 1991 will steepen the decline in production at a time when we can ill afford it. Pressure on cut-off grades will increase, exploration will drop sharply and valuable export income will be lost."

# Price seen rallying above $400

**By Richard Mooney**

THE GOLD price is likely to move back above US$400 a troy ounce in the second half of this year, according to ANZ McCaughan Securities of Melbourne.

In its annual review of the Australian gold sector, the company says "the catalyst for that move may be weakness in the US dollar by July 1989."

It forecasts that the price will average $425 an ounce in the six months to December, up from $390 in the first half of the year.

In the longer term, "allowing for uncertainties in new projects, Australian gold production peaking in 1986, and the impact of cost squeezes," ANZ McCaughan expects that price level to be maintained on average through 1990 and a renewed advance to take the average up to $435 an ounce in the first half of 1991 and to $440 an ounce in the second half.

● Papua New Guinea's Misima open pit gold mine was formally opened yesterday by Mr Rabbie Namaliu, the PNG Prime Minister.

The mine, named after the island on which it is located, is operated by Misima Mines Pty, an 80 per cent subsidiary of Placer Pacific. The PNG Government owns the other 20 per cent.

It is expected to produce 400,000 ounces of gold and 2.6m ounces of silver in its first year.

# BHP signs oil exploration deal with Algerians

**By Max Wilkinson**

BHP PETROLEUM, subsidiary of the Australian natural resources group, has signed an agreement with Sonatrach, the Algerian state oil company, which allows it to begin exploring for oil in that country.

The contract allows BHP Petroleum to start exploring in two blocks covering some 7,300 sq km, about 900km south east of Algiers.

Mr Fred Tietz, the company's general manager for Europe, Africa and the Middle East, said BHP was the first independent international oil company to be allowed to acquire acreage in Algeria since the 1986 change in petroleum laws.

● Indonesia would be able to meet at least some of Japan's growing demand for low-sulphur crude oil with new output from the Intan and Widuri fields and by modifying its own refineries for foreign crude, Mr Ginanjar Kartasasmita, the Indonesian Mines and Energy Minister, said yesterday, reports Reuter from Tokyo.

# US mine strike threatens world coking coal market

**By Maurice Samuelson**

THE STRIKE in the US coal industry will start affecting the world market for coking coal unless it ends in about six weeks, a leading European purchaser said yesterday.

He was commenting on the unrest in West Virginia, where thousands of miners are on strike over a clash between the Pittston coal group and the United Mine Workers of America.

According to other buyers, there is already concern about possible slowdowns at US ports due to delays in loading vessels.

After Australia, the US is the world's second biggest supplier of coking coals for use in making steel. In 1987, the US exported 47m tonnes of coking coal, including 19m tonnes to Europe and nearly 9m to Japan. Australia exported nearly 55m tonnes, including 12m tonnes to Europe and nearly 29m to Japan.

As customers are highly discriminating over which coal they use, they are reluctant to switch to alternative sources, and prices would quickly feel the effect of a prolonged US stoppage.

Major purchasers include British Steel, which imports most of its coking coal from the US. (British Coal meets less than a third of its needs.) So far, says British Steel, it has experienced no difficulties because of the US labour action.

The trouble flared early this month following the collapse of contract negotiations between Pittston and the UNWA. The union accused Pittston of "economic terrorism" for having stopped medical coverage for retired miners. Pittston has accused the union of bad faith and violence.

There have been sympathy walkouts by miners employed at seven other West Virginian coal companies and there have been calls, so far not implemented, for militant action in other parts of the US after five years of industrial peace.

# Low prices extinguish Malawi tobacco crop hopes

**Mike Hall on how mould is hindering price potential in a year of heavy demand**

EARLY OPTIMISM about the prospects of handsome earnings from this year's Malawi tobacco crop, especially from the larger burley type, seems to have given way to disappointment almost halfway through the selling season .

Malawi, Africa's second biggest tobacco grower after Zimbabwe, realised record sales and prices last year for its top export, earning 483m Malawi Kwacha ($185m) or 64 per cent of total foreign earnings.

Burley tobacco, of which Malawi is the continent's biggest producer with a 15 per cent share of world exports, was especially successful.

In 1988, production rose 24 per cent to 45.5m kgs, and average prices were a handsome MK5.28 per kg. Burley alone accounted for 35 per cent of export earnings.

The results and continued demand have pushed burley production up this year to an estimated 56-58m kgs – almost double the 1986 crop. But in two months of selling up to June 22, average prices have been a disappointing MK4.45 per kg.

As the auctions opened, burley prices were so bad that growers were cancelling sales and at one point the floors were forced to close.

More recently, buyers were called to explain the low prices to top government officials, one trader said. Buyers say quality is low because of mould caused by excess rains, although it should improve as the top leaves reach auction.

World demand for burley is growing as the American-style cigarettes, which contain a higher proportion of burley, become more popular compared with the Virginia style, and demand for low-tar cigarettes rises.

Prospects for Malawi's flue-cured Virginia crop look unchanged on last year. Although average prices of MK5.05per kg are down on last year's record of MK5.29, output is expected to rise slightly to 21m kg a year compared with 20.7m last year.

The other main tobacco types Malawi produces – fire-cured and sun/air-cured – are significantly down in volume. There is strong demand from buyers. Malawi dark-fired has a distinctive and popular flavour, particularly in the French market.

The little sold so far has recorded a massive increase in average prices to MK5.70 per kg compared with MK4.12 over the whole season last year.

A small amount of oriental tobacco is also grown and sold directly to West Germany by private treaty.

The tobacco industry, previously restricted to European estate owners, grew rapidly in the 1970s with more Malawians establishing estates and the numbers of tenants and smallholders increasing. It now provides a livelihood for about 100,000 families.

Growth of the tobacco sector in Malawi, especially the estates, took off after Rhodesia's unilateral declaration of independence in 1965 and the sanctions that followed. It was a major factor in Malawi's impressive economic performance in the 1970s.

Only registered estates, or "visiting tenants" on estates, are permitted to grow the profitable flue-cured and burley tobacco. The Tobacco Control Commission regulates this to control quality and quantity.

About 54,500 smallholders produce the other traditional tobacco types. Their crop is sold directly to the state-owned crop marketing board, at prices fixed before auction, which then on-sells at the regular auction.

Some 66,000 tenant burley growers cultivate one hectare or less on 5,800 estates, but there are less than 600 registered flue-cured growers on 770 estates. Few smallholders grow flue-cured tobacco.

However, there is a project backed with foreign aid in the central region to train smallholders to produce flue-cured tobacco. It is run by the Government and trainees are settled on several smallholder schemes.

Although many estates are diversifying, Malawi continues to emphasise tobacco, especially burley, as its major foreign exchange earner.

It seeks to maintain its market share for flue-cured Virginia, continue to expand burley production and increase production of traditional types, which has been falling and for which there is still strong demand.

There is still considerable potential to expand output; flue-cured yields are estimated at half their potential and burley at one-third.

The emphasis on tobacco is dictated by circumstance. A high value to weight ratio makes it an obvious cash crop for a land-locked, agricultural country with high transport costs and cheap labour.

But the anti-smoking lobby is growing and, as this year has shown, prices are unpredictable.

# WEEKLY METALS PRICES

All prices as supplied by Metal Bulletin (last week's prices in brackets).

**ANTIMONY:** European free market 99.6 per cent, $ per tonne, in warehouse, 1,970-2,080 (2,000-2,100).

**BISMUTH:** European free market, min. 99.99 per cent, $ per lb, tonne lots in warehouse, 5.30-5.60 (5.45-5.80).

**CADMIUM:** European free market, min. 99.5 per cent, $ per lb, in warehouse, 5.90-6.20 (6.00-6.50).

**COBALT:** European free market, 99.5 per cent, $ per lb, in warehouse, 7.45-7.65 (same).

**MERCURY:** European free market, min. 99.99 per cent, $ per 76 lb flask, in warehouse, 240-255 (same).

**MOLYBDENUM:** European free market, drummed molybdic oxide, $ per lb Mo, in warehouse, 3.60-3.70 (3.70-3.75).

**SELENIUM:** European free market, min 99.5 per cent, $ per lb, in warehouse, 6.00-6.50 (6.40-7.00).

**TUNGSTEN ORE:** European free market, standard min. 65 per cent, $ per tonne unit (10 kg) WO, cif, 51-64 (same).

**VANADIUM:** European free market, min. 98 per cent, $ a lb VO, cif, 5.60-6.00 (5.80-6.10).

**URANIUM:** Nuexco exchange value, $ per lb, UO, 9.85 (same).

# WORLD COMMODITIES PRICES

## LONDON MARKETS

ALUMINIUM PRICES continued their recent slide yesterday, with the cash quotation on the London Metal Exchange closing at the lowest level since December 1987. Dealers said the $11.50 fall to $1,852.50 a tonne reflected lack of physical demand and the relatively high level of LME stocks. They noted that the cash premium over metal for delivery in three months, which a week earlier stood at $72.50 a tonne, had narrowed by another $6 to $24 a tonne. Coffee prices came under further pressure dealers assessed the possibility of International Coffee Agreement export quotas being abandoned immediately if next Monday's London meeting failed to break the deadlock over extending the pact. The September position added £45 to Monday's £41 fall, taking the price down to £998 a tonne – a 10½-month low.

**SPOT MARKETS**

| Crude oil (per barrel FOB) | | + or - |
|---|---|---|
| Dubai | $15.55-5.65w | +.075 |
| Brent Blend | $18.10-8.20v | +0.10 |
| W.T.I. (1 pm est) | $20.40-0.45w | +0.30 |

| Oil products (NWE prompt delivery per tonne CIF) | | + or - |
|---|---|---|
| Premium Gasoline | $222-224 | +4 |
| Gas Oil | $145-146 | |
| Heavy Fuel Oil | $87-89 | -2 |
| Naphtha | $156-159 | -8 |
| *Petroleum Argus Estimates* | | |

| Other | | + or - |
|---|---|---|
| Gold (per troy oz)♣ | $376.0 | +0.5 |
| Silver (per troy oz)♣ | 533c | -1 |
| Platinum (per troy oz) | $510.15 | +1.90 |
| Palladium (per troy oz) | $154.75 | +0.75 |
| Aluminium (free market) | $1865 | -30 |
| Copper (US Producer) | 114⅝-118c | |
| Lead (US Producer) | 38.5c | |
| Nickel (free market) | 550c | +5 |
| Tin (European free market) | $10075 | +37.5 |
| Tin (Kuala Lumpur market) | 26.48r | +0.19 |
| Tin (New York) | 465.5c | +1.0 |
| Zinc (US Prime Western) | 80½c | |
| Cattle (live weight)† | 118.06p | |
| Sheep (dead weight)† | 173.11p | |
| Pigs (live weight)† | 84.89p | |
| London daily sugar (raw) | $340.0x | +3.4 |
| London daily sugar (white) | $431.0x | +8.0 |
| Tate and Lyle export price | £334.0 | +3.0 |
| Barley (English feed) | £105.5w | |
| Maize (US No. 3 yellow) | £131.5 | |
| Wheat (US Dark Northern) | £133u | +0.5 |
| Rubber (spot)♥ | 60.00p | -0.50 |
| Rubber (Aug)♥ | 64.75p | -0.50 |
| Rubber (Sep)♥ | 65.50p | -0.50 |
| Rubber (KL RSS No 1 Jul) | 258.0m | +1.5 |
| Coconut oil (Philippines)§ | $560x | -2.5 |
| Palm Oil (Malaysian)§ | $375 | -5 |
| Copra (Philippines)§ | $355 | |
| Soyabeans (US) | £202 | -5 |
| Cotton "A" index | 80.5c | +0.1 |
| Wooltops (64s Super) | 624p | |

£ a tonne unless otherwise stated. p-pence/kg. c-cents/lb. r-ringgit/kg. v-Jul. u-Jun/Jul. x-Jul/Aug. w-Aug. z-Aug/Sep. †Meat Commission average fatstock prices. * change from a week ago. ♥London physical market. §CIF Rotterdam. ♣ Bullion market close. m-Malaysian cents/kg.

**COCOA £/tonne**

| | Close | Previous | High/Low | |
|---|---|---|---|---|
| Jul | 830 | 833 | 833 | 824 |
| Sep | 852 | 856 | 856 | 845 |
| Dec | 907 | 910 | 913 | 903 |
| Mar | 898 | 898 | 900 | 891 |
| May | 907 | 908 | 908 | 900 |
| Jul | 921 | 918 | 920 | 918 |

Turnover:2809 (5764) lots of 10 tonnes
ICCO indicator prices (SDRs per tonne). Daily price for Jun 27 1048.66 (1035.68) :10 day average for Jun 28 1019.56 (1016.43)

**COFFEE £/tonne**

| | Close | Previous | High/Low | |
|---|---|---|---|---|
| Jul | 1020 | 1066 | 1050 | 1020 |
| Sep | 1000 | 1043 | 1021 | 996 |
| Nov | 997 | 1036 | 1020 | 990 |
| Jan | 1010 | 1046 | 1025 | 1000 |
| Mar | 1022 | 1061 | 1031 | 1013 |
| May | 1032 | 1078 | 1045 | 1020 |
| Jul | 1070 | | 1055 | 1050 |

Turnover:6560 (5321) lots of 5 tonnes
ICO indicator prices (US cents per pound) for Jun 26: Comp. daily 97.57 (101.62) . 15 day average 104.61 (105.77)

**SUGAR ($ per tonne)**

| Raw | Close | Previous | High/Low | |
|---|---|---|---|---|
| Aug | 306.00 | 305.00 | 305.60 | 301.40 |
| Oct | 306.60 | 306.00 | 306.60 | 301.00 |
| Dec | 297.00 | 295.20 | 293.00 | |
| Mar | 289.20 | 287.40 | 288.40 | 285.00 |
| May | 287.00 | 284.40 | 286.20 | 284.40 |
| **White** | **Close** | **Previous** | **High/Low** | |
| Aug | 427.00 | 418.00 | 427.50 | 417.00 |
| Oct | 377.00 | 373.50 | 377.00 | 372.00 |
| Dec | 365.50 | 363.50 | 363.50 | 362.50 |
| Mar | 351.50 | 349.00 | 351.50 | 347.00 |

Turnover: Raw 3297 (4931)lots of 50 tonnes. White 735 (1341).
Paris- White (FFr per tonne): Aug 2830 Oct 2485, Dec 2410, Mar 2340, May 2335, Aug 2340, Oct 2210.

**CRUDE OIL $/barrel**

| | Close | Previous | High/Low | |
|---|---|---|---|---|
| Aug | 17.47 | 17.35 | 17.55 | 17.38 |
| Sep | 17.16 | 17.10 | 17.24 | 17.04 |
| Oct | 16.97 | 16.97 | 16.97 | 16.95 |
| IPE Index | 17.41 | 17.28 | | |

Turnover: 6144 (5679)

**GAS OIL $/tonne**

| | Close | Previous | High/Low | |
|---|---|---|---|---|
| Jul | 144.25 | 144.25 | 144.75 | 142.50 |
| Aug | 144.75 | 144.50 | 145.00 | 142.50 |
| Sep | 146.00 | 145.25 | 146.00 | 143.75 |
| Oct | 147.75 | 147.00 | 147.75 | 145.50 |
| Nov | 149.25 | 148.50 | 149.25 | 147.25 |
| Dec | 149.50 | 149.50 | 150.00 | 148.25 |

Turnover 5501 (5635)lots of 100 tonnes

**JUTE**
July/August c and f Dundee BTC $550, BWC no offers, BTD $490, BWD $490; c and f Antwerp BTC $520, BWC $510, BWD $460, BTD $460.

**COTTON**
Spot and shipment for the week ended June 23 amounted to 538 tonnes against 255 tonnes in the previous week. Slow trading occured with interest in Israeli, American, west African and Pakistan growths.

**LONDON METAL EXCHANGE** (Prices supplied by Amalgamated Metal Trading)

| | Close | Previous | High/Low | AM Official | Kerb close | Open interest |
|---|---|---|---|---|---|---|
| **Aluminium, 99.7% purity ($ per tonne)** | | | | | | Ring turnover 11,050 tonne |
| Cash | 1850-5 | 1863-5 | 1855/1860 | 1851-2 | | |
| 3 months | 1827-30 | 1833-5 | 1835/1825 | 1825-6 | 1828-7 | 33,151 lots |
| **Copper, Grade A (£ per tonne)** | | | | | | Ring turnover 22,750 tonne |
| Cash | 1596-7 | 1630-2 | 1607 | 1607-8 | | |
| 3 months | 1580-1 | 1617-8 | 1611/1578 | 1592-3 | 1582-3 | 75,202 lots |
| **Lead (£ per tonne)** | | | | | | Ring turnover 11,275 tonne |
| Cash | 424-6 | 436-8 | 434/433 | 433-3.5 | | |
| 3 months | 406-7 | 412-3 | 414/407 | 412-3 | 408-9 | 9,537 lots |
| **Nickel ($ per tonne)** | | | | | | Ring turnover 2,346 tonne |
| Cash | 12100-50 | 11850-950 | 11900 | 11900-50 | | |
| 3 months | 11200-50 | 11150-250 | 11250/11050 | 11050-100 | 11200-300 | 6,816 lots |
| **Tin ($ per tonne)** | | | | | | Ring turnover 200 tonne |
| July 3 | 10060-70 | 10060-90 | | 10100-30 | | |
| 3 months | 9980-10000 | 9990-1000 | 10025/10000 | 10025-60 | 10010-20 | 1,988 lots |
| **Zinc, Special High Grade ($ per tonne)** | | | | | | Ring turnover 8,325 tonne |
| Cash | 1720-30 | 1740-5 | 1750 | 1740-5 | | |
| 3 months | 1595-9 | 1585-90 | 1630/1590 | 1610-20 | 1585-90 | 10,871 lots |
| **Zinc ($ per tonne)** | | | | | | Ring turnover 9,500 tonne |
| Cash | 1590-600 | 1585-95 | 1620 | 1615-20 | | |
| 3 months | 1510-20 | 1505-15 | 1540/1500 | 1520-3 | 1490-500 | 9,264 lots |

**POTATOES £/tonne**

| | Close | Previous | High/Low | |
|---|---|---|---|---|
| Nov | 117.0 | 105.0 | 115.0 | 110.0 |
| Feb | 132.0 | 120.0 | 123.0 | 122.0 |
| Apr | 191.9 | 174.0 | 198.0 | 185.0 |
| May | 210.0 | 193.0 | 212.0 | 204.5 |

Turnover 801 (1091) lots of 40 tonnes.

**SOYABEAN MEAL £/tonne**

| | Close | Previous | High/Low |
|---|---|---|---|
| Oct | 151.50 | | 151.50 |

Turnover 25 (56)lots of 20 tonnes.

**FREIGHT FUTURES $10/index point**

| | Close | Previous | High/Low | |
|---|---|---|---|---|
| Jun | 1396 | 1391 | 1390 | |
| Jul | 1366 | 1345 | 1370 | 1355 |
| Oct | 1501 | 1480 | 1505 | 1500 |
| Jan | 1542 | 1530 | 1546 | 1535 |
| Apr | 1560 | 1553 | 1572 | 1565 |
| BFI | 1391 | 1399 | | |

Turnover 160 (116)

**GRAINS £/tonne**

| Wheat | Close | Previous | High/Low | |
|---|---|---|---|---|
| Sep | 105.85 | 106.25 | 105.75 | |
| Nov | 108.80 | 109.15 | 109.15 | 108.65 |
| Jan | 112.70 | 113.10 | 113.15 | 112.65 |
| Mar | 115.70 | 116.20 | 116.30 | 115.70 |
| May | 119.25 | 119.75 | 119.25 | |
| Jun | 121.00 | | 121.00 | |
| **Barley** | **Close** | **Previous** | **High/Low** | |
| Sep | 104.40 | 104.30 | 104.30 | |
| Nov | 108.20 | 108.10 | 108.05 | 108.00 |
| Jan | 111.50 | 111.30 | | |
| Mar | 114.35 | | 114.30 | |
| May | 116.25 | | 116.30 | |

Turnover: Wheat 191 (155), Barley 25 (10).
Turnover lots of 100 tonnes.

**PIGS (Cash Settlement) p/kg**

| | Close | Previous | High/Low |
|---|---|---|---|
| Jun | 113.5 | 114.0 | |
| Aug | 110.5 | 111.0 | |
| Oct | 115.0 | 115.0 | 115.0 |
| Nov | 116.0 | 116.0 | |
| Feb | 109.0 | 109.0 | |

Turnover 5 (10) lots of 3,250 kg

**LONDON BULLION MARKET**

| Gold (fine oz) | $ price | £ equivalent |
|---|---|---|
| Close | 375¾-376¼ | 240-240½ |
| Opening | 374¼-374¾ | 241¼-242¼ |
| Morning fix | 373.55 | 241.187 |
| Afternoon fix | 376.25 | 240.032 |
| Day's high | 377-377½ | |
| Day's low | 373½-374 | |

| Coins | $ price | £ equivalent |
|---|---|---|
| Mapleleaf | 387-392 | 247-250 |
| Britannia | 387-392 | 247-250 |
| US Eagle | 387-392 | 247-250 |
| Angel | 384-389 | 245-248 |
| Krugerrand | 375-378 | 239½-241½ |
| New Sov. | 87½-88½ | 55¾-56½ |
| Old Sov. | 87½-88½ | 55¾-56½ |
| Noble Plat | 512.45-520.60 | 327.75-332.95 |

| Silver fix | p/fine oz | US cts equiv |
|---|---|---|
| Spot | 339.60 | 528.75 |
| 3 months | 351.40 | 541.25 |
| 6 months | 363.55 | 553.35 |
| 12 months | 387.10 | 577.00 |

**LONDON METAL EXCHANGE TRADED OPTIONS**

| Aluminium (99.7%) | Calls | | Puts | |
|---|---|---|---|---|
| Strike price $ tonne | Jul | Sep | Jul | Sep |
| 1800 | 64 | 93 | 14 | 62 |
| 1900 | 15 | 50 | 65 | 117 |
| 2000 | 2 | 24 | 151 | 189 |
| **Copper (Grade A)** | **Calls** | | **Puts** | |
| 2400 | 108 | 154 | 12 | 101 |
| 2500 | 44 | 107 | 48 | 152 |
| 2600 | 12 | 71 | 115 | 215 |

**LONDON FOX TRADED OPTIONS**

| Coffee | Sep | Nov | Sep | Nov |
|---|---|---|---|---|
| 1000 | 66 | 61 | 70 | 65 |
| 1050 | 47 | 43 | 89 | 97 |
| 1100 | 32 | 32 | 134 | 136 |
| **Cocoa** | **Sep** | **Dec** | **Sep** | **Dec** |
| 800 | 63 | | 12 | |
| 850 | 32 | 89 | 31 | 32 |
| 900 | 14 | 61 | 63 | 54 |

## US MARKETS

IN THE METALS, sideways action was seen as local traders dominated the markets, reports Drexel Burnham Lambert. A steady dollar helped keep prices intact. In the softs, light commission house and local short covering firmed up early weakness in the sugar. Coffee trading continued to reflect the pessimism about the ICO ability to control prices. Cocoa remained higher from fund and commission house activity. The grains were higher as dry weather prompted buying in all markets. Wheat futures posted the biggest advance gaining 10½, basis July, as Soviet tender activity is still providing support. Livestocks all closed lower led by belly and hog futures. The lower cash market and large slaughter weighed down prices. Carryover selling forced cattle prices down. The energy complex advanced from continued technical buying. Cotton trading featured price consolidation as the market swayed around unchanged levels.

## New York

**GOLD 100 troy oz.; $/troy oz.**

| | Close | Previous | High/Low | |
|---|---|---|---|---|
| Jun | 376.6 | 375.1 | 377.8 | 376.0 |
| Jul | 377.6 | 376.1 | 0 | 0 |
| Aug | 379.8 | 378.3 | 381.8 | 378.1 |
| Oct | 383.9 | 382.4 | 385.0 | 382.2 |
| Dec | 388.1 | 386.6 | 390.0 | 386.5 |
| Feb | 392.2 | 390.7 | 393.0 | 392.4 |
| Apr | 396.4 | 394.9 | 0 | 0 |
| Jun | 400.6 | 399.1 | 0 | 0 |
| Aug | 404.9 | 403.3 | 0 | 0 |

**PLATINUM 50 troy oz; $/troy oz.**

| | Close | Previous | High/Low | |
|---|---|---|---|---|
| Jul | 514.4 | 512.1 | 516.5 | 509.0 |
| Oct | 517.1 | 514.8 | 519.5 | 511.5 |
| Jan | 518.6 | 516.3 | 520.0 | 514.0 |
| Apr | 522.1 | 519.8 | 520.0 | 520.0 |
| Jul | 526.8 | 523.5 | 523.7 | 523.7 |

**SILVER 5,000 troy oz; cents/troy oz.**

| | Close | Previous | High/Low | |
|---|---|---|---|---|
| Jun | 530.6 | 530.6 | 532.0 | 532.0 |
| Jul | 531.0 | 531.6 | 535.0 | 528.0 |
| Aug | 535.5 | 535.5 | 0 | 0 |
| Sep | 540.4 | 540.5 | 544.9 | 537.0 |
| Dec | 553.3 | 553.5 | 557.0 | 550.0 |
| Jan | 556.8 | 557.0 | 0 | 0 |
| Mar | 565.1 | 565.4 | 569.0 | 564.0 |
| May | 573.5 | 573.9 | 575.0 | 575.0 |
| Jul | 582.0 | 582.6 | 0 | 0 |
| Sep | 590.7 | 591.4 | 0 | 0 |

**INDICES**

**REUTERS (Base: September 18 1931 = 100)**

| June 28 | June 23 | mnth ago | yr ago |
|---|---|---|---|
| 2023.2 | 2027.9 | 2017.6 | 1983.9 |

**DOW JONES (Base: Dec. 31 1974 = 100)**

| | | | | |
|---|---|---|---|---|
| Spot | 132.38 | 133.65 | 132.55 | 141.57 |
| Futures | 131.38 | 132.65 | 132.36 | 144.57 |

**COPPER 25,000 lbs; cents/lbs**

| | Close | Previous | High/Low | |
|---|---|---|---|---|
| Jun | 107.10 | 107.55 | 107.20 | 107.00 |
| Jul | 107.20 | 107.65 | 108.50 | 106.60 |
| Aug | 106.50 | 107.35 | 0 | 0 |
| Sep | 106.00 | 106.50 | 106.90 | 105.50 |
| Dec | 103.00 | 103.20 | 104.00 | 102.90 |

**CRUDE OIL (Light) 42,000 US galls $/barrel**

| | Latest | Previous | High/Low | |
|---|---|---|---|---|
| Aug | 20.58 | 20.25 | 20.54 | 20.09 |
| Sep | 19.64 | 19.42 | 19.64 | 19.24 |
| Oct | 19.00 | 18.87 | 19.00 | 18.70 |
| Nov | 18.60 | 18.51 | 18.60 | 18.37 |
| Jan | 18.00 | 18.05 | 18.00 | 17.91 |
| Feb | 17.90 | 17.91 | 17.90 | 17.80 |
| Apr | 17.70 | 17.73 | 17.75 | 17.60 |
| May | 17.60 | 17.66 | 17.68 | 17.50 |

**HEATING OIL 42,000 US galls, cents/US galls**

| | Latest | Previous | High/Low | |
|---|---|---|---|---|
| Jul | 5035 | 4965 | 5035 | 4908 |
| Aug | 5075 | 5012 | 5080 | 4945 |
| Oct | 5195 | 5147 | 5195 | 5085 |
| Nov | 5260 | 5214 | 5260 | 5151 |
| Dec | 5315 | 5261 | 5320 | 5226 |
| Jan | 5315 | 5296 | 5315 | 5240 |
| Feb | 5200 | 5228 | 5228 | 5156 |
| Mar | 5056 | 5066 | 5056 | 5068 |

**COCOA 10 tonnes;$/tonnes**

| | Close | Previous | High/Low | |
|---|---|---|---|---|
| Jul | 1224 | 1220 | 1229 | 1215 |
| Sep | 1257 | 1240 | 1260 | 1238 |
| Dec | 1290 | 1270 | 1292 | 1268 |
| Mar | 1299 | 1275 | 1300 | 1275 |
| May | 1309 | 1280 | 1312 | 1290 |
| Jul | 1322 | 1290 | 1298 | 1298 |
| Sep | 1350 | 1311 | 0 | 0 |

**COFFEE "C" 37,500lbs; cents/lbs**

| | Close | Previous | High/Low | |
|---|---|---|---|---|
| Jul | 111.50 | 111.00 | 112.00 | 110.25 |
| Sep | 106.39 | 105.91 | 106.50 | 104.75 |
| Dec | 103.61 | 103.49 | 104.25 | 102.40 |
| Mar | 105.00 | 105.43 | 105.50 | 104.25 |
| May | 107.00 | 106.00 | 106.50 | 105.25 |
| Jul | 107.10 | 108.50 | 0 | 0 |
| Sep | 107.50 | 105.00 | 0 | 0 |

**SUGAR WORLD "11" 112,000 lbs; cents/lbs**

| | Close | Previous | High/Low | |
|---|---|---|---|---|
| Jul | 13.70 | 13.69 | 13.75 | 13.62 |
| Oct | 13.74 | 13.69 | 13.80 | 12.55 |
| Jan | 12.80 | 12.80 | 12.70 | 12.66 |
| Mar | 12.96 | 12.83 | 13.00 | 12.77 |
| May | 12.90 | 12.73 | 12.90 | 12.68 |
| Jul | 12.75 | 12.60 | 12.75 | 12.65 |
| Oct | 12.54 | 12.30 | 12.54 | 12.40 |

**COTTON 50,000; cents/lbs**

| | Close | Previous | High/Low | |
|---|---|---|---|---|
| Jul | 67.20 | 67.20 | 67.60 | 66.80 |
| Oct | 70.08 | 70.15 | 70.70 | 69.66 |
| Dec | 70.46 | 70.40 | 70.65 | 69.90 |
| Mar | 71.15 | 71.18 | 71.65 | 70.85 |
| May | 71.95 | 71.91 | 72.20 | 71.60 |
| Jul | 71.65 | 71.93 | 71.65 | 71.65 |

**ORANGE JUICE 15,000 lbs; cents/lbs**

| | Close | Previous | High/Low | |
|---|---|---|---|---|
| Jul | 181.75 | 186.00 | 187.00 | 180.70 |
| Sep | 174.75 | 173.55 | 178.00 | 173.25 |
| Nov | 161.60 | 162.85 | 164.50 | 161.00 |
| Jan | 155.10 | 157.25 | 157.60 | 154.90 |
| Mar | 154.50 | 156.50 | 154.25 | 154.25 |
| May | 153.90 | 155.80 | 0 | 0 |

## Chicago

**SOYABEANS 5,000 bu min; cents/60lb bushel**

| | Close | Previous | High/Low | |
|---|---|---|---|---|
| Jul | 738/4 | 731/0 | 740/0 | 725/4 |
| Aug | 706/0 | 698/0 | 706/4 | 696/0 |
| Sep | 663/2 | 652/0 | 663/4 | 648/0 |
| Nov | 646/0 | 633/4 | 647/0 | 632/0 |
| Jan | 653/6 | 641/4 | 654/4 | 641/4 |
| Mar | 661/0 | 649/4 | 661/0 | 649/4 |
| May | 667/0 | 654/4 | 667/0 | 654/4 |

**SOYABEAN OIL 60,000 lbs; cents/lb**

| | Close | Previous | High/Low | |
|---|---|---|---|---|
| Jul | 20.47 | 20.44 | 20.52 | 20.36 |
| Aug | 20.64 | 20.66 | 20.72 | 20.58 |
| Sep | 20.81 | 20.80 | 20.85 | 20.70 |
| Oct | 21.03 | 20.89 | 21.05 | 20.88 |
| Dec | 21.29 | 21.16 | 21.32 | 21.05 |
| Jan | 21.35 | 21.20 | 21.35 | 21.25 |
| Mar | 21.62 | 21.45 | 21.65 | 21.50 |
| May | 21.70 | 21.57 | 21.65 | 21.75 |

**SOYABEAN MEAL 100 tons; $/ton**

| | Close | Previous | High/Low | |
|---|---|---|---|---|
| Jul | 217.4 | 217.3 | 218.0 | 215.4 |
| Aug | 209.8 | 208.7 | 210.2 | 207.5 |
| Sep | 203.2 | 200.7 | 203.5 | 200.0 |
| Oct | 196.0 | 192.2 | 196.0 | 192.0 |
| Dec | 193.6 | 189.7 | 193.7 | 189.5 |
| Jan | 192.0 | 188.0 | 192.0 | 189.0 |
| Mar | 191.5 | 188.0 | 191.5 | 188.5 |
| May | 190.0 | 187.2 | 190.0 | 188.0 |

**MAIZE 5,000 bu min; cents/56lb bushel**

| | Close | Previous | High/Low | |
|---|---|---|---|---|
| Jul | 262/6 | 257/6 | 263/2 | 258/6 |
| Sep | 248/0 | 244/2 | 248/2 | 244/6 |
| Dec | 244/2 | 240/4 | 244/4 | 240/6 |
| Mar | 250/4 | 246/6 | 250/6 | 247/0 |
| May | 252/2 | 248/2 | 253/0 | 249/2 |
| Jul | 252/2 | 248/2 | 253/2 | 249/6 |

**WHEAT 5,000 bu min; cents/60lb-bushel**

| | Close | Previous | High/Low | |
|---|---|---|---|---|
| Jul | 412/4 | 401/6 | 413/0 | 403/0 |
| Sep | 411/2 | 404/0 | 413/0 | 404/4 |
| Dec | 420/2 | 415/2 | 421/0 | 416/0 |
| Mar | 420/2 | 415/4 | 421/0 | 417/4 |
| May | 406/4 | 404/0 | 406/4 | 404/0 |

**LIVE CATTLE 40,000 lbs; cents/lbs**

| | Close | Previous | High/Low | |
|---|---|---|---|---|
| Aug | 70.57 | 70.60 | 70.60 | 70.17 |
| Sep | 71.50 | 71.50 | 0 | 0 |
| Oct | 73.37 | 73.30 | 73.40 | 72.95 |
| Dec | 72.70 | 72.97 | 72.95 | 72.45 |
| Feb | 71.70 | 72.02 | 72.02 | 71.40 |
| Apr | 72.30 | 72.52 | 72.50 | 72.07 |
| Jun | 71.10 | 71.45 | 71.27 | 70.90 |

**LIVE HOGS 30,000 lb; cents/lbs**

| | Close | Previous | High/Low | |
|---|---|---|---|---|
| Jul | 49.10 | 49.97 | 49.95 | 49.00 |
| Aug | 48.30 | 48.95 | 48.55 | 48.10 |
| Oct | 44.02 | 44.85 | 44.30 | 43.85 |
| Dec | 46.12 | 46.60 | 46.45 | 45.92 |
| Feb | 47.12 | 47.55 | 47.45 | 46.85 |
| Apr | 44.15 | 44.35 | 44.30 | 44.05 |
| Jun | 48.17 | 48.37 | 48.30 | 48.02 |

**PORK BELLIES 40,000 lbs; cents/lb**

| | Close | Previous | High/Low | |
|---|---|---|---|---|
| Jul | 34.75 | 35.55 | 35.20 | 34.10 |
| Aug | 34.95 | 35.65 | 35.35 | 34.25 |
| Feb | 52.00 | 51.75 | 52.20 | 50.50 |
| Mar | 51.50 | 51.00 | 52.05 | 50.90 |
| Jul | 52.60 | 52.20 | 52.50 | 0 |
| Aug | 50.50 | 50.50 | 0 | 0 |

## LONDON STOCK EXCHANGE

# Trade figures bring post-Crash peak

UNEXPECTEDLY good news on the UK trade deficit, reflected in a sharp recovery in sterling, widespread gains in Government bond prices, and a fall in London money market rates, sent the UK equity market racing ahead to a new post-Crash closing peak yesterday. Share traders and analysts alike were caught out by the announcement that the UK current account deficit had narrowed to £1.32bn in May and equities swung round from early losses to advance strongly as share trading positions were badly squeezed.

With Wall Street also in good form again, UK stocks closed near to the day's best levels, with Seaq trading volumes also higher as market makers scrambled for stock when the market moved higher. Share trading books had been held in balance after some market analysts had begun to raise forecasts for the May trade deficit to around £2bn; the market was nearly six Footsie points down when the trade data announcement arrived.

**Account Dealing Dates**

| | | |
|---|---|---|
| *First Dealings: Jun 19 | Jul 3 | Jul 17 |
| Option Declarations: Jun 29 | Jul 13 | Jul 27 |
| Last Dealings: Jun 30 | Jul 14 | Jul 28 |
| Account Day: Jul 10 | Jul 24 | Aug 7 |

*New time dealings may take place from 9.00 am two business days earlier

At its final reading, the FT-SE Index showed a net gain of 26.8 at 2,206.4, comfortably above the 2,204.7 close on May 19, the previous closing peak since the equity market Crash of October 1987. At best yesterday, the Footsie index touched 2,207.5, just short of the trading peak of 2,209.7 reached on May 22. Seaq volume of 498.2m shares against Monday's 336.8m.

The equity market was also cheered yesterday by the rise in sterling against the German mark, which took the sterling exchange rate decisively above 90 on its trade-weighted index, a level considered sensitive for domestic interest rate policy.

Sentiment was also helped by the moves towards a compromise at the EC economic summit in Madrid. It was the trade figures which provided the main driving force, however, although some analysts stressed the need for caution.

"We need to see another month of good trade figures," said Mr Bill Smith of Prudential Bache, and at Chase Manhattan, Mr Neil Mackinnon suggested that the May figures may, "look better than they really are".

There were substantial gains in the blue chip leaders and in those sectors most vulnerable to interest rate worries as three month rates in London dipped below the 14 per cent mark. The clutch of special situation stocks which have featured the market recently were mostly sidelined as attention switched back to investment fundamentals.

Consolidated Gold Fields crept nearer to £15, the price which market analysts believe Hanson will agree to pay in order to bring to consummation its £3bn plus offer.

There was still a good deal of unease among the personal telephone stocks as the market assessed last week's Government statement on plans for increased competition.

Growing competition on the mobile phones front weakened Securicor, which owns 40 per cent of Cellnet. The "A" shares slumped 40 to 728p. The stock had advanced strongly last month on the back of the high valued placed on cellular stock by US deals.

Beazer shed 3½ to 188p as Mr Khalid Nazir, analyst at Kleinwort Benson, trimmed his profit forecast for the current year by £3m to £128m. He pinpointed "a weakening of growth in the North Eastern United States to 3 per cent compared with my previous estimate of 5 per cent and Beazer's of 8 per cent." He added that the UK housing market if anything looks worse than a few months ago.

Among smaller stocks, Whessoe jumped 8 to 153p largely on the efforts of a single buyer in a thin market, and Aukett Associates firmed 3 to 133p after posting a 51 per cent rise in interim profits.

The recent profits warning continued to weigh on USM-quoted Creighton Laboratories, down another 20 at 270p.

European Leisure firmed 3½ to 101p on news of nightclub acquisitions in London and Paris. They included London's Hippodrome, formerly Talk of the Town, bought for £7m.

Hopes that Caparo Industries would use its increased stake of 29.6 per cent in Armstrong Equipment as a platform for a full bid excited AE shares which closed 10 up at 173p. Lucas Industries went with the trend, gaining 10 to 665p, but Dowty were none too sure ahead of tomorrow's annual results and ended slightly easier at 280p. Ex the rights issue, Plaxton resumed trading settled at 240p with the new nil-paid shares at 20p premium.

Charles Barker stormed higher to 116p, up 13, as investors began to scent bid possibilities. Two stories went the rounds, the first being that WPP, rumoured last year to be a bidder, was showing interest again. The second story claimed that VPI was also a predator.

Jefferson Smurfit responded to the £58m Colombian acquisition by rising 10 to 383p but Shandwick slipped 6 to 133p after news that 4.2m new shares would be placed to fund domestic and overseas expansion.

Chartered surveyors Debenham Tewson & Chinnocks jumped 9 to 155p after reporting a 67 per cent improvement in annual profits to nearly £9m. Other features in the Property sector included Rosehaugh, up 13 at 628p, and Frogmore Estates, where the attentions of one large buyer helped the shares add 9 at 532p.

Ocean Transport advanced as talk resurfaced that major shareholder Sir Ron Brierley, unsuccessful some years ago with a bid, was ready to mount another offer. At the close Ocean Transport shares were at a peak 346p, up 9.

Revived investment demand sent Courtaulds to the best level this year of 350p, up 4. Dawson International, 4 firmer at 219p, also found support as analysts telephoned good news from the US where they are currently touring the group's operations.

Inchcape, holder of the franchise for Toyota cars in the UK and several other European countries, prospered on reports that Japan's biggest car manufacturer had chosen Shotton in Wales for the location for a European car engine factory which will feed the passenger car assembly plant being built in Derby. Inchcape shares gained 5 more to 265p.

Suggestions that Kuwait might soften its stance on production quotas underpinned crude prices and buoyed the oil majors. BP was one of the most heavily traded stocks as US buying pushed turnover to 13m shares and the price added 4 at 300p.

□ Other market statistics, including the FT-Actuaries Share Index and London Traded Options, Page 22

## FINANCIAL TIMES STOCK INDICES

| | Jun 27 | Jun 26 | Jun 23 | Jun 22 | Jun 21 | Year Ago | 1989 High | 1989 Low | Since Compilation High | Since Compilation Low |
|---|---|---|---|---|---|---|---|---|---|---|
| Government Secs | 85.35 | 84.39 | 84.45 | 84.51 | 84.66 | 88.08 | 89.29 (6/2) | 83.75 (14/6) | 127.4 (9/1/35) | 49.18 (3/1/75) |
| Fixed Interest | 96.01 | 95.62 | 95.54 | 95.80 | 95.89 | 97.61 | 99.50 (15/5) | 95.21 (13/6) | 105.4 (29/11/47) | 50.53 (3/1/75) |
| Ordinary | 1829.7 | 1809.3 | 1797.7 | 1809.3 | 1800.9 | 1477.4 | 1837.5 (19/5) | 1447.8 (3/1) | 1928.2 (10/7/87) | 49.4 (26/6/40) |
| Gold Mines | 192.6 | 198.7 | 192.8 | 193.2 | 184.7 | 210.7 | 196.7 (26/6) | 154.7 (17/2) | 734.7 (15/2/83) | 43.5 (26/10/71) |
| Ord. Div. Yield | 4.36 | 4.41 | 4.44 | 4.41 | 4.43 | 4.49 | | | | |
| Earning Yld %(full) | 10.26 | 10.39 | 10.46 | 10.39 | 10.44 | 11.52 | | | | |
| P/E Ratio(Net)(:1) | 11.74 | 11.60 | 11.52 | 11.60 | 11.54 | 10.56 | | | | |
| SEAQ Bargains(5pm) | 27,068 | 25,604 | 22,483 | 23,721 | 18,510 | 23,805 | | | | |
| Equity Turnover(£m)† | - | 1297.08 | 1485.80 | 1722.9 | 1047.85 | 980.54 | | | | |
| Equity Bargains† | - | 27,561 | 28,438 | 26,878 | 23,481 | 28,268 | | | | |
| Shares Traded (ml)† | - | 452.0 | 511.8 | 525.6 | 311.7 | 440.1 | | | | |

**Ordinary Share Index, Hourly changes**

| ●Opening | ●10 a.m. | ●11 a.m. | ●12 p.m. | ●1 p.m. | ●2 p.m. | ●3 p.m. | ●4 pm |
|---|---|---|---|---|---|---|---|
| 1807.0 | 1802.5 | 1803.3 | 1814.0 | 1818.9 | 1819.3 | 1822.2 | 1832.4 |

DAY'S HIGH 1832.9 DAY'S LOW 1802.4

Basis 100 Govt. Secs 15/10/26, Fixed Int. 1928, Ordinary 1/7/35, Gold Mines 12/9/55, SE Activity 1974. ‡Nil 11.63 †Excluding intra-market business.

### © S.E. ACTIVITY

| Indices | Jun 26 | Jun 23 |
|---|---|---|
| Gilt Edged Bargains | 96.0 | 82.8 |
| Equity Bargains | 179.6 | 184.3 |
| Equity Value | 2821.7 | 3003.2 |
| 5-Day average | | |
| Gilt Edged Bargains | 88.3 | 92.7 |
| Equity Bargains | 170.8 | 176.3 |
| Equity Value | 2701.6 | 2720.0 |

● London Report and latest Seaq Index Tel. 0839 123301

## TRADING VOLUME IN MAJOR STOCKS

The following is based on trading volume for most Alpha securities dealt through the SEAQ system yesterday until 5 pm.

| Stock | Volume 000's | Closing Price | Day's change |
|---|---|---|---|
| ASDA Group | 7,500 | 183 | +2 |
| Allied-Lyons | 2,100 | 457 | +7 |
| Amstrad | 1,500 | 81 | -1 |
| Argyll Group | 3,000 | 213 | -1 |
| Ass. Brit. Foods | 910 | 372 | -1 |
| BAA | 2,500 | 344 | +5 |
| BAT Ords. | 3,000 | 665 | +4 |
| BET | 1,700 | 293 | +8 |
| BICC | 1,000 | 315 | +5 |
| BOC | 2,200 | 589 | +12 |
| BPB Ords. | 3,450 | 232 | -2 |
| BTR | 1,600 | 394 | +6 |
| Barclays | 1,500 | 459 | +6 |
| Bass | 1,100 | 1014 | +4 |
| Beecham | 2,500 | 640 | +11 |
| Blue Circle | 1,900 | 519 | +1 |
| Boots | 1,700 | 381 | +5 |
| Brit. & Comm. | 5,100 | 155½ | +1½ |
| Brit. Aerospace | 1,600 | 403 | +8 |
| British Airways | 550 | 210 | +2 |
| British Gas | 11,000 | 193 | +2½ |
| British Land | 840 | 363 | +3 |
| BP | 13,000 | 300 | +4 |
| British Steel | 13,000 | 76½ | +½ |
| British Telecom | 2,250 | 273 | +5½ |
| Burmah Oil | 472 | 615½ | +9½ |
| Burton | 2,000 | 220 | +2 |
| Cable & Wireless | 3,300 | 515 | +11 |
| Cadbury Schweppes | 1,500 | 359 | |
| Carlton Comms. | 630 | 846 | +4 |
| Commercial Union | 1,000 | 379 | +7 |
| Cons. Gold Fields | 1,200 | 1470 | +9 |
| Courtaulds | 2,100 | 349 | +12 |
| Dixons | 695 | 250 | +6 |
| Dalgety | 219 | 356 | -2 |
| Distillers | 4,500 | 193 | -2½ |
| Eng. China Clays | 543 | 482 | |
| Enterprise Oil | 236 | 510 | +11 |
| FKI Babcock | 359 | 169 | +1 |
| Fisons | 2,000 | 200 | +7 |
| Gateway Corp. | 3,500 | 224½ | -1 |
| General Accident | 159 | 948 | +5 |
| General Elect. | 7,500 | 248 | -1½ |
| Glaxo | 1,000 | 1493 | +16 |
| Guardian | 596 | 187 | +2½ |
| Grand Met. | 291 | 293 | +1 |
| Grand Met. | 315 | 303½ | +2½ |
| Guinness | 1,800 | 553 | -8 |
| GKN A | 445 | 1059 | +13 |
| GRE | 2,600 | 210 | +7 |
| Gt.W. | 1,400 | 402 | -2 |
| Guinness | 4,000 | 535 | +7 |
| Hammerson "A" | 600 | 868 | +4 |
| Hanson | 6,900 | 216½ | +2 |
| Harrisons & Crosf. | 267 | 167 | |
| Hawker Siddeley | 442 | 712 | -6 |
| Hillsdown Hldgs. | 2,000 | 271 | +1 |
| ICI | 372 | 232 | +3 |
| Imp. Chem. | 2,300 | 1375 | +10 |
| Inchcape | 299 | 263 | +5 |
| Jaguar | 640 | 275 | -3 |
| Kingfisher | 993 | 312 | +8 |
| Ladbroke | 989 | 580 | +1 |
| Land Securities | 1,300 | 565 | +4 |
| Legal & General | 1,500 | 313 | -3 |
| Lloyds Bank | 1,100 | 355 | +6 |
| LASMO | 560 | 118 | +4 |
| Lucas | 1,300 | 675 | +1 |
| Lucas | 993 | 665 | +10 |
| MB Group | 3,130 | 193 | -6 |
| MEPC | 350 | 566 | +2 |
| Marks & Spencer | 4,500 | 247 | +5 |
| Marshall Cavendish | 1,170 | 17½ | -1 |
| Midland Bank | 622 | 396 | +5 |
| Nat. West. Bank | 2,200 | 321 | +4 |
| Next | 1,900 | 142 | -5 |
| Northern Foods | 265 | 317 | -3 |
| Pearl | 1,200 | 434 | +7 |
| Pilkington | 437 | 119 | -1 |
| P & O | 799 | 647 | +12 |
| Plessey | 2,100 | 234 | +4 |
| Racal | 1,100 | 157 | |
| Reckitt & Colman | 1,400 | 557 | +5 |
| Reed Intl. | 1,500 | 375 | -1 |
| Rolls Royce | 2,500 | 174 | +1 |
| Rothmans | 225 | 499 | -1 |
| RTZ | 159 | 774 | +4 |
| RTZ | 1,100 | 540 | -1 |
| Royal | 25,100 | 455½ | +4½ |
| Sainsbury | 249 | 998 | +20 |
| Scottish & Newc. | 199 | 1123 | -7 |
| Shell | 814 | 576 | +7 |
| Sun Alliance | 1,100 | 428 | -4 |
| Tate & Lyle | 525 | 823 | -2 |
| Tesco | 2,700 | 184 | +2½ |
| Thorn EMI | 585 | 572 | +13 |
| Tomkins | 642 | 550 | +5 |
| Tr. House Forte | 1,000 | 426 | +5 |
| Unilever | 1,100 | 5½ | +1 |
| Utd. Biscuits | 1,100 | 317 | +5 |
| Utd. Newspapers | 622 | 946 | +16 |
| Utd. Scottish | 4,650 | 562 | +6 |
| Wellcome | 151 | 436 | -1 |
| Whitbread | 352 | 472 | +6 |
| Williams H. | 1,000 | 264 | +1½ |
| Willmott Dixon | 1,100 | 144 | -1 |
| Woolworth | 118 | 263 | -3 |

# Grandmet back in favour

After a period in the doldrums since the May interim figures, Grand Metropolitan returned to favour on the back of a number of brokers recommendations. Shares in the drinks and hotels group rose 8 to 562p on reasonable turnover with one broker reported bidding aggressively for stock in the market.

"They've been dull performers recently and today was their chance to catch up," said one trader, while others reported renewed overseas buying interest in the wake of recent international presentations.

The buy recommendations came from BZW, which continues to advise clients to switch into the GrandMet from leading brewers Bass and Whitbread, Kitcat & Aitken, and Citicorp Scrimgeour Vickers. Citicorp is confident that the eps target of 15 per cent growth this year and beyond can be achieved, and it is also bullish about the integration and/or disposal of the Pillsbury operations. "Pillsbury has substantially altered the profile of [GrandMet's] businesses, away from hard liquor towards food and retailing, which we would regard as a good move in terms of market sentiment in the long-term," says the US house.

## Textile bid referred

The decision to refer the proposed Coats Viyella acquisition of Tootal to the Monopolies Commission was an unpleasant surprise for the market. The news introduced uncertainty and fears that other complications may arise before the investigation by the Commission is completed, and the shares fell 9½ to 120½p. Coats Viyella hardened to 158p.

Having cleared the hurdle of US anti-trust regulations only the day previously, the bulk of the loss represented the time value of money, said analysts. We are looking at a period of possibly five months before things get moving again, explained one. He remained of the opinion that the offer would be cleared by the commission.

## Oil propectors

The prospect of the eleventh round of licences for North Sea exploration drew attention in the Oils towards exploration and production companies.

Analysts at Smith New Court rated Clyde Petroleum a "buy as a geared play" because of the company's good reputation for finding oil and the fact that it is small enough for a single discovery to add significantly to asset values. Clyde closed at 151½p, a rise of 6½p on the day.

This morning, Mr Fergus Macleod, of BZW, publishes recommendations to buy not only Clyde but also Enterprise Oil (up 11 at 570p) and Premier (a shade ahead at 99½p). "Acreage is an asset, so they will gain something for nothing from the Government," said Mr Macleod. There might also be an increase in corporate activity, he said, because potential stakebuilders have held back ahead of the decision. Mr Macleod is much less bullish on a fourth contender, Lasmo. Institutions will be tempted to take profits over 480p, he argued, because that is the effective price they paid for last summer's placing, if the recent rights issue is taken into account.

Unilever climbed 14 to in thin volume of less than 750,000 shares. Mr Richard Allan at Kleinwort Benson issued a recommendation to switch out of the Dutch-quoted NV stock into the plc. Currency changes have meant that the latter's discount to the former has now reached around 8 per cent. "It is the largest differential between the two stocks for nearly 3 years," said Mr Allan.

Mr John Campbell, who follows Unilever at Pru-Bache, pointed out that currency factors also helped Unilever's trading. Much of the profit is D-Mark related; at the current exchange rates we could be looking at a further £40m in profits, he said. He cautioned, however, that any such effects were largely sentiment because Unilever uses a calendar year-end exchange rate on its balance sheet.

Beecham benefited from confirmation of the eventual inclusion of SmithKline Beecham in the FTSE 100 index, thus making it essential buying for institutional investors and particularly index tracking funds. Beecham climbed 11 to 640p on good turnover of 2.6m shares, while SKBeecham jumped 25 to 546p. It clocked up 367,000 shares traded in the when-issued form – around 200 times the volume moved in the four business days since Seaq quotations began.

Bank stocks enjoyed a good day, showing blue prices among the red before the better-than-expected trade figures. A general shortage of stock, and a positive note on the sector from Japanese house Nomura helped prices close firmer. National Westminster were the best of the bunch, adding 9 at 301p on turnover of 2.3m shares; NatWest "offers the best combination of investment criteria of the big four," said Nomura.

Also benefiting from a Japanese commendation were Royal Bank of Scotland, up 5 at 380p. "Capital is strong and their strategic entry into investment banking and general insurance is demonstrably succesful," remarked Nomura. Of the other banks Lloyds gained 8 at 350p, Barclays 6 at 459p and Midland 5 at 350p. TSB, due to report interims tomorrow, shrugged off its recent lethargic mood to close 2 higher at 111p.

Construction issues continued to trade irregularly with Tarmac rising 7 to 321p and J Mowlem falling 5 to 403p. Recovery hopes again attracted buyers to Anglian Secured Homes, 9 firmer at 228p, while NSM rose 6 further to 120p.

Stores were mostly better with the market, leading some observers to speculate that the sector has bottomed out; "there hasn't been a seller of stores for two weeks now," said one trader. Among the leaders Kingfisher were squeezed 8 higher to 312p in light trade, Marks and Spencer rose 5 to 197p on busy turnover of 4.5m shares, while Boots added 5 301p.

Bid speculation again lifted Ward White, up 6 at 320p; turnover in Ward White in the past few days has topped the 2m-shares mark, and yesterday there were reports of sizeable trade "off the screen."

Sears were a lacklustre market, closing only a penny higher at 117p after County NatWest WoodMac lowered its profits estimates, by £6m to £241m for the present year and by £3m to £246m for the next. County blamed problems at Gallliford Sears, the group's south-east house-building operation for the trimmed forecasts.

Dixons went against the trend, dropping 2½ to 142p following a £5m downgrade to £75m from broker James Capel for annual results due on July 12; the market is nervous ahead of what it expects will be a worrying set of figures, and there was a story doing the rounds that Dixons will be calling in City analysts one by one when the results are announced.

There was busy trading GEC (7.5m shares) ahead of the preliminary results, due today. Sector analysts have settled for profit projections of around £780m pre-tax, and attention is fixed on the prospects for a further development on the GEC-Siemens bid for Plessey, which is expected to follow early next month. At 248p, GEC shares closed 2 off, against the trend of the market.

Institutions bought British Steel, arresting its steady decline since figures last week. It firmed a penny to 77p as 13m shares were traded.

United Biscuits were sought amid speculation of US and European stakebuilding, the shares rising 6 to 362p on turnover of 5m. Dealers said that a large buying order from Europe, possibly Switzerland, had been completed during the session.

The American story was that a holding has been built up by Pepsico, the giant US drinks group. Pepsico, with its own Frito-Lay snack foods operation, wants to break into the lucrative European biscuits market following its failure to win the race for the Nabisco biscuit businesses. While analysts agreed there is a potential fit between Pepsico and UB, the story was being treated with some caution.

**FT-A All-Share Index**

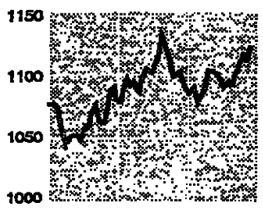


**Equity Shares Traded**

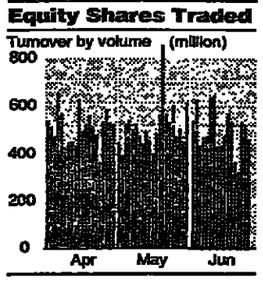


## NEW HIGHS AND LOWS FOR 1989

NEW HIGHS (125).
BRITISH FUNDS (4) AMERICANS (4) BANKS (1) Scroders NV, BREWERS (4) BUILDINGS (1) NBM, CHEMICALS (8) Allied Colloids, Cuming (W.), Ellis & Everard, Imp. Chem., Novo Inds. "B", Peratorp "B", STORES (6) in Shape, Rainers, Do. Cv. Pf., Smith (W.H.) "A", Ward White, Do. Cv. Pf., ELECTRICALS (8) Blick, Ericsson (L.M.), Microlec Grp., Pilkington, Ren Dets., Thorn EMI, Do. 7pc Pf. "92-95", ENGINEERING (2) FOODS (3) HOTELS (1) INDUSTRIALS (27) Aukett Assocs., B.H. Props., Barry Wehmiller, BMEC, British Vita, Cape Inds., Capita Grp., Channel Express, Economic Forestry, Grafton Grp., Haines, Hendley-Walker, Hanson, Do. 10pc Cv. Ln., Do. 5.75pc Cv. Pf., Hunting Assoc., ISA Int'l., RCO, RPS Grp., Rank Org., Ropner, Do. "A", S.E.P. Int'l., Scapa grp., St. Gobain, Unilever, INSURANCE (2) Britannia, Trade Indemnity, LEISURE (1) MOTORS (2) Armstrong Equipment, Lucas, NEWSPAPERS (1) Independent, PAPERS (3) Barker (C.), Jarvis Porter, Yellowhammer, PROPERTY (4) SHIPPING (2) SOUTH AFRICANS (2) TEXTILES (2) Courtaulds, Hicking Pentecost, TOBACCOS (1) TRUSTS (20) OILS (7) MINES (3) THIRD MARKET (2).
NEW LOWS (45).
AMERICANS (1) CANADIANS (2) BANKS (1) Standard Chartered, BUILDINGS (5) Bellwinch, Bryant Grp., Carron Phoenix, Marley, Wilson (Connolly), CHEMICALS (1) STORES (1) INDUSTRIALS (11) Aaronson Bros., CMB Pack. New, Creighton Labs., Halls Homes & Gdns., Linzat Grp., Metal Closures, Myson Grp., Spandex, Suter, Tribble Harris, Worcester, PAPERS (2) Waddington (J.), Winn, Mackay-Lewis, PROPERTY (5) TEXTILES (3) Mackay Hugh, Richards, Tootal, TRUSTS (4) OILS (2) MINES (3).

## APPOINTMENTS

# Charterhouse Bank managing directors

■ CHARTERHOUSE BANK has made the following senior appointments: Mr Richard Kilsby, a managing director, becomes a senior managing director with responsibility for capital markets, treasury, banking operations, and information services within the bank.

Mr Ian Beith has been appointed a managing director with responsibility for asset management, encompassing corporate banking services and property services. He was previously a director-corporate banking services, having joined from Citibank in December 1988.

Following the recent appointment of Mr Michael Gatenby as a vice chairman, Mr Alistair Muirhead and Mr Howard Rix have been appointed managing directors.

Mr Muirhead has been given responsibility for all domestic corporate finance activities of Charterhouse. He was previously a director-corporate finance.

Mr Rix has responsibility for all international corporate finance activities and the international development of the bank's activities in conjunction with other Charterhouse divisions. He was previously a director-corporate finance.

Mr David Tyler *(above)* becomes group finance director of CHRISTIES INTERNATIONAL on July 3. He joins from County NatWest where he was on the board with responsibility for financial control and treasury matters.

■ PINPOINT ANALYSIS has appointed Mr Alan Newman as managing director from July 1. He is group development director of MAI.

■ PARKFIELD GROUP has appointed Mr Paul Feldman to the board. He continues as chief executive of Parkfield Entertainment.

■ Mr R.M. Jacobs has been appointed managing director of WILLIAM STEWARD (HOLDINGS). He was finance director. Mr R.L. Burberry has been appointed manufacturing director. He is managing director of Durham Switchgear, a wholly-owned subsidiary.

■ Mr Tony Barnes has been appointed managing director of PIONEER MUTUAL INSURANCE CO. He succeeds Mr Geoffrey White who has resigned to become chief executive of Sibec Developments. Mr Harry Clarke will become chairman from January 1, when Professor G. Clayton stands down and resumes as a non-executive director.

■ Mr Peter Fryer has been named purchasing director of RYDER TRUCK RENTAL. He was managing director of George Hopton & Co, a Mallinson Denny Group company.

■ THE ALL ENGLAND LAWN TENNIS CLUB has appointed Mr Ian Edwards as its television marketing director. He has spent the last two years as head of sport for the BBC in Manchester.

■ EURO CELLULAR, a new Pan European consortium, has appointed Mr John Clisby as sales and marketing director. He was sales director of Air Call Cellular.

■ KENNING TYRE SERVICES has made the following appointments. Mr Neil Reece-Evans joins the company as human resources director from the ICL computer group. Mr John Lee has become commercial director. He was formerly with Comet.

■ LLOYDS BRITISH TESTING (UK) has appointed Mr John Evans as operations director-south. He was general manager.

■ THE PLESSEY COMPANY is appointing Mr Barry Flower as managing director-international defence on July 1. He is president of Leigh Instruments in Canada, the Ottawa-based defence contractor acquired by Plessey in March 1988.

■ CLYDESDALE RETAIL, the Scottish electrical retailer, has appointed Mr Stephen Martin as its commercial director. He was marketing director at Visionhire.

■ Mr Clive Badcock, credit and risk director, has been appointed a managing director of MIDLAND MONTAGU and head of corporate banking fromn July 1. He succeeds Mr David Potter, who is leaving to pursue other business interests. Mr Potter will remain a consultant and a non-executive director of the Thomas Cook Group.

■ ENTERTAINMENT UK, the Kingfisher-owned music and video supplier, has appointed Mr Stephen Deasey as finance director. He joins from K-Tel International (UK) where over the last ten years he held a number of financial positions before becoming managing director.


## COMPANY NOTICES

THE RANDFONTEIN ESTATES GOLD MINING COMPANY, WITWATERSRAND, LIMITED
Registration Number 01/08251/06
WESTERN AREAS GOLD MINING COMPANY LIMITED
Registration Number 59/03209/06
ELSBURG GOLD MINING COMPANY LIMITED
Registration Number 65/10726/06

All companies Registered in the Republic of South Africa

THE RANDFONTEIN ESTATES GOLD MINING COMPANY, WITWATERSRAND, LIMITED

DIVIDEND

A final dividend, dividend number 108 of 900 cents per share has been declared in respect of the financial year ending 30 June 1989 :

| | | |
|---|---|---|
| Last date for registration | : | 14 July 1989 |
| Registers close (date inclusive) from | : | 15 July 1989 |
| | : | 21 July 1989 |
| Currency conversion date (for payments from London) | : | 24 July 1989 |
| Date of Payment | : | 7 August 1989 |

This dividend is payable subject to the customary conditions which may be inspected at or obtained from the company's Johannesburg office or from the London Secretaries, Barnato Brothers Limited, 99 Bishopsgate, London EC2M 3XE.

Holders of share warrants to bearer should attend to the terms of a notice to be published by the London Secretaries late in July 1989.

By order of the Board
JOHANNESBURG CONSOLIDATED INVESTMENT COMPANY, LIMITED
Secretaries

per M.M. DE ALBUQUERQUE

WESTERN AREAS GOLD MINING COMPANY LIMITED
ELSBURG GOLD MINING COMPANY LIMITED

NOTICE TO SHAREHOLDERS

The Boards have decided to pass the dividend in respect of the financial year ending 30 June 1989.

Head Office and Registered Office:
Consolidated Building
Fox and Harrison Streets
Johannesburg 2001
P.O. Box 590, Johannesburg

27 June 1989

RE: WESTFIELD INTERNATIONAL INC.

In accordance with the terms of its offers for all of the shares in Westfield International Inc (WII), Hampton Investments Inc (Hampton) hereby states as follows:-

(i) Hampton has received acceptances of its offers from shareholders of WII holding not less than 90% of the WII shares (other than WII shares owned on the date of the offers by or on behalf of Hampton, its associates and affiliates);

(ii) The offers made for WII shares by Hampton have been declared to be free of the conditions set out in clause 6.3 of the said offers;

(iii) As at 26 June 1989 Hampton was entitled to 94,983,504 shares (96.77%) in WII (having received acceptances in respect of 93,605,204 WII shares (95.37%));

(iv) The offers made for WII shares by Hampton have been extended and will now close at 8:00 a.m. New York time (which corresponds with 10:00 p.m. Australian Eastern Standard time) on 14 July 1989;

(v) Hampton will proceed to compulsory acquisition under the provisions of the relevant legislation.

Dated this 26th day of June 1989.
HAMPTON INVESTMENTS INC.

## PERSONAL

PUBLIC SPEAKING Training and speech writing by award winning speaker. First lesson free. 01 930 2197.

## CLUBS

EVE HAS OUTLIVED the others because of a policy on fair play and value for money. Supper from 10-3.30 am. Disco and top musicians, glamorous hostesses, exciting floorshows. 01-734 0557. 189, Regent St. London.

QUEBEC CENTRAL RAILWAY COMPANY
4% FIRST MORTGAGE DEBENTURE STOCK

In preparation for the payment of the half-yearly interest due August 1 1989 on the above stock, the transfer books will be closed at 3.30 p.m. on July 14 and will be re-opened on July 24 1989.

D.R. Keast
Assistant Secretary

62-65 Trafalgar Square,
London, EC2N 5DY
June 28 1989

INTERNATIONAL CONFERENCES & EXHIBITIONS

The Financial Times proposes to publish this survey on:

17 JULY 1989

For a full editorial synopsis and advertisement details, please contact:

JEREMY BAULF
on 01-873 4026

or write to him at:

Number One
Southwark Bridge
London
SE1 9HL

FINANCIAL TIMES
EUROPE'S BUSINESS NEWSPAPER

Henderson Unit Trust Management Limited announce:-

With effect from 23rd June 1989, Henderson Global Technology Trust, Henderson Global Healthcare Unit Trust and and Best of the World Trust wore merged, following an approved Scheme of Amalgamation, into Henderson International Trust.

The effective factors used for the mergers are 0.5920, 0.4789 and 0.2807 respectively.

## LEGAL NOTICES

No. 002787 of 1989
IN THE HIGH COURT OF JUSTICE
CHANCERY DIVISION
Re: MARINEX PETROLEUM PUBLIC LIMITED COMPANY
- and -
Re: THE COMPANIES ACT 1985

NOTICE IS HEREBY GIVEN that the Order of the High Court of Justice (Chancery Division) dated 19th June 1989 confirming the cancellation of the amount of £9,127,255 standing to the credit of the Share Premium Account of the above-named Company was registered by the Registrar of Companies on 22nd June 1989.

DATED 22nd June 1989

LINKLATERS & PAINES
Solicitors to the Company

## RESIDENTIAL PROPERTY

FOR SALE

IN CRANS MONTANA - SWITZERLAND One of the nicest summer et winter holiday resorts, with a good deal of sunshine, next to the golf course SPLENDID APARTMENTS OF 2, 3½, 6½ ROOMS IN A HIGH STANDARD RESIDENCE Price: from SFR. 259'000 Informations and visit, please contact
REGIE DE LA RIVIERA SA
Av, du Casino 32 - 1820 MONTREUX Tel. No - 21-963.52.58

VERBIER
FAMOUS SKI RESORT
IN THE
*SWISS ALPS*

Delightful gabled attic of 1 living room, 2 bedrooms and balcony.

Magnificent view over the Alps, sunny and quiet.

Price Sfr. 320.000.-
including parking space

Write to:
Pierre PLIU
Case postale 32, CH 1094 PAUDEX
Switzerland
Tel. 41 21 36 58 62
Fax. 41 21 39 53 65

BAJA, MEXICO

New 2 bed , 2 bath villa. Ocean front. Fantastic shopping, nightlife, fishing, bullfights. Minutes to San Diego, USA border, Airflight and guide included. £3,000 per month.

Write: KANE, P.O. Box 5412, Orange,Calif. 92667 U.S.A.

CLASSIFIED ADVERTISEMENT RATES

| | Per line (min 3 lines) £ | single col cm (min 3 cms) £ |
|---|---|---|
| Appointments | 14.50 | 49.00 |
| Commercial & Ind. Property | 12.50 | 43.00 |
| Residential Property | 10.00 | 35.50 |
| Business Opportunities | 14.50 | 51.00 |
| Businesses For Sale/Wanted | 13.50 | 46.00 |
| Personal | 10.00 | 35.50 |
| Travel | 10.00 | 35.50 |
| Contracts, Tenders | 13.50 | 46.00 |

Premium positions available
£10 per Single Column cm extra
(Min 30 cms)
All prices exclude VAT
For further details write to:
Classified Advertisement Manager
FINANCIAL TIMES, 1 SOUTHWARK BRIDGE, LONDON SE1 9HL

# FT UNIT TRUST INFORMATION SERVICE

● Current Unit Trust Prices are available on FT Cityline. To obtain your free Unit Trust Code Booklet ring the FT Cityline help desk on 01-925-2128

## AUTHORISED UNIT TRUSTS

| | Init Chrge | Canc. Price | Bid Price | Offer Price | + or - | Yield Gr's |
|---|---|---|---|---|---|---|
| **Abbey Unit Tst Mngrs (1000)H** | | | | | | |
| 80 Holdenhurst Rd, Bournemouth 0345 717373 | | | | | | |
| High Income | | | | | | |
| American Income | 6 | 56.13 | 56.82 | 60.45 | +0.07 | 4.53 |
| Gilts & Fixed Int | 6 | 108.9 | 108.9 | 115.5 | +0.4 | 8.66 |
| High Inc Equity | 6 | 133.9 | 136.7 | 145.5 | -0.3 | 4.36 |
| Worldwide Bond | 6 | 208.2 | 208.2 | 220.6 | +1.6 | 4.40 |
| Capital Growth | | | | | | |
| American Growth | 6 | 192.3 | 192.3 | 205.7 | -0.1 | 0.92 |
| Asian Pacific | 6 | 96.76 | 96.76 | 103.5 | +0.5 | 1.26 |
| Assets & Earnings | 6 | 157.8 | 157.8 | 168.8 | -0.7 | 2.19 |
| Capital Reserve Acc | 6 | 85.42 | 85.42 | 85.48 | +0.11 | 4.66 |
| Comdty & Energy | 6 | 102.1 | 102.1 | 109.2 | | 1.74 |
| 1992 Enterprise | 6 | 58.32 | 59.48 | 63.28 | -0.03 | 2.84 |
| European Capital | 6 | 89.14 | 89.85 | 95.59 | -0.23 | 0.78 |
| General | 6 | 177.2 | 180.2 | 191.8 | +0.2 | 2.35 |
| International | | 46.84 | 46.96 | 49.96 | -0.06 | 1.00 |
| Japan | 6 | 111.0 | 111.0 | 118.8 | -0.6 | 0.00 |
| Mastertrust | 6 | 87.10 | 87.10 | 93.16 | -0.10 | 1.82 |
| UK Growth Acc | 6 | 201.9 | 201.9 | 216.0 | -0.4 | 1.30 |
| UK Growth Dist | 6 | 134.7 | 134.7 | 144.1 | -0.3 | 1.94 |
| US Emerging Cos | 6 | 55.61 | 57.51 | 61.19 | +0.01 | 0.00 |
| Income & Growth | 6 | 297.1 | 297.1 | 317.8 | -0.1 | 3.23 |
| Ethical | 6 | 49.13 | 50.26 | 53.47 | -0.03 | 1.87 |
| **Abtrust Management Ltd (1000)H** | | | | | | |
| **Acorn Unit Trust Managers Ltd (1100)F** | | | | | | |
| Ethical Tst | 5 | 101.7 | 105.7 | 111.0 | +1.6 | 3.00 |
| Do Accum | 5 | 103.7 | 107.8 | 113.1 | +1.5 | 3.00 |
| **Aegis Unit Tst Mngmt Ltd (1400)F** | | | | | | |
| **AEtna Unit Trusts Ltd (1600)F** | | | | | | |
| **Allchurches Inv Mgmt Servs Ltd (1200)H** | | | | | | |
| **Allied Dunbar Unit Tsts PLC (1600)F** | | | | | | |
| **Anthony Wieler Unit Tst Mgmt Ltd (1000)F** | | | | | | |
| **Arkwright Management (1400)F** | | | | | | |
| **Asset Unit Trust Mngrs Ltd (0900)F** | | | | | | |
| **B & C E Unit Trust Mngmt Ltd (1000)H** | | | | | | |
| **Baillie Gifford & Co Ltd (1400)H** | | | | | | |
| **Bank of Ireland Fund Mgrs Ltd (1200)F** | | | | | | |
| **Barclays Unicorn Ltd (1000)F** | | | | | | |
| **Baring Fund Managers Ltd (1200)H** | | | | | | |
| **Bell Court Fund Mngt PLC (1500)F** | | | | | | |
| Far Eastern | 5 | 225.0 | 227.0 | 241.0 | | 1.24 |
| America | 5 | 202.5 | 203.0 | 217.0 | | 1.84 |
| UK & European | 5 | 348.5 | 357.0 | 377.0 | | 3.71 |
| **Bishopsgate Progressive Mgmt Co (1200)F** | | | | | | |
| **Brewin Dolphin Unit Tst Mgrs Ltd (0905)F** | | | | | | |
| **Brown Shipley & Co Ltd (1200)F** | | | | | | |
| **Brycourt Unit Tst Mgmt Ltd (1400)F** | | | | | | |
| Income Growth | 1 | 188.3 | 188.3 | 194.6 | -0.5 | 4.61 |
| **Buckmaster Mangmt Co Ltd (1200)H** | | | | | | |
| **Burrage Unit Tst Mangmt Ltd (0905)F** | | | | | | |
| **CCL Unit Trusts Ltd (1400)F** | | | | | | |
| **CIBC Unit Tst Managers plc (1200)H** | | | | | | |
| Growth Fd Acc | 5 | 108.8 | 110.2 | 116.5 | -0.1 | 3.64 |
| **CS Fund Managers Limited (1000)H** | | | | | | |
| **Canada Life Unit Tst Mgrs Ltd (1200)F** | | | | | | |
| **Cannon Fund Managers Ltd (0700)H** | | | | | | |
| **Capability Trust Mngrs Ltd (1200)F** | | | | | | |
| **James Capel Unit Tst Mngt Ltd (1535)F** | | | | | | |
| **Capital House Unit Tst Mgrs (0905)H** | | | | | | |
| **Cazenove Unit Trust Mngmt Ltd (2200)F** | | | | | | |
| **Chase Manhattan Fund Mgrs Ltd (1600)F** | | | | | | |
| **CIGNA Unit Tst Managers Ltd (1000)H** | | | | | | |
| **Citicorp Unit Trust Managers Ltd (1000)F** | | | | | | |
| **City Financial Sers & Invs Ltd (1100)F** | | | | | | |
| **City of London Unit Tst Mgrs Ltd (1200)F** | | | | | | |
| **Clerical Medical Unit Tst Mgrs Ltd (1200)H** | | | | | | |
| **Colonial Mutual Unit Tst Mgrs Ltd (1200)F** | | | | | | |
| **Commercial Union Tst Mgrs (1600)H** | | | | | | |
| **Confederation Funds Mngt Ltd (1200)F** | | | | | | |
| **Consistent Unit Tst Mngt Co Ltd (1200)F** | | | | | | |
| **Co-op Pension Fds UT Mgrs Ltd (1000)H** | | | | | | |
| **Cornhill Unit Trust Mngrs Ltd (1000)F** | | | | | | |
| **Crown Unit Tst Services Ltd (1200)H** | | | | | | |
| **Dimensional Tst Mangmt Ltd (0905)F** | | | | | | |
| **Discretionary Unit Fund Mngrs (1000)H** | | | | | | |
| **Drummond Fund Mngt Ltd (1400)F** | | | | | | |
| **Dunedin Unit Tst Mngrs Ltd (1400)F** | | | | | | |
| **EFM Unit Tst Mngrs Ltd (1400)H** | | | | | | |
| **Eagle Star Unit Mngrs Ltd (1000)H** | | | | | | |
| **Elcon Ltd (1600)F** | | | | | | |
| Elcon Trust | 5 | 156.28 | 157.4 | 168.4 | | |
| **Equitable Units Admin Ltd (1600)F** | | | | | | |
| **Equity & Law Unit Tst Mngrs (1200)H** | | | | | | |
| **Exeter Fund Managers Ltd (1400)F** | | | | | | |
| **FMS Investment Mngmt Ltd (0905)H** | | | | | | |
| **FS Investment Managers Ltd (1200)H** | | | | | | |
| **Fidelity Investment Servs Ltd (1200)F** | | | | | | |
| **Foreign & Colonial Unit Mngmt (1200)F** | | | | | | |
| **Forshaw Watson U.T. Mgrs Ltd (1630)F** | | | | | | |
| **Foster & Braithwaite UT Mngt (1100)F** | | | | | | |
| **Framlington Group (1200)H** | | | | | | |
| **Robert Fraser Tst Mngt Ltd (1600)F** | | | | | | |
| Growth Tst | 0 | 162.4 | 162.4 | 172.7 | | 1.03 |
| **Friends Provident Unit Trusts (1000)F** | | | | | | |
| **GA Unit Trust Mngrs Ltd (1000)H** | | | | | | |
| **GT Unit Managers Ltd (1200)H** | | | | | | |
| **Gartmore Fund Managers (1200)F** | | | | | | |
| **Gerrit (John) Unit Mgmt Ltd (1000)F** | | | | | | |
| **Granville Unit Tst Mngmt Ltd (1700)F** | | | | | | |
| **Gresham Unit Tst Mngrs (1000)F** | | | | | | |
| **Grofund Managers Limited (1200)H** | | | | | | |
| **Guardian Royal Ex Unit Mgrs Ltd (1200)H** | | | | | | |
| **Guild Management Ltd (1600)F** | | | | | | |
| **Guinness Mahon Unit Tst Mgrs Ltd (1000)F** | | | | | | |
| **Hambro General Fund Mgrs Ltd (1000)F** | | | | | | |
| **Hambros Unit Trust Managers Ltd (1000)F** | | | | | | |
| **Henderson Unit Tst Mngmt Ltd (1200)H** | | | | | | |
| **Hexagon Services Ltd (0905)F** | | | | | | |
| **Hill Samuel Unit Tst Mgrs (1200)H** | | | | | | |
| **Jupiter Unit Tst Mngrs Ltd (0905)F** | | | | | | |
| **Key Fund Managers Ltd (1200)F** | | | | | | |
| **Kleinwort Benson Unit Trusts Ltd (1100)F** | | | | | | |
| **LAS Unit Tst Mngrs Ltd (1000)H** | | | | | | |
| **L & C Unit Tst Mngmt Ltd (0905)F** | | | | | | |
| **Laurentian Unit Tst Mgmt Ltd (1200)H** | | | | | | |
| **Lazard Unit Tst Mngrs Ltd (1200)F** | | | | | | |
| **Legal & General (U.T. Mgrs) Ltd (1200)H** | | | | | | |
| **Lloyds Bk Unit Tst Mngs Ltd (1000)F** | | | | | | |
| **London & Manchester Tst Mngt (1000)H** | | | | | | |
| **M & G Securities (y) (0915)H** | | | | | | |
| **MGM Unit Managers Ltd(z) (1000)H** | | | | | | |
| **MLA Unit Trust Management (1200)H** | | | | | | |
| **Maldon Unit Trust Managers Ltd (1200)H** | | | | | | |
| **ManuLife Group PLC (1000)F** | | | | | | |
| **Marks & Spencer Unit Trust Ltd (1200)H** | | | | | | |
| **Martin Currie Unit Trusts Ltd (0905)H** | | | | | | |
| **Matheson Unit Trust Managers Ltd (1200)H** | | | | | | |
| **Mayflower Management Co Ltd (1600)H** | | | | | | |
| **Medical Investments Ltd (1100)F** | | | | | | |
| **Mercury Fund Managers Ltd (1000)H** | | | | | | |
| **Merlin Jupiter Unit Tst Mgmt Ltd (0905)F** | | | | | | |
| **Metropolitan Unit Trust Mngrs Ltd (1000)F** | | | | | | |
| **Midland Unit Trusts Ltd (1200)F** | | | | | | |
| **MIM Britannia Unit Tst Mgrs Ltd (1000)H** | | | | | | |
| **Minster Fund Managers Ltd (1000)F** | | | | | | |
| **Morgan Grenfell Unit Tst Mgrs Ltd (1000)H** | | | | | | |
| **Geoffrey Morley Unit Mgrs Ltd (1200)F** | | | | | | |
| **Murray Johnstone UT Mgmt (1600)H** | | | | | | |
| **NFU Mutual Unit Mngrs Ltd (1400)F** | | | | | | |
| **NM Unit Trust Mngrs (1200)H** | | | | | | |
| **National Provident Inv Mgrs Ltd (1400)H** | | | | | | |
| **Norwich Union Tst Managers (1200)H** | | | | | | |
| **PK English Trust (Inv Man) Ltd (1000)F** | | | | | | |
| **Pearl Unit Trusts Ltd (1000)H** | | | | | | |
| **Pembroke Administration Ltd (1700)F** | | | | | | |
| **Perpetual Unit Tst Mngmt (1200)F** | | | | | | |
| **Phillips & Drew Unit Managers Ltd** | | | | | | |
| **Prolific Unit Tst Mngrs Ltd (1200)H** | | | | | | |
| **Providence Capital Fd Mgrs Ltd (1000)H** | | | | | | |
| **Provident Mutual Unit Tst Mgrs Ltd (0905)H** | | | | | | |
| **Prudential Holborn Unit Tsts Ltd (1445)H** | | | | | | |
| **Regency Unit Tst Mngrs Ltd (1400)F** | | | | | | |
| **Reliance Unit Mgrs. Ltd (1000)H** | | | | | | |
| **Rock Asset Mgmt (Unit Trust) Ltd (0905)F** | | | | | | |
| **N.M. Rothschild Fund Mgmt (1000)F** | | | | | | |
| **Royal Life Fd Mgmt Ltd (1000)H** | | | | | | |
| **Royal London Unit Tst Mgrs Ltd (1000)H** | | | | | | |
| **Royal Trust Fund Mgmt Ltd (1700)F** | | | | | | |
| **SIM Unit Tst Mngmt Ltd (1200)F** | | | | | | |
| **Save & Prosper Group (0905)H** | | | | | | |
| **Savings Corporation Cap Plans Ltd (1200)H** | | | | | | |
| **Scimitar Unit Tst Mngrs Ltd (1200)F** | | | | | | |
| **Scottish Amicable Ut Tst Mgrs Ltd (1200)H** | | | | | | |
| **Scottish Equitable Fd Mgrs Ltd (1000)H** | | | | | | |
| **Scottish Life Investments (1200)H** | | | | | | |
| **Scottish Mutual Inv Mngrs Ltd (1000)F** | | | | | | |
| **Scottish Provident Inv Mgt Ltd (1000)F** | | | | | | |
| **Scottish Widows' Fund Mngmt (0659)H** | | | | | | |
| **Smith & Williamson Unit Tst Mgrs (1000)F** | | | | | | |
| **Sovereign Unit Tst Mngrs Ltd (1000)F** | | | | | | |
| **Standard Life Tst Mgmt Ltd (0659)F** | | | | | | |
| **Stewart Ivory Unit Tst Mgrs Ltd (1500)H** | | | | | | |
| **Stonehenge Intl Inv Mngrs Ltd (1200)F** | | | | | | |
| **Sun Alliance Unit Tst Mngmt Ltd (1200)F** | | | | | | |
| **Sun Life of Canada Unit Mgrs Ltd (0905)H** | | | | | | |
| **Sun Life Trust Mngmt Ltd (1200)H** | | | | | | |
| **Swiss Life Pen Tst Man Co Ltd (1000)H** | | | | | | |
| **TSB Unit Trusts (y) (1200)F** | | | | | | |
| **Target Trust Mngrs Ltd (1600)F** | | | | | | |
| **Templeton Unit Trust Managers Ltd (1200)F** | | | | | | |
| **Thornton Unit Managers Ltd (1000)F** | | | | | | |
| **Touche Remnant Unit Tst Mngt Ltd (1600)F** | | | | | | |
| **Trades Union Unit Tst Mngrs (1200)H** | | | | | | |
| TUUT | 4 | 247.0 | 251.9 | 268.1 | +1.0 | 2.29 |
| **Triton Fd Mngrs. Ltd. (1000)H** | | | | | | |
| Triton General | 5¼ | 172.5 | 175.3 | 186.5 | -0.6 | 2.26 |
| **Tyndall Unit Tst Mngrs Ltd (1600)F** | | | | | | |
| **UK Unit Trust Managers Ltd (1000)F** | | | | | | |
| **UTAM Ltd (1300)F** | | | | | | |
| **United Charities Unit Trusts (1000)H** | | | | | | |
| United Charities | 5 | 190.2 | 191.6 | 204.4 | -0.3 | 4.92 |
| **Wardley Unit Tst Mgrs Ltd (0900)H** | | | | | | |
| **Waverley Unit Tst Mngmt Ltd (1000)F** | | | | | | |
| **Wellington Fund Mngrs Ltd (1200)F** | | | | | | |
| **Wessex Asset Management (1330)F** | | | | | | |
| **Whittingdale Unit Tst Mgmt Ltd** | | | | | | |
| **Willbro Financial Services Ltd (0905)F** | | | | | | |

## GUIDE TO UNIT TRUST PRICING

**INITIAL CHARGES**
These represent the marketing, administrative and other costs which have to be paid by new purchasers. These charges are included in the price when the customer buys units.

**OFFER PRICE**
The price at which units may be bought.

**BID PRICE**
The price at which units may be sold.

**CANCELLATION PRICE**
The maximum spread between the offer and bid prices is determined by a formula laid down by the government. In practice, unit trust managers quote a much narrower spread. As a result, the bid price is often set well above the minimum permissible price which is called the cancellation price in the table. However the bid price might be moved to the cancellation price in circumstances in which there is a large excess of sellers of units over buyers.

**TIME**
The time shown alongside the fund manager's name is the time at which the unit trusts' daily dealing prices are normally set unless another time is indicated by the symbol alongside the individual unit trust name. The symbols are as follows: ψ - 0001 to 1100 hours; ♦ - 1101 to 1400 hours; ♦ - 1401 to 1700 hours; ♦ - 1701 to midnight.

**HISTORIC PRICING**
The letter H denotes that the managers will deal on a historic price basis. This means that investors can obtain a firm quotation at the time of dealing. The prices shown are the latest available before publication and may not be the current dealing levels because of an intervening portfolio revaluation or a switch to a forward pricing basis.

**FORWARD PRICING**
The letter F denotes that prices are set on a forward basis so that investors can be given no definite price in advance of the purchase or sale being carried out. The prices appearing in the newspaper show the prices at which deals were carried out yesterday.

**SCHEME PARTICULARS AND REPORTS**
The most recent report and scheme particulars can be obtained free of charge from fund managers. Other explanatory notes contained in last column of the FT Unit Trust Information pages.

# FT UNIT TRUST INFORMATION SERVICE

● Current Unit Trust Prices are available on FT Cityline. To obtain your free Unit Trust Code Booklet ring the FT Cityline help desk on 01-925-2128

| | Init Chrge | Canc. Price | Bid Price | Offer Price | + or - | Yield Gr's |
|---|---|---|---|---|---|---|
| **Windsor Trust Mngrs Ltd (1200)F** | | | | | | |
| 83 Kingsway, London, WC2B 6SD 01-405 8331 | | | | | | |
| Growth Inc | 5 | 88 72 | 92.09 | 97.96 | -0.49 | 1.41 |
| Growth Acc | 5 | 88 72 | 92.09 | 97.96 | -0.49 | 1.41 |
| Income Inc | 5 | 83 93 | 85.96 | 91.45 | -0.51 | 4.68 |
| Income Acc | 5 | 83 93 | 85.96 | 91.45 | -0.51 | 4.68 |
| Property Share | 5 | 54 95 | 54 95 | 58 58 | -0.12 | 0.99 |
| Smaller Co's | 5 | 59 21 | 62.51 | 66.50 | -0.16 | 1.44 |
| Nth American | 5 | 64 84 | 64 84 | 69 34 | -0.37 | 1 54 |
| International | 5 | 48 37 | 48 37 | 51 73 | -0.02 | 1 41 |
| **Wright Seligman Fund Mngrs Ltd (1000)H** | | | | | | |
| 11 Blomfield St, London EC2M 7AY 01-588 0592 | | | | | | |
| Growth | 5 | 112.30 | 112.30 | 117.36 | -1.19 | 4 05 |
| Weekly dealing day Tuesday | | | | | | |
| **The Yorkshire Unit Tst Mngrs Ltd (1100)F** | | | | | | |
| Woodsome Pk, Fenay Bdge, Huddersfield 0484 602250 | | | | | | |
| [illegible] | | | | | | |

## OTHER UK UNIT TRUSTS

**Baillie Gifford & Co Ltd**

**Cent. Bd. of Fin. of Church of England‡‡**
2 Fore Street, London EC2Y 5AQ 01-588 1815

**Charinco/Charishare‡‡ (1000)F**
33 King William Street, EC4R 9AS 01-280 2800

**Charities Official Invest. Fund‡‡**
2 Fore Street, London EC2Y 5AQ 01-588 1815

**Edinburgh Fund Mngrs PLC**

**Fidelity Investment Services Ltd**

**Robert Fleming Asset Mngmt Ltd**

**Foreign & Colonial Pens Mngt Ltd**

**Funds in Court***
* Restricted to monies under Court control

**Henderson Unit Trust Management Ltd**

**Lazard Investors Ltd ‡‡**

**Local Authorities Mutual Invest. Tst.***
2 Fore Street, London EC2Y 5AQ 01-588 1815
* Available only to Local Authorities

**M & G Securities Ltd**

**MIM Ltd**

**Morgan Grenfell Inv Mngmt Ltd**

**Murray Johnstone UT Mngmt**

**New Court Property Fund Managers**

**Phillips & Drew Fund Management Ltd**

**J. Rothschild Fund Managers Ltd**

**Stewart Ivory & Co Ltd**
Closed to new business

## INSURANCES

**AA Friendly Society**

**Abbey Life Assurance Co Ltd**
80 Holdenhurst Road, Bournemouth 0202 292373

**Abtrust Management Ltd**
10 Queens Terrace, Aberdeen AB9 1QJ 0800 833580

**AEtna Life Insurance Co Ltd**
2-12 Pentonville Rd, London N1 9XD 0800 010575

**Albany Life Assurance Co Ltd**
3 Darkes Lane, Potters Bar EN6 1AJ 0707 42311

**Allied Dunbar Assurance Plc**
Allied Dunbar Ctr, Swindon SN1 1EL 0793 514514

**Ambassador Life Assce. Co Ltd**
80 Holdenhurst Rd, Bournemouth 0202 292345

**American Life Insurance Co UK**
2-8 Altyre Road, Croydon CR9 2LA 01-680 6000
Initial Unit prices available on request.

**Avon Insurance Plc**
Tiddington Rd, Stratford-upon-Avon CV37 0789 204211

**Barclays Life Assur. Co Ltd**
252 Romford Road, London E7 01-534 5544
For prices of Initial Units phone 01-534 5544.

**Black Horse Life Ass. Co Ltd**
Mountbatten Hse, Chatham, Kent. 0634 834000

**CCL Assurance Ltd**
74 Shepherds Bush Green, W12 8SD 01-740 7070

**Canada Life Group**
2-6 High St, Potters Bar, Herts 0707 51122

**Cannon Assurance Ltd (z)**
1 Olympic Way, Wembley HA9 0NB 01-902 8876

**Citicorp British National**
Perrymount Road, Haywards Heath 0444 414111

**City of Edinburgh Life Assurance**
46 Charlotte Sq, Edinburgh EH2 4HQ 031-225 1655

**City of Westminster Assurance (z)**
PO Box 469, 500 Avebury Blvd, Milton Keynes MK9 2NU

**Clerical Medical/Fidelity International**
Narrow Plain, Bristol BS2 0JH 0272 290566
Initial prices available on request. For other prices telephone 0272 290566

**Clerical Medical Investments Group**
Narrow Plain, Bristol BS2 0JH 0272-290566

**Clerical Medical Managed Funds Ltd**
15 St James's Sq, London SW1Y 4LQ 01-930 5474

**Colonial Mutual Group**
24 Ludgate Hill, London EC4P 4BD 01-248 9861

**Combined Insurance Co of America**
15 Wheatfield Way, Kingston upon Thames, Surrey KT1 2PA 01-546 7733

**Commercial Union Group**
St Helen's, 1 Undershaft, London EC3 01-283 7500

**Cornhill Insurance PLC**
57 Ladymead, Guildford 0483 [illegible]

**Criterion Assurance Group**
Swan Court, Petersfield, Hants 0730 [illegible]

**Crown Financial Management Ltd**
Crown Hse, Woking GU21 1XW 04862 5033

**Crusader Insurance Plc**
Reigate, Surrey RH2 8BL 0737 [illegible]

**Devonshire Life**
01-434 3511

**Eagle Star Insurance Co Ltd**
Bath Road, Cheltenham GL53 7LQ 0242 221311

**Eagle Star Insur./Midland Assur.**
60 St. Mary Axe, London EC3 01-929 1111

**Economic Insurance Company Ltd**
0705 24321

**Edinburgh Money Management Ltd**
031 220 1244

**Equitable Life Assurance Society**
Walton St, Aylesbury, Bucks HP21 7QW 0296 393100

**Equity & Law**
Amersham Road, High Wycombe 0494 463463

**FS Assurance Limited**
190 West George St, Glasgow G2 2PA 041-332 6462

**Family Assurance Society**
19 New Rd, Brighton BN1 1WS 0273 724570

**Framlington Life Insurance Ltd**
3 London Wall Buildings, EC2M 5NQ 01-628 5181

**Friends' Provident**
Castle Street, Salisbury, Wilts SP1 3SH 0722 336242

**GT Management Ltd**
8th Floor, 8 Devonshire Sq, EC2 01-283 2575

**General Accident Linked Life Assce(z)**
0904 628982

**General Portfolio Life Insce Plc**
0279 626262
For other prices please telephone 0279 626262

**Assicurazioni GENERALI SpA**
117 Fenchurch St, London EC3M 5DY 01-488 0733

**Gresham Unit Assurance Ltd**
2-6 Prince of Wales Rd, Bournemouth 0202 752000

**Growth & Sec. Life Assce. Soc. Ltd**
Mill Green Rd, Haywards Hth, W. Sussex 0444 413307

**Guardian Royal Exchange**
Royal Exchange, EC3 01-283 7101

**Hearts of Oak Insurance Group**
84 Kingsway, London WC2B 6NF 01-404 0393

**Henderson Administration(z)**
3 Finsbury Ave, London, EC2 M2PA 01-638 5757

**Hill Samuel Life Assur. Ltd (z)**
NLA Tower, Addiscombe Rd, Croydon 01-686 4355

**Homeowners Friendly Society**
PO Box 94, Springfield Ave, Harrogate 0423 567355

**Ideal Insurance Co Ltd**
021 449 4101

**Interlife Assurance Co Ltd**
01-397 7366

**Irish Life Assurance Co Plc**
01-638 1731

**The LAS Group**
10 George St, Edinburgh 031-225 8494

**Lancashire & Yorkshire Assce Society**
Moorgate Hall, Moorgate Rd, Rotherham 0709 829191

**Laurentian Life plc**
Barnwood, Gloucester GL4 7RZ 0452 371371

**Legal & General (Unit Assur) Ltd**
2 Montefiore Road, Hove, BN3 1SE 0273 724588
Prices for Initial Units Tel 0273 724588

**Legal & General (Unit Pensions) Ltd**
Kingswood House, Kingswood, Tadworth, Surrey 0737 370370
Prices for Series 2 Pensions. For other prices Tel. 0737 370370

**Liberty Life Assurance Co Ltd**
Station Rd, New Barnet 01-440 8210

**London Indemnity & Gnl. Ins. Co Ltd**
18-20 The Forbury, Reading 583511

**London Life**
100 Temple St, Bristol BS1 6EA 0272-279179

**London & Manchester Group**
Winslade Pk, Exeter EX5 1DS 0392 52155

**M & G Life and M & G Pensions**
Victoria Road, Chelmsford, CM1 1FB 0245 266266

**MGM Assurance(z)**
MGM House, Heene Rd, Worthing 0903 204631

**Manchester Unity Assurance**
40 Fountain Street, Manchester M2 2AB 061 832 9361

**ManuLife Group PLC**
St George's Way, Stevenage Enquiries 0438 356101

**Merchant Investors Assurance Co Ltd**
Part of the HI Group
Leon House, 233 High St, Croydon 01-686 9171
Bid Prices Only. Offer prices where applicable approx 5% higher.

**Midland Life Limited**
Norwich Hse Commercial Rd, Southampton 0703 229929

**Municipal Life Assurance Ltd**
1 Sessions Hse Sq, Maidstone ME14 1XX 0622 690565

**NEL Britannia Assce Co Ltd**
Milton Court, Dorking, Surrey 0306 887766

**NEL Pensions Ltd**
Milton Court, Dorking, Surrey 0306 887766

**NM Life Assurance Ltd**
Enterprise House, Portsmouth 0705 827733
Prices: Life Series 4 Acc, Pension Series C Acc June 27

**National Financial Management Corp PLC**
72 Gatehouse Rd, Aylesbury, HP19 3XJ 0296 395539

**National Mutual Life**
The Priory, Priory Pk, Hitchin, SG5 2DW 0462 422422

**National Provident Institution**
48 Gracechurch St, London EC3P 3HH 01-623 4200
Prices June 1 Next dealing July 3

**Norwich Union Asset Management Ltd**
PO Box 124, Norwich NR1 3JS 0603 683986

**Norwich Union Life Insurance Soc.**
PO Box 149, Norwich NR1 3NG 0603 622200
*Prices as at June 20

**Pearl Assurance (Unit Funds) Ltd**
252 High Holborn, London WC1V 7EB 01-405 8441

**Phoenix Assurance Co Ltd**
Phoenix House, Redcliff Hill, Bristol 0272 294941

**Pioneer Mutual Insurance Co Ltd**
16 Crosby Rd, N, Waterloo, Liverpool 051-928 6655

[illegible]

Continued on next page

هكذا من الأصل

# FT UNIT TRUST INFORMATION SERVICE

• Current Unit Trust Prices are available on FT Cityline. To obtain your free Unit Trust Code Booklet ring the FT Cityline help desk on 01-925-2128

Bid Price | Offer Price | + or - | Yield Gross

**Premium Life Assurance Co Ltd**
37-39, Perrymount Road, Haywards Heath 0444 458721
American 136.0 144.0 — —
Building Soc. Fd. 171.0 180.0 — —
Balanced 286.0 302.0 — —
European 180.0 190.0 -3.0 —
GT Managed 179.0 189.0 — —
Gartmore Mngd 118.0 125.0 -1.0 —
German 128.0 135.0 — —
Gilt 181.0 191.0 +1.0 —
Global 49.0 52.0 — —
High Inc 123.0 130.0 — —
International Equity 199.0 210.0 -1.0 —
Japan 241.0 254.0 — —
Managed 63.0 67.0 -1.0 —
Property 283.0 298.0 — —
R. W. Imperial Gold 148.0 156.0 — —
UK Equity 365.0 385.0 -1.0 —
Pension Funds
American 152.0 160.0 — —
Building Soc. Fd. 171.0 180.0 — —
Balanced 221.0 233.0 — —
European 180.0 190.0 — —
German 113.0 119.0 — —
Gilt 155.0 164.0 — —
International Equity 144.0 152.0 — —
Japan 138.0 146.0 — —
Managed 65.0 69.0 — —
Property 217.0 229.0 — —
UK Equity 331.0 349.0 — —

**Prolific Life & Pensions Ltd**
Stramongate, Kendal, Cumbria LA9 4BE 0539 33733
Managed Fund see Balanced Growth Managed Fund
Life Funds
Balanced Gwth Mngd 599.3 630.5 -1.8 —
Adventurous Mngd 128.9 135.9 -0.5 —
Secure Mngd 109.3 115.2 -0.2 —
Cash Fd 233.7 246.3 — —
Property Fund 237.1 305.5 — —
Equity Fund 675.5 711.9 -2.7 —
Fixed Int. Fund 295.4 311.3 — —
International 303.9 323.3 -2.3 —
High Income 475.5 500.6 -1.4 —
Far East 419.4 446.2 -3.8 —
North American 285.7 301.1 -3.0 —
Special Sits 628.9 650.5 -0.5 —
Technology 258.3 274.8 -0.9 —
Extra Inc Fd 285.4 303.7 -0.4 —
Convertible & Gilt Fd 152.5 162.3 -0.2 —
American Income 133.5 142.1 -0.9 —
Gilt Fund 292.9 311.6 — —
European Fund 104.5 110.2 -0.1 —
Pref & Fixed Int 98.6 104.9 -0.1 —
Pension Funds
[illegible] 570.7 600.8 -1.9 —
[illegible] 124.8 131.4 -0.5 —
[illegible] 107.2 112.9 -0.2 —
[illegible] 242.0 254.8 — —
[illegible] 293.2 308.7 — —
[illegible] 402.2 423.4 +0.1 —
[illegible] 754.2 793.9 -2.7 —
[illegible] 279.6 294.4 -3.2 —
[illegible] 492.6 518.5 -1.5 —
[illegible] 170.8 179.8 -0.7 —
N. American Pens Acc. 193.8 204.1 -2.3 —
Far Eastern Pens Acc. 408.1 429.6 -4.1 —
Special Sits Pens Acc. 507.6 534.4 -0.5 —
Extra Income Pens Fd 336.2 353.9 -0.5 —
Convertible & Gilt Pens 171.0 180.0 -0.2 —
[illegible] 148.1 155.9 -1.2 —
European Pens 112.4 117.3 -0.1 —
Fixed Int Cap Pens 111.6 117.5 — —
Pref & Fixed Pens 101.6 107.0 -0.1 —
Other Funds
[illegible] 171.3 180.4 -0.8 —
[illegible] 158.4 166.8 -0.6 —
[illegible] 107.9 113.7 -0.3 —
[illegible] 111.1 117.0 -0.2 —
[illegible] 114.1 120.2 — —
[illegible] 100.9 106.3 -0.4 —
For Gen Ltd Unit and Other Prices ring 0539-33733

**Property Equity & Life Ass. Co**
Exeter Ave, Southend SS2 6QH 0702 333433
[illegible] 133.2 140.2 — —
[illegible] 134.8 — —
[illegible] 123.8 — —
[illegible] 173.6 — —
[illegible] 313.7 — —
Special Man. Inc. Fd. 125.7 — —

**Property Growth Assur Co Ltd**
[illegible] House, Horsham 0403 641411
Property Fund 452.7 +0.1 —
Property Fund (A) 431.1 +0.1 —
Agricultural Fund 620.4 — —
Abbey Fund (A) 596.3 +0.1 —
[illegible] 326.2 — —
[illegible] 252.4 — —
Investment Fund 241.2 -0.3 —
Investment Fund (A) 233.4 -0.3 —
Equity Fund 680.4 -0.6 —
Equity Fund (A) 651.1 -0.6 —
Money Fund 322.8 -0.1 —
Money Fund (A) 310.3 -0.1 —
Actuarial Fund 604.4 -0.4 —
Gilt-Edged Fund 260.3 +1.3 —
Gilt-Edged Fd (A) 250.3 +1.3 —
[illegible] 582.0 — —
[illegible] 581.0 — —
[illegible] 343.0 — —
International Fd 477.1 -2.5 —
[illegible] 154.4 — —
Property Growth Pensions & Annuities Ltd
[illegible] 502.5 529.0 — —
[illegible] 537.2 — —
[illegible] 475.8 +0.1 —
[illegible] 556.7 +0.1 —
[illegible] 540.7 +0.1 —
[illegible] 719.9 +0.6 —
[illegible] 458.1 +0.4 —
[illegible] 375.6 +0.2 —
[illegible] 257.7 — —
[illegible] 494.1 +0.1 —
[illegible] 315.3 +0.1 —
[illegible] 231.1 +1.5 —
[illegible] 201.3 +1.1 —
[illegible] 622.3 +1.5 —
Equity Pens Fd. Cap 446.1 +1.0 —
[illegible] 229.2 -1.3 —
[illegible] 187.8 -1.1 —

**Providence Capital Life Assc. Co Ltd**
30 Uxbridge Rd, London W12 8PG 01-749 9111
[illegible] 203.3 214.5 +0.2 —
[illegible] 143.0 150.9 — —
[illegible] 170.4 179.8 -0.2 —
[illegible] 161.7 170.6 +0.1 —
[illegible] 236.2 249.2 +1.0 —
[illegible] 107.1 113.0 — —
[illegible] 159.7 168.5 +4.4 —
Japan Equity Acc 148.0 156.2 -0.9 —
[illegible] 113.1 119.4 — —
[illegible] 95.5 100.8 -0.2 —
[illegible] 127.9 135.0 +2.8 —
[illegible] 69.4 73.3 -0.1 —
[illegible] 100.4 106.0 -0.2 —
[illegible] 111.6 117.8 -0.5 —
[illegible] 40.9 43.2 -0.6 —
[illegible] 69.6 73.5 -0.1 —
[illegible] 50.6 53.4 — —
[illegible] 53.9 56.8 — —
[illegible] 111.8 117.9 +0.2 —
Total Investment Bond
[illegible] 141.2 +0.1 —
[illegible] 99.5 — —
[illegible] 117.7 -0.1 —
[illegible] 112.5 +0.1 —
[illegible] 165.5 +0.7 —
[illegible] 74.8 — —
[illegible] 126.7 +1.3 —
[illegible] 117.4 -0.7 —
[illegible] 89.7 — —
[illegible] 75.8 -0.1 —
[illegible] 102.5 -0.3 —
[illegible] 92.0 -0.2 —
[illegible] 138.9 -0.1 —
[illegible] 36.9 -0.1 —
[illegible] 40.0 -0.4 —
[illegible] 67.9 -0.1 —
[illegible] 56.0 — —
[illegible] 53.4 — —
[illegible] 210.9 +0.1 —
Broker Funds
[illegible] 72.4 76.3 +0.4 —
[illegible] 82.6 86.9 +0.3 —
[illegible] 84.6 89.2 -0.1 —
[illegible] 156.2 +1.7 —
[illegible] 105.6 — —
[illegible] 53.0 — —
[illegible] 94.7 +0.6 —
[illegible] 117.7 +0.3 —
[illegible] 100.1 +0.3 —
[illegible] 155.5 +0.6 —
Individual Pension Funds
UK Equity Acc 222.1 234.3 +0.3 —
[illegible] 169.8 179.2 +0.3 —
[illegible] 225.2 237.6 -0.5 —
UK Managed Acc. 172.6 182.0 +0.3 —
[illegible] 183.6 193.6 — —
[illegible] 124.3 131.1 — —
Special Market Acc. 238.8 252.5 +0.7 —
Japan Equity Acc. 244.2 257.7 -1.9 —
[illegible] 140.7 148.5 — —
[illegible] 179.6 189.5 -0.4 —
[illegible] 174.3 183.6 -1.8 —
[illegible] 105.8 111.7 -0.1 —
[illegible] 119.2 125.8 -0.4 —
[illegible] 117.5 124.0 — —
[illegible] 37.6 39.7 — —
[illegible] 40.5 42.8 -0.6 —
[illegible] 74.4 78.5 — —
[illegible] 51.8 54.7 -0.1 —
[illegible] 55.6 58.6 -0.1 —
Group Pension Funds
[illegible] 784.7 809.0 +8.7 —
[illegible] 501.1 516.6 — —
[illegible] 126.2 128.7 +0.6 —

**Provident Life Assoc Ltd**
[illegible] Way, Basingstoke RG21 2SZ 0256 470707
[illegible] 1030.4 1051.9 +2.0 —
[illegible] 239.6 251.6 +1.0 —
[illegible] 159.0 167.0 -0.6 —
[illegible] 150.9 158.4 — —
[illegible] 214.7 225.4 — —
[illegible] 137.8 144.7 -0.1 —
[illegible] 136.8 143.6 — —
[illegible] 244.1 256.3 +0.6 —
Gold Premium
[illegible] 118.6 +0.3 —
[illegible] 122.6 +0.6 —
[illegible] 129.7 +0.1 —
[illegible] 122.3 -0.5 —
[illegible] 130.6 — —
[illegible] 113.1 -0.1 —
[illegible] 110.9 +0.1 —
[illegible] 109.6 +0.1 —
[illegible] 118.2 +0.1 —
[illegible] 110.8 -0.2 —

**Provident Mutual Life Assc. Assn.**
[illegible] Rd, Hitchin, Herts SG4 0LP 0438 739000
[illegible] 324.9 342.0 -0.3 —
[illegible] 261.1 274.8 -0.3 —
[illegible] 357.6 421.7 +0.1 —
[illegible] 362.7 381.7 +0.2 —
[illegible] 137.7 144.9 +0.4 —
[illegible] 115.5 121.6 +0.3 —
[illegible] 293.7 314.6 -0.3 —
[illegible] 240.3 252.7 -2.8 —
[illegible] 204.3 215.1 — —
[illegible] 162.7 177.7 — —
[illegible] 176.7 186.0 +1.4 —
[illegible] 142.0 149.5 +1.2 —
[illegible] 144.9 151.8 — —
[illegible] 115.7 121.8 — —
Pension Funds
[illegible] 399.9 420.9 -0.5 —
[illegible] 321.3 338.2 -0.4 —
[illegible] 535.1 616.9 +0.2 —
[illegible] 470.9 495.7 +0.1 —
[illegible] 150.0 157.9 +0.4 —
[illegible] 125.9 132.5 +0.3 —
[illegible] 345.5 363.7 -0.4 —
[illegible] 277.6 292.2 -3.8 —
[illegible] 247.1 260.1 — —
[illegible] 198.6 209.1 +0.2 —
[illegible] 205.4 216.2 +1.4 —
[illegible] 165.1 173.8 +1.2 —
[illegible] 186.3 196.1 +0.1 —
[illegible] 149.7 157.6 +0.1 —

**Prudential Assurance Co**
Holborn Bars, London EC1N 2NH 01-405 9222
Prufund
Managed June 21 241.1 251.2 — —

**Prudential Holborn Life Ltd**
30 Old Burlington St, London W1X 1LB 01-439 3134
Holborn Series I Life Funds
Managed 522.4 549.9 +0.6 —
Equity 1055.7 1111.3 +3.2 —
Fixed Interest 377.4 397.3 +2.9 —
Property 389.1 409.6 +0.0 —
Cash 261.0 274.8 +0.1 —
International 375.9 395.6 -1.7 —
Holborn Series II Life Funds
Managed 512.4 539.4 +0.6 —
Equity 1032.5 1086.9 +3.1 —
International 306.6 328.1 -1.7 —
Fixed Int 367.7 387.1 +2.8 —
Property 379.3 399.3 +0.0 —
Cash 254.7 268.1 +0.1 —
[illegible] 195.9 206.3 -1.7 —
North American 163.3 171.6 -0.6 —
European 164.8 173.5 -0.1 —
Global Balanced Gwth 114.8 120.9 -0.3 —
Global Balanced Safe 115.0 121.1 -0.2 —

**Prudential Holborn Pensions Ltd**
30 Old Burlington St, London W1X 1LB 01-439 3134
Managed 546.2 575.0 +0.3 —
Equity 811.5 854.1 +2.1 —
Global Equity 247.6 260.7 -1.4 —
Fixed Interest 402.5 423.7 +4.4 —
Property 389.8 410.4 +0.1 —
Cash 157.3 165.6 +0.1 —
Index Linked Gilt 194.4 204.7 +2.3 —
Currency 13.26 — —
International Money 206.2 217.1 +0.3 —
North American 77.9 81.9 -0.7 —
Japanese 139.1 146.5 -2.0 —
European 99.4 104.7 -0.3 —
Special Situations 118.6 124.9 -0.3 —

**Prudential Holborn Pensions Ltd—Contd.**
Communications 106.5 112.2 -0.7 —
Smaller Companies 108.9 114.7 -0.0 —
International Small Co 132.2 139.2 -1.1 —

**Prudential Pensions Limited**
Holborn Bars, London EC1N 2NH 01-405 9222
Discretionary June 21 £25.67 £26.19 — —
Equity June 21 £59.91 £76.22 — —
International June 21 £26.33 £27.14 — —
Intl Bond June 21 £12.89 £13.06 — —
Fixed Int June 21 £71.55 £72.51 — —
Index Linked June 21 £60.03 £60.79 — —
Property June 21 £109.83 £116.37 — —
Cash June 21 £[illegible] £[illegible] — —
Pru-Linked Retirement Plan
Managed June 21 382.7 398.7 — —
Cash June 21 196.7 204.9 — —
Prudential Pension Investment Account
Pens Mixed June 27 154.6 164.4 +1.2 —
Pens UK Eq June 27 307.0 331.2 +2.4 —
Pens Intl June 27 188.8 203.4 +2.6 —
Pens Fixed June 27 162.6 172.1 +0.1 —
Pens Index Lk June 27 153.1 161.8 +0.1 —
Pens Cash June 27 128.4 135.3 — —

**Regency Life Assurance Co Ltd**
Regency Hse, Lazars Sq, London E14 9XS 01-538 8800
Aggressive Prtfo Fd 120.0 126.3 -0.1 —
Balanced Prtfo Fd 314.3 330.8 — —
Cautious Prtfo Fd 121.6 127.9 — —
Elde Fund 109.3 115.0 -0.1 —
European Fund 87.1 91.6 — —
Far East Fund 108.8 114.5 -0.9 —
Fixed Interest Fund 239.7 252.3 +0.2 —
International Fund 276.5 291.0 -0.6 —
Money Fund 177.0 186.3 — —
N. American Fd 122.7 129.1 +0.3 —
Property Fund 412.4 434.0 -0.6 —
UK Equity Fd 383.2 403.3 +0.4 —
A I M Brown Dipho Fd 94.1 99.0 — —
Smith Select Inv 112.4 118.3 -0.5 —
Chart Safety First Bd 108.5 114.2 -0.1 —
Exec Master Fd 101.1 106.4 +0.5 —
Hardwick Growth Fd 109.9 115.7 — —
Bentley Hasg Lif Port 102.1 107.5 — —
Millbourne Spec Port 115.8 121.9 — —
Swim Global Fd 112.6 118.5 — —
Hartwick Tst Fd 72.2 76.0 — —
All funds have equivalent pension fund. Series 2 prices above. Others available from Regency Life.

**Reliance Mutual**
Reliance House, Tunbridge Wells, Kent 0892 510033
Deposit Acc Fd 124.2 130.8 — —
Equity Acc Fd 312.6 329.1 -1.0 —
Managed Acc Fd 279.8 294.6 — —
Prop Fd Ist Issue 561.7 — —
Prop Acc Fd (2nd Iss) 174.0 183.2 — —
Unit Trust Mn Fd 116.2 122.3 — —
BL Pension Funds
Deposit Acc 161.4 169.9 — —
Equity Acc 233.2 245.4 — —
Fixed Int Acc 155.9 164.1 — —
Gilt Index Lnk Acc 134.3 141.4 — —
Managed Acc 275.6 290.2 — —

**Royal Heritage Life Assurance Ltd**
20 Clifton St, EC2A 4HX 01-920 0202/0733 262524
Multi Gwth 485.93 — —
Multi Gwth "A" 485.0 510.6 — (u)
Op Prop 430.5 453.2 — (u)
Op Equity 797.1 839.1 — (u)
Op High Yld 344.9 363.1 — (u)
Op Man 606.5 638.5 — (u)
Op Dep 275.3 289.8 — (u) 13.32
Op Bnd 244.6 257.5 — (u)
Op Inc Dist 196.7 207.1 — (u) 7.34
Op Hi Yld 341.0 359.0 — (u)
Op US$ 93.4 98.4 — (u) 7.45
Op Emerging Co 301.6 317.5 — (u)
Pension Funds—Series B & C Acc.
Property 718.9 756.8 — (u)
Equity 1947.6 2050.2 — (u)
Fixed Interest 633.7 667.1 — (u)
Managed 1023.4 1077.3 — (u)
Deposit 520.1 547.5 — (u) 13.18
Gartmore Global 187.8 197.7 — (u)
Gartmore NA 93.9 98.9 — (u)
Gartmore Pacific 220.4 232.0 — (u)
Henderson Acc 191.4 201.5 — (u)
Perpetual Mng 190.0 200.0 — (u)
Framlington Mng 183.8 193.5 — (u)
Gartmore Pen Mngd 186.2 196.0 — (u)
Gartmore Pen Euro 132.7 139.7 — (u)
Brickman Pension Fund 123.7 130.3 — (u)
Suffolk Cap. Pen. Fd 114.7 120.8 — (u)
ISIC Pen SB Ser B 95.0 100.0 — (u)
Pension Funds—Series B
Property 182.0 182.0 — (u)
Equity 129.8 129.8 — (u)
Fixed Interest 155.0 155.0 — (u)
Managed 129.1 129.1 — (u)
Deposit 152.1 152.1 — (u)
Gartmore Global 117.5 117.5 — (u)
Gartmore NA 106.0 106.0 — (u)
Gartmore Pacific 115.2 115.2 — (u)
Henderson Acc 140.9 140.9 — (u)
Perpetual Mng 138.2 138.2 — (u)
Framlington Mng 146.2 146.2 — (u)
Gartmore Pen Mngd 152.4 152.4 — (u)
Gartmore Pen Euro 101.0 101.0 — (u)
Knightsbridge CNS Pen 106.1 106.1 — (u)
Ark Euro Pen 123.2 123.2 — (u)
For Pensions Capital Units please ring ext 417
Baring Funds
Australia 86.8 91.4 — (u)
Eastern 192.1 202.3 — (u)
Equity Income 111.5 117.4 — (u)
European Smllr Cos 139.7 147.1 — (u)
Portfolio 115.7 121.8 — (u)
Japan Growth 157.5 165.8 — (u)
Japan Sunrise 157.1 165.4 — (u)
American Growth 101.0 106.4 — (u)
UK Smaller Cos 140.5 147.9 — (u)
Managed 124.4 131.0 — (u)
MIM Britannia
American Growth 91.9 96.8 — (u)
European Smaller 123.7 130.3 — (u)
International Leisure 111.9 117.8 — (u)
US Income 94.0 99.0 — (u)
US Smlr Co's 136.4 143.6 — (u)
Commodity 86.4 91.0 — (u)
Extra Inc 151.4 159.4 — (u)
Far East 190.0 200.0 — (u)
Fin Secs 169.1 178.0 — (u)
Gold 39.1 41.2 — (u)
Inc Growth 243.1 255.9 — (u)
Intl Growth 166.3 175.1 — (u)
Intl Recovery 240.4 253.1 — (u)
Japan Perf 311.6 328.1 — (u)
Japan Smlr Cos 215.2 226.6 — (u)
Nat High 193.0 203.2 — (u)
Prop Shares 197.6 208.0 — (u)
Smaller Cos 286.3 301.4 — (u)
Univ Energy 70.2 73.9 — (u)
World Tech 137.7 145.0 — (u)
Man Growth 196.7 207.1 — (u)
Gilt 77.3 81.4 — (u)
Hong Kong 68.3 71.9 — (u)
Aust Growth 66.4 69.9 — (u)
European Perf 102.2 107.6 — (u)
Gartmore Funds
American 160.1 168.6 — (u)
Australian 65.7 69.2 — (u)
British 213.0 224.3 — (u)
European 168.4 177.3 — (u)
Extra Inc 196.5 206.9 — (u)
Far East 263.1 277.0 — (u)
Frontier Markets 127.4 134.2 — (u)
Intl Fixed Interest 87.1 91.7 — (u)
Global Strtgy 311.6 328.1 — (u)
Gold Share 58.8 61.9 — (u)
Hedged American 134.6 141.7 — (u)
High Inc 270.0 284.3 — (u)
Hong Kong 91.2 96.1 — (u)
Income 356.3 375.1 — (u)
Intl Resources 146.9 154.7 — (u)
Japan 343.0 361.1 — (u)
UK Select Opps 250.8 264.0 — (u)
UK Smlr Cos 317.0 333.7 — (u)
Man Gth 331.8 349.3 — (u)
Gartmore Funds (formerly Oppenheimer)
Global Inc & Gwth 120.6 127.0 — (u)
Worldwide Recovery 129.1 135.9 — (u)
US Select Opps 92.8 97.7 — (u)
Japan Select Opps 120.5 126.9 — (u)
European Select Opps 123.0 129.5 — (u)
Pacific Growth 119.7 126.0 — (u)
Intl Managed 93.8 98.8 — (u)
Perpetual Funds
International Growth 116.5 122.7 — (u)
Income 116.0 122.2 — (u)
Worldwide Recovery 120.4 126.8 — (u)
American Growth 98.4 103.6 — (u)
Intl Emerging Cos 149.4 157.3 — (u)
European 127.1 133.8 — (u)
Managed 111.6 117.5 — (u)
TSB Funds
American 77.5 102.7 — (u)
European 131.2 138.2 — (u)
Extra Income 131.8 138.8 — (u)
General 111.0 116.9 — (u)
Gilt & Fixed Interest 89.9 94.6 — (u)
Income 121.9 128.4 — (u)
Pacific 159.5 167.9 — (u)
International 122.5 129.0 — (u)
Natural Resources 143.9 151.5 — (u)
Selected Opportunities 132.8 139.8 — (u)
Managed 129.2 136.0 — (u)
Broker Managed
City Capital Bond 145.7 153.4 — —
Birchwood 150.1 158.1 — —
Hardwick Inv. Mngt 101.9 107.3 — —
Sterling Cap Gwth 87.2 91.8 +0.2 —
Compass 54.3 57.2 — —
Abbey Ghent 105.2 110.8 — —
[illegible] 153.9 162.0 — —
Western Counties Mng 135.7 142.9 — —
Fosters International 156.6 164.9 — —
Pickards Lomond 120.0 126.4 — —
[illegible] 178.1 187.5 — —
[illegible] 119.2 125.5 — —
Gas Brewer Fd 99.5 104.8 — —
G & T Smaller Cos Fd 123.8 130.4 — —
Buckingham Mngd Fd 116.7 122.9 — —
J. J. Barrington Lmgd 87.3 91.9 — —
Charles Stanley 373.8 393.5 — —
Ethical Inv 139.6 147.0 — —
Invesiors Income Bd 97.6 102.8 — —

**Royal Life Insurance Ltd**
New Hall Place, Liverpool L69 3HS 051-227 3000
Royal Shield Fd 627.2 663.6 — —
Royal Life (Unit Linked Assurances) Ltd
Managed Fund 257.9 271.4 +0.1 —
Equity Fund 328.4 345.6 +0.2 —
Property Fund 214.1 225.3 -0.3 —
International Fund 328.7 345.9 +0.4 —
Gilt Fund 208.6 219.6 -0.3 —
Money Fund 150.3 158.2 — —
United States Fund 147.9 155.6 +0.2 —
Pacific Basin 219.9 231.4 -0.7 —
Royal Life (Unit Linked Pension Fd) Ltd
Exempt Man Fd Acc 303.0 318.9 -0.7 —
Exempt Equity Fd Acc 585.4 615.2 -2.6 —
Exempt Prop Fd Acc 240.5 253.1 -0.4 —
Exempt Intl Fd Acc 542.6 571.1 -1.2 —
Exempt Gilt Fd Acc 238.1 250.6 +0.6 —
Exempt Money Fd Acc 183.3 192.9 — —

**Royal Liver Assurance**
Royal Liver Building, Liverpool, L3 1HT 051 236 1451
UK Equity 55.4 58.3 — —
Global Equity 45.2 47.6 — —
High Yield 52.2 55.0 — —
Intl Equity 51.7 54.4 — —
Fixed Interest 49.3 51.9 — —
Money 53.7 56.5 — —
Managed 53.4 56.2 — —
Pensions
UK Equity 56.1 59.0 — —
Global Equity 45.9 48.3 — —
High Yield 52.1 54.9 — —
Intl Equity 51.6 54.3 — —
Fixed Interest 52.8 55.6 — —
Money 58.2 61.3 — —
Managed 54.6 57.5 — —

**Save & Prosper Group (z)**
28 Western Rd, Romford RM1 3LB 0708-766966
Bal Inv Fd 542.2 573.3 -0.1 —
Growth Fd 259.6 274.8 — —
Gilt Fd 170.0 179.9 +0.1 —
Global Equity Fd 162.8 172.3 — —
Property Fd 88.3 93.5 — —
Equity Pens Fd 352.8 361.7 +0.4 —
Gilt Pens Fd 80.9 85.6 — —
High Int Pens Fd 81.5 86.3 — —
Global Eq Pens Fd 131.9 147.0 -0.1 —
Man Pens Fd 139.6 138.3 -0.3 —
Prop Pens Fd 96.8 102.3 — —
A.S. Bond Fd 113.7 120.4 +0.5 —
NILS Pens Fund 71.6 75.8 — —
NILS Pens Fund 76.7 81.2 -0.1 —
† Weekly dealings

**Scottish Amicable**
150 St Vincent St, Glasgow 041-248 2323
Equity 440.3 463.5 +2.9 —
Fixed Interest 274.1 289.9 +2.8 —
International 295.2 301.7 -1.8 —
Property 237.0 246.3 +0.1 —
Cash 161.2 169.5 -0.1 —
Index Linked Gilt 132.2 139.2 +0.1 —
Managed 334.8 352.5 +1.3 —
Exempt Eq Int 208.9 222.8 +1.6 —
Do Accum 419.2 441.3 +2.7 —
Exempt Fxd Int Inr 169.9 177.9 +1.9 —
Do Accum 263.7 277.6 +3.3 —
Exempt Intl Inr 208.0 219.0 -1.2 —
Do Accum 324.7 341.8 -1.8 —
Exempt Prop Inr 156.6 164.9 — —
Do Accum 244.4 257.3 +0.1 —
Exempt Cash Inr 127.6 134.3 +0.1 —
Do Accum 198.2 208.7 +0.1 —
Exempt Man Inr 222.6 234.4 +1.1 —
Do Accum 347.5 365.8 +1.3 —
Building Society Fd 113.2 119.2 +0.1 —

**Scottish Equitable Life Assce. Soc.**
28 St Andrew Sq, Edinburgh 031-556 9101
Mixed 172.6 181.7 +0.4 —
UK Equity 160.7 169.2 +2.1 —
International 186.6 196.5 -1.6 —
American 146.8 154.6 -1.6 —
European 182.5 192.2 -0.7 —
Japan 244.6 257.5 -3.1 —
Pacific 223.4 235.2 -3.2 —
Technology 174.0 183.2 -0.7 —
Fixed Interest 121.9 128.4 +2.2 —
Indexed Linked 106.3 111.9 +0.8 —
Foreign Bond/Currency 148.5 156.4 -1.1 —
Cash 122.20 123.65 +0.082 —
Pens Mixed 460.5 484.8 +0.1 —
Pens UK Equity 486.0 511.6 +4.4 —
Pens International 542.3 570.9 -6.5 —
Pens American 144.2 151.8 -2.5 —
Pens European 186.9 196.8 -1.0 —
Pens Japan 277.7 292.6 -4.9 —
Pens Pacific 209.3 220.4 -2.3 —
Pens Fixed Interest 203.7 214.5 +3.3 —
Pens Index Linked 127.9 134.7 +0.1 —
Pens Cash 177.89 187.25 +0.065 —
Pens Property 199.0 209.5 — —
Pens Ethical 114 120 — —
Edinburgh Inv 207.4 218.4 +0.5 —
Baillie Gifford Japan 185.6 195.4 +0.8 —

**Scottish Life Investments**
19 St Andrew Square, Edinburgh 031-225 2211
Property 177.2 186.7 +0.00 —
UK Equity 232.5 244.9 +1.9 —
American 173.1 182.3 -1.3 —
Pacific 230.8 243.1 -3.1 0.00
European 270.3 284.6 -2.7 —
International 198.4 208.9 -2.1 —
Fixed Interest 140.7 148.2 +2.1 —
Index Linked 138.6 146.0 +1.4 —
Deposit 132.5 139.6 +0.00 —
Managed 188.4 198.4 +0.00 —
Worldwide 97.7 102.9 -0.7 —
With Profits Pens 55.2 58.2 -0.1 —
Pens. Property 177.3 207.8 +0.00 —
Pens. UK Equity 266.2 280.3 +2.6 —
Pens. American 188.5 198.5 -1.6 —
Pens. Pacific 260.3 274.1 -3.3 0
Pens. European 313.2 329.8 -3.3 —
Pens International 225.4 237.4 -2.3 —
Pens Fixed Int 168.0 177.0 +2.0 —
Pens. Index Linked 145.6 153.4 +1.6 —
Pens. Deposit 159.7 168.2 +0.1 —
Pens. Managed 215.9 227.4 +0.2 —
Pens Worldwide 98.3 103.6 -0.8 —

**Scottish Mutual Assurance Society**
109 St Vincent St, Glasgow 041-248 6321
Flex End June 13 1179.0 1215.5 — —
Pen Mngd May 31 786.1 810.4 — —

**Scottish Mutual Investments**
109 St Vincent St, Glasgow 041-248 6321
Safety Fund 151.8 159.8 +1.2 —
Growth Fund 168.9 177.8 -0.6 —
Opportunity Fund 170.5 179.5 -0.9 —
Worldwide Venture Fnd 128.8 135.6 -0.9 —
UK Equity Fund 133.1 140.1 -0.7 —
UK Smaller Cos. Fund 219.6 231.2 -0.7 —
European Fund 229.0 241.1 -1.4 —
Far Eastern Fnd 144.0 151.6 -1.8 —
Japanese Fnd 131.4 138.4 -3.0 —
North American Fund 146.3 154.1 -1.7 —
International Fund 192.3 202.5 -3.2 —
Gilts & Fxd Int. Fnd 124.3 130.9 +2.1 —
Index-Linked Fund 122.6 129.1 +1.2 —
Property Fund 126.6 133.3 +0.0 —
Cash Fund 121.5 127.9 +0.0 —
Pens Safety Fnd 165.9 174.7 +1.1 —
Pens Growth Fnd 171.9 181.0 -0.5 —
Pens Opportunity Fnd 176.2 185.5 -0.7 —
Pens W'wide Venture Fnd 132.1 139.1 -0.8 —
Pens UK Equity Fnd 179.6 189.1 -0.7 —
Pens UK Smlr Co's Fnd 209.4 220.5 -0.8 —
Pens European Fnd 200.6 211.2 -1.1 —
Pens Far East Fnd 148.2 156.0 -2.0 —
Pens Japanese Fnd 133.7 140.8 -2.2 —
Pens Nth American Fnd 171.2 180.3 -1.1 —
Pens International Fnd 191.5 201.6 -2.6 —
Pens Gilts/Fxd Int Fnd 132.6 139.6 +2.3 —
Pens Index-linked Fnd 123.5 130.1 +1.4 —
Pens Property Fnd 135.9 143.1 +0.0 —
Pens Cash Fund 133.7 140.8 +0.0 —
Pens Halifax Fnd 138.8 146.2 +0.0 —

**Scottish Provident Institution**
6 St Andrews Sq, Edinburgh 031-556 9181
Mixed 186.3 196.2 +0.7 —
Equity 187.2 197.1 +0.1 —
International 210.7 221.9 +2.6 —
Property 231.3 243.6 — —
Fixed Interest 137.0 144.4 +0.3 —
Index-Linked 121.1 127.6 +0.1 —
Cash 133.2 140.3 — —
Pens. Mixed Init. 177.0 186.4 +6.6 —
Do. Ord 211.1 222.3 +0.8 —
Pens Equity Init. 180.5 190.1 +0.1 —
Do. Ord 262.6 276.6 +0.1 —
Pens. Intl. Init. 196.2 206.8 +2.6 —
Do. Ord 229.3 247.8 +3.1 —
Pens Property Init. 228.7 240.9 +0.1 —
Do. Ord 272.6 287.0 — —
Pens. Fixed Int. Init. 136.8 144.1 +0.2 —
Do. Ord 164.0 172.8 +0.3 —
Pens Index-Ltd. Init. 107.1 112.8 — —
Do. Ord 128.4 135.2 — —
Pens. Cash Init. 125.5 132.2 — —
Do. Ord 163.1 171.8 — —

**Scottish Widows' Group**
PO Box 902, Edinburgh EH16 5BU 031-655 6000
Inv Pol 1 June 23 632.3 — —
Inv Pol 2 June 23 581.1 611.8 — —
Inv Pol 3 June 23 562.5 592.2 — —
Inv Pol Cash June 23 213.3 224.6 — —
Mixed Fund 332.2 342.5 +0.4 —
Equity Fund 388.1 408.7 +0.2 —
Property Fund 223.1 235.1 +0.0 —
International Fund 320.0 336.9 +1.6 —
Fixed Int. Fund 217.2 228.8 +0.1 —
Index Stk. Fd. 134.8 142.0 +0.1 —
Cash Fd 155.9 164.2 +0.0 —
Pens. Mixed Fd. Ord 409.2 430.8 +1.4 —
Pens. Equity Fd. Ord 494.5 520.6 +1.4 —
Pens. Prop. Fd. Ord 272.6 287.0 — —
Pens. Intl. Fd. Ord 395.3 416.4 +1.9 —
Pens. Fxd. Int. Fd. Ord 290.6 306.0 +0.5 —
Pens. Ind. Stk. Fd. Ord 151.8 159.9 +0.1 —
Pen. Cash Fd. Ord 213.7 225.0 +0.0 —
PMI Man 1723.2 1723.2 — —
PMI St Ex 1752.7 1752.7 — —
PM Prop 268.4 268.4 — —
PM Pens Protection 110.3 110.3 — —
PM Cash 226.9 226.9 — —
Ex Unit Acc 748.3 772.7 — —

**Shield Assurance Ltd**
40 Uxbridge Rd, W5 2BS 01-567 0760
Shield Life Mngd 116.4 122.7 -0.4 —
Shield Pensions Mngd 123.5 130.2 -0.5 —
Shield Secure 101.0 106.5 +0.1 —
Shield Secure Pens 104.9 110.2 +0.3 —
Shield Brunel 115.5 121.8 — —
Shield Brunel Pens 119.8 126.3 — —

**Skandia Life Assurance Co Ltd (z)**
Frobisher Hse, Nelson Gte, Southampton 0703 334411
Skandia Life Funds
Managed Fd 269.9 284.1 +1.0 —
Equity Fd 320.3 337.1 +0.8 —
International Fd 264.5 278.4 +1.7 —
Gilt Plus Fd 199.2 209.6 +0.3 —
Property Fd 205.4 216.2 — —
Deposit Fd 185.8 195.5 — —
North American Fd 140.7 148.1 +1.8 —
North European Fd 236.3 248.7 +1.0 —
Int. Recovery Fd 181.4 190.9 +1.8 —
Pacific Fd 201.4 211.9 +0.6 —
Amer Index Monitor 110.2 116.0 +1.9 —
Euro Index Monitor 104.1 109.5 +1.7 —
Intl Index Monitor 103.4 108.8 +0.8 —
Japan Index Monitor 97.8 102.9 — —
UK Index Monitor 100.3 105.5 +0.5 —
Skandia Baring Funds
Eastern 108.5 114.2 +0.4 —
Equity Income 97.6 102.7 +0.3 —
European Smllr Co's 114.0 119.9 +0.3 —
Global Growth 109.0 114.7 +0.3 —
Growth & Income 101.4 106.7 +0.2 —
Japan Growth 106.3 111.8 -0.3 —
Japan Sunrise 105.4 110.9 -0.3 —
European Growth 114.0 119.9 +0.5 —
American Growth 114.1 120.1 +1.4 —
UK Smaller Companies 102.6 108.0 +0.2 —
Managed 103.0 108.4 +0.2 —
Skandia Fidelity Funds
American 122.8 129.2 +1.7 —
American Equity Inc. 108.5 114.2 +1.5 —
American Special Sits. 116.3 122.4 +0.1 —
Australia 77.7 81.7 — —
Eastern Opps. 114.5 120.5 +0.3 —
European 208.1 219.0 +0.1 —
European Income 105.4 110.9 +0.1 —
Famous Names 81.5 85.7 — —
Far East Income 132.2 139.2 -0.1 —
Gilt & Fxd Interest 102.5 107.8 +0.3 —
Global Convertible 102.6 108.0 +0.2 —
Growth & Income 128.4 135.1 — —
Income Plus 139.6 146.9 +0.2 —
International Bond 119.3 125.6 +0.1 —
Japan 148.6 156.4 — —
Japan Special Sits. 133.4 140.4 — —
Managed International 107.0 112.6 -0.2 —
Recovery 129.2 136.0 +0.1 —
South East Asia 155.3 163.4 +0.2 —
Special Sits 174.2 183.4 +0.4 —
Managed 139.3 146.6 +0.2 —
Skandia Framlington Funds
American Smllr Co's 105.8 111.3 +0.4 —
American Turnaround 107.9 113.5 +0.8 —
Capital 227.6 239.5 +0.4 —
Convertible 177.6 186.9 +0.4 —
European 148.6 156.4 +0.2 —
Extra Income 287.5 302.7 +0.4 —
Financial 102.2 107.5 +0.4 —
Income & Growth 240.3 252.9 +0.3 —
Intl Growth 108.5 114.2 -0.2 —
Japan and General 214.9 226.2 -0.2 —
Recovery 261.2 274.9 -0.5 —
Smaller Companies 123.0 129.4 -0.3 —
Managed 170.0 178.9 +0.4 —
Skandia Gartmore Funds
American 123.5 128.9 +1.3 —
American Sel Opps 93.5 98.4 +0.6 —
Hedged American 148.6 156.4 +0.6 —
Australian 58.3 61.4 -0.1 —
British 184.2 193.9 +0.3 —
European 149.0 156.8 +0.3 —
European Sel Opps 114.3 120.3 +0.5 —
Extra Income 197.9 208.3 +0.4 —
Far Eastern 131.4 138.3 -0.4 —
Preference Share 111.8 117.7 +0.4 —
Frontier Markets 125.4 132.0 -0.4 —
Global 96.3 101.4 +0.4 —
Global Inc & Gwth 121.4 127.8 +0.2 —
Gold Share 77.3 81.4 -0.3 —
High Income 132.8 139.8 +0.4 —
Hong Kong 100.8 106.1 -0.2 —
Income 216.9 228.3 +0.4 —
Intl Fixed Interest 114.4 120.4 +0.1 —
Intl Resources 154.2 162.3 -0.1 —
Intl Sel Opps 93.1 98.0 — —
Japan 193.3 203.5 -0.4 —
Japan Sel Opps 127.5 134.2 -0.1 —
Pacific Growth 113.1 119.1 -0.3 —
Practical Inv 103.1 108.5 +0.3 —
UK Sel Opps 157.7 166.0 +0.4 —
UK Small Companies 121.8 128.2 +0.1 —
Worldwide Recovery 121.6 128.0 +0.1 —
Managed 129.5 136.3 +0.5 —
Skandia Henderson Funds
Special Situations 198.1 208.5 +0.7 —
Recovery 187.4 197.3 +0.2 —
Best of British 113.2 119.2 +0.5 —
Capital Growth 169.3 178.2 +0.4 —
Income and Assets 202.2 212.8 +0.3 —
Income and Growth 233.0 245.2 +0.4 —
High Income 226.0 237.8 +0.4 —
Extra Income 113.9 119.9 +0.4 —
Smaller Co. Divids 190.3 200.3 +0.4 —
Preference and Gilt 121.6 128.0 +0.4 —
Gilt Trust 97.3 102.4 +0.1 —
Fixed Interest 110.5 116.3 +0.1 —
Financial 195.7 206.0 +0.6 —
Global Resources Tst 72.8 76.6 — —
Global Hedge 165.0 173.7 +0.0 —
Global Inc & Growth 146.1 153.7 — —
Global Technology 120.0 126.3 -0.1 —
Best of the World Fd 111.6 117.4 — —
International 157.1 165.3 +1.5 —
Australian 114.6 120.6 +1.4 —
European Income 116.0 122.1 +0.4 —
European 216.0 227.3 +0.4 —
European Sm. Cos. 192.5 202.7 +1.0 —
Hong Kong 110.3 116.1 +1.4 —
Japan Trust 226.2 238.1 +0.3 —
Japan Special Sits 174.0 183.1 +0.3 —
Pacific Smaller Co 205.5 216.3 +0.4 —
Singapore and Malays 135.0 142.1 +0.3 —
Spirit of the East 195.6 205.9 +0.4 —
North American 121.1 127.5 +0.4 —
American Smaller Co 106.2 111.7 +0.2 —
American Recovery 135.2 142.3 -0.7 —
Prime Resources 95.0 99.9 — —
Managed 178.2 187.6 +0.9 —
Skandia Kleinwort Benson Funds
European 114.4 120.4 — —
European Special 127.7 134.6 +0.6 —
Extra Income 94.8 100.0 — —
Fund of Inv Tsts 109.3 115.1 +0.3 —
General 110.3 116.1 +0.4 —
Gilt Yield 96.3 101.4 +0.1 —
Global Income 97.6 102.7 +0.4 —
High Yield 108.0 113.7 +0.3 —
Japan 116.7 122.8 +0.1 —
Japanese Special 108.1 113.8 -0.6 —
North American 119.8 126.1 -0.1 —
Pacific 120.2 126.5 -0.2 —
Smaller Companies 113.4 119.3 +0.3 —
Smaller Cos Dividend 96.7 101.7 +0.2 —
UK Equity Growth 107.5 113.2 -0.1 —
Managed 108.9 114.5 -0.1 —
Skandia MIM Britannia Funds
Growth Gilt 121.8 128.2 +0.1 —
Intl Recovery 170.4 179.3 -0.1 —
Great Britain Co's 96.2 101.2 -0.1 —
Smaller Companies 186.7 196.5 -0.1 —

**Skandia Life Assurance Co Ltd—Contd.**
Special Features 153.3 — —
UK Income 234.5 246.8 -0.1 —
Extra Income 196.7 237.0 +0.1 —
Income and Growth 215.2 226.4 -0.3 —
Gilt 121.1 127.4 +0.2 —
Pref Shares 165.1 174.8 -0.1 —
Commodity Shares 98.9 104.1 +0.1 —
Fixed Int Securities 129.3 136.1 +0.1 —
Gold 62.2 65.4 +0.4 —
Intl Leisure Mkts 180.9 190.4 +1.1 —
Global Income 128.2 134.9 +0.3 —
Property Shares 188.7 198.6 +0.6 —
Universal Energy 92.1 96.9 +0.6 —
World Technology 90.8 95.5 +0.6 —
American Growth 144.4 151.9 +1.2 —
US Income 112.9 118.8 +0.9 —
US Smlr Co's 190.4 195.6 +0.4 —
Australian Growth 65.4 68.9 +0.3 —
Europe Perf 122.7 129.2 +0.4 —
European Sm Cos 152.6 160.5 +0.7 —
Far East 114.0 120.0 +0.4 —
French Growth 97.5 102.6 +0.4 —
Hong Kong Perf 105.8 111.3 +2.0 —
International Growth 155.2 163.3 +0.5 —
Japan Performance 247.9 260.9 +0.3 —
Japan Small Cos 205.8 216.6 -0.4 —
Singapore Acc 89.9 93.5 -0.4 —
SE Asia Growth 99.2 104.4 +0.8 —
UK Growth 146.7 154.4 — —
Managed 141.3 148.7 +0.4 —
Skandia Murray Johnstone Funds
American Income 105.4 110.9 +1.9 —
Extra Income 95.9 100.9 +0.4 —
European 114.5 120.5 +0.5 —
Far Eastern 95.6 100.6 +0.6 —
Cyrus Leo 154.4 162.6 +0.8 —
Smaller Companies 94.1 99.0 -0.1 —
Managed 99.2 104.3 +0.8 —
Skandia Perpetual Funds
American Growth 118.0 124.2 +2.1 —
European Growth 123.3 129.7 +1.0 —
Far East Growth 114.1 120.1 +0.9 —
High Income 115.6 121.6 -0.1 —
Income 126.8 133.4 -0.1 —
Intl Emerging Cos 103.1 108.5 +1.4 —
Int Growth 118.9 125.1 +1.1 —
UK Growth 90.3 95.0 -0.4 —
Worldwide Recovery 116.0 122.1 +1.6 —
Managed 125.8 132.4 +1.1 —
Skandia Royal Trust Funds
Capital Growth 164.7 173.3 -0.3 —
Pacific Basin 156.8 165.0 -0.5 —
Fin. & Prop Share 152.8 160.8 -0.2 —
International 133.9 140.9 +1.0 —
Fixed & Convertible 148.5 156.3 +0.3 —
Growth & Income 226.3 238.1 +0.7 —
High Yield 225.1 237.0 +0.5 —
Preference Share 219.6 231.1 +0.1 —
Smaller Companies 148.1 155.8 +0.4 —
World Growth 114.3 120.3 +0.1 —
Prestige Euro Prtfolio 96.9 101.9 +0.1 —
Prestige Jap Prtfolio 93.2 98.1 +0.1 —
Prestige UK Prtfolio 96.3 101.3 +0.5 —
Prestige US Prtfolio 95.8 100.8 +2.5 —
Managed 176.4 185.6 +1.2 —
Skandia TSB Funds
TSB American 129.1 135.8 +1.9 —
TSB British Growth 96.3 101.3 +0.5 —
TSB European 126.3 132.9 -0.3 —
TSB Extra Income 215.7 227.0 +0.2 —
TSB General 156.1 164.3 +0.9 —
TSB Premier Income 123.5 130.0 +0.4 —
TSB Income 217.8 229.2 +0.6 —
TSB Nat Resources 120.9 127.2 +0.4 —
TSB Pacific 204.1 214.8 +0.4 —
TSB International 150.2 158.1 +0.9 —
TSB Selected Opp 213.9 225.0 +0.6 —
TSB Smaller Cos 123.3 129.7 -1.3 —
TSB Managed 151.0 158.9 +0.7 —
Skandia Windsor Funds
British Winners 96.4 101.4 — —
European Growth 100.3 105.5 -0.3 —
Hong Kong 24.4 25.6 -0.9 —
Income 125.6 132.0 +0.4 —
Intl Income 96.4 101.4 +0.4 —
Japan Growth 99.2 104.4 +0.1 —
Japan Smlr Cos 98.8 103.9 +0.2 —
Pacific Performance 95.3 100.3 +0.1 —
Singapore & Malaysia 95.6 100.6 -1.6 —
Managed 96.2 101.2 +0.2 —
Skandia Pension Managed Funds
Managed 388.9 409.3 +1.8 —
Baring Managed 106.5 112.1 +0.4 —
Fidelity Managed 126.9 133.5 +0.5 —
Framlington Managed 249.1 262.2 +0.7 —
Gartmore Managed 247.2 260.2 +0.7 —
Henderson Managed 224.5 236.4 +1.3 —
Kleinwort Benson Mngd 113.3 119.2 +0.7 —
MIM Britannia Managed 183.6 193.2 +0.4 —
Murray Johnstone Mngd 100.3 105.5 +1.6 —
Perpetual Managed 138.9 146.2 +1.6 —
Royal Trust Managed 192.1 202.2 +0.9 —
TSB Managed 192.3 199.9 +1.0 —
Windsor Managed 96.4 101.6 +0.4 —
Guaranteed Inv 1993 66.4 69.8 — 9.37
Amer Index Monitor 114.1 120.1 +2.4 —
Euro Index Monitor 106.2 111.7 +0.9 —
Intl Index Monitor 105.3 110.8 -1.0 —
Japan Index Monitor 97.9 103.0 +0.3 —
UK Index Monitor 101.3 106.6 +0.7 —
All funds have equivalent pension funds. Unit prices are available from Skandia Life

**Standard Life Assurance Company**
3 George St, Edinburgh EH2 2XZ 031-225 2552
Managed 456.6 480.7 +0.9 —
Equity 630.3 663.5 +3.1 —
Fixed Interest 250.3 263.5 +5.1 —
Index Linked 140.4 147.8 +0.9 —
International 435.7 458.7 -5.6 —
North American 96.90 101.9 -1.5 —
Far East 133.8 140.9 -2.1 —
European 109.2 115.0 -1.1 —
Property 245.3 258.3 — —
Cash 197.5 196.0 — —
Pension Managed 604.7 636.6 +1.3 —
Pension Stock Exchange 134.7 141.8 +0.3 —
Pension Equity 854.1 899.1 +4.3 —
Pension Fxd Int 302.9 318.9 +6.3 —
Pension Index-Linked 185.1 194.9 +1.2 —
Pension International 568.8 630.4 -8.8 —
Pension Property 349.0 368.5 — —
Pension Cash 227.5 239.5 — —
Pension Nth American 118.2 124.4 -1.7 —
Pension Far East 112.3 118.3 -2.0 —
Pension European 127.4 134.2 -1.2 —

**Sun Alliance Insurance Group**
Sun Alliance House, Horsham 0403 64141
Life Funds
Managed Fund 456.3 480.4 -0.3 —
Equity Fund 811.5 854.2 -0.5 —
Fixed Interest Fund 282.4 297.3 +1.5 —
Index Linked Fund 209.3 220.4 +0.7 —
Property Fund 406.4 427.8 +0.1 —
International Fd 434.1 457.0 -2.4 —
North America Fund 138.2 145.5 -0.7 —
Far East Fund 211.6 222.8 -1.9 —
Deposit Fund 206.2 217.1 — —
Worldwide Bond 112.2 118.2 -0.1 —
Worldwide Financial 91.60 96.50 -0.20 —
Worldwide Technology 92.80 97.70 -0.6 —
European 109.0 114.8 — —
Equity Income 109.3 115.1 — —
Intl Bond 156.1 164.4 — —
£57.52 +1.90
Pension Funds
Managed 332.0 349.5 +0.3 —
Equity 388.0 408.5 +1.0 —
Fixed Interest 279.9 294.7 +1.7 —
Index Linked 254.6 268.0 +0.8 —
Property 246.8 259.8 — —
International 398.8 419.8 -2.6 —
Deposit 229.4 241.5 +0.1 —
Building Society 122.6 129.1 — —
Worldwide Bond 112.5 118.5 -0.2 —
Equity Income 119.2 125.5 +0.1 —
Fram Intl Growth 99.50 104.80 -0.3 —
Fram America Scale Gd 98.10 103.3 -0.2 —
Fram Japan & General 141.7 149.2 +0.3 —
Fram Europe 154.3 162.4 +0.6 —
Fram America Turnaround 105.5 111.1 -0.4 —
Fram Recovery Tst 163.6 172.2 -0.6 —
Fram Special Managed 129.5 136.4 -0.3 —
GT Income 136.1 143.3 -0.5 —
GT US & General 99.20 104.5 -0.6 —
GT Amer Smlr Sits 102.7 108.2 -0.2 —
GT Japan & General 102.2 107.6 -0.4 —
GT Far East & Gen 122.0 128.5 -0.4 —
GT UK Capital 151.3 159.3 +0.1 —
GT European 112.3 118.3 -0.3 —
GT Special Sits 119.6 125.9 -0.4 —

**Sun Life of Canada (UK) Ltd**
Basing View, Basingstoke, RG21 2DZ 0256 841414
Maple Leaf Plans
Managed Growth 1028.7 — —
Managed Account 553.3 +4.7 —
Equity Account 772.1 +12.6 —
Managed Fd. Accum 261.3 275.1 +2.4 —
Equity Fd. Accum 346.9 365.2 +6.0 —
Property Fd. Accum 234.3 246.6 +0.2 —
Fixed Int Fd. Accum 184.6 194.4 -0.8 —
Index-Link Fd. Accum 110.7 116.5 +0.2 —
Money Fd. Accum 153.4 161.5 +1.7 —
Intl Fd Accum 144.4 152.0 +0.2 —
Personal Plans
Pers. Pens. Accum 1126.9 — —
Pers. Mgd Acc Fd Accum 524.3 551.9 — —
Pers. Equity Fd Acc 224.3 236.1 — —
Pers. Property Fd Acc 213.7 225.0 — —
Pers. Fixed Int Fd Acc 152.0 161.2 — —
Pers. Int Fd Acc 150.8 158.8 — —
Pers. Money Fd Acc 145.1 152.8 — —
Pers. Index-link Fd Acc 129.9 136.7 — —
Pers. Gtd. Fd Acc 145.6 153.3 — —
[illegible] 117.9 124.1 — —
[illegible] 120.6 127.0 — —
[illegible] 141.3 148.8 — —
[illegible] 126.0 132.6 — —
[illegible] 119.2 125.5 — —
[illegible] 125.9 132.5 — —
[illegible] 119.9 126.2 — —

**Sun Life Unit Assurance Ltd**
St James Barton, Bristol BS99 7SL 0272 426911
Managed Acc 562.3 592.0 +5.8 —
Property Acc 346.3 364.5 +0.1 —
Equity Acc 200.6 211.1 +0.3 —
Fixed Interest Acc 339.3 357.2 +1.6 —
Index-Linked Acc 129.9 136.8 +1.4 —
Cash Acc 241.4 254.1 +0.1 —
American Equity Acc 146.7 154.5 +2.6 —
U.S. Bonds Acc 121.6 128.0 — —
Japan Acc 321.6 338.6 +0.1 —
Pacific Acc 143.5 151.1 +3.1 —
Far Eastern Acc 326.6 343.8 +4.3 —
International Acc 184.5 194.2 +1.8 —
U.S. Dollar Acc 115.6 121.7 — —
Yen Acc 114.2 120.3 -0.7 —
European Currency Acc 130.6 137.5 -2.1 —
[illegible] 122.9 129.4 -0.4 —
European 126.5 133.2 +0.7 7.43
American Bond 98.7 -0.5 —
Sun Life Pensions Management Ltd
[illegible] 327.3 344.6 +6.0 —
[illegible] 355.6 374.3 +0.2 —
[illegible] 1023.3 1077.2 +10.6 —
[illegible] 357.6 376.4 +4.0 —
[illegible] 276.0 290.5 +1.5 —
[illegible] 184.6 194.3 +0.2 —
[illegible] 256.2 269.7 +0.3 —
[illegible] 238.3 250.8 +0.1 —
[illegible] 198.5 208.9 +1.5 —
[illegible] 368.9 388.3 +0.2 —
[illegible] 159.3 167.7 +4.5 —
[illegible] 191.0 201.0 +0.3 —
[illegible] 119.4 125.7 +2.6 —
[illegible] 121.5 127.9 -0.5 —
[illegible] 130.8 137.7 -0.5 —
[illegible] 121.3 127.7 -0.8 —
Pens. Euro Sec 136.5 143.7 — —

**Swiss Life Pensions Ltd**
99-101 London Rd, Sevenoaks 0732 450161
Equity 362.37 381.44 — —
Fixed Int 185.28 195.03 — —
Index Linked 134.98 142.09 — —
Property 341.23 359.19 — —
Cash 187.53 197.40 — —
Managed 271.01 285.27 — —
International 187.43 197.29 — —
Next sub day June 28

**TSB Life Ltd**
Charlton Pl, Andover, Hants, SP10 1PE 0264 56789
Managed Fund 189.2 199.2 +0.1 —
Property Fund 160.1 168.6 — —
Fixed Int Fund 144.3 151.9 +0.8 —
Money Fund 159.9 168.3 — —
Equity Fund 249.6 262.7 -0.2 —
Int'l Managed Fund 146.8 154.6 — —
Managed Intl Fund 124.4 131.0 — —
TSB Pension Ltd
Managed Pension 650.6 684.8 -1.2 —
Deposit Pension 249.0 262.1 -0.1 —

**Target Life Assurance Co Ltd**
Target House, Gatehouse Road, Aylesbury, Bucks Aylesbury (0296) 394000
Managed 458.3 482.5 +1.8 —
Property 335.6 353.3 — —
Fixed Int 215.3 226.7 +2.5 —
UK Equity 536.6 573.2 +4.0 —
Int Equity 300.3 316.2 -1.2 —
Deposit 178.4 187.8 — —
Retirement Property 344.3 362.5 +1.6 —
American Select 325.5 342.7 -1.0 —
American Inc 359.8 378.7 -0.1 —
Pacific 126.6 133.3 -1.3 —
Australian 17.1 18.0 -0.4 —
Commodity 415.9 437.8 -5.0 —
Energy 115.3 121.3 -1.4 —
Gold 73.1 77.0 — —
Financial 219.0 230.5 +0.7 —
Income 276.6 291.1 +3.4 —
Special Situations 236.2 248.6 +2.2 —
Consumer Ste 209.4 220.4 +0.4 —
Preference 200.3 210.9 +0.5 —
International Bond 87.3 91.6 +0.1 —
European Spec Sits 159.4 167.8 -0.6 —
Sterling 8.9 — —
Residential Property 91.2 96.0 — —

**Target Life Assurance Co Ltd—Contd.**
Pension Funds
Managed Pension 1492.4 1571.0 -13.2 —
Gilt Pens 432.8 455.6 +5.3 —
Property Pens 1003.4 1056.3 -4.1 —
Equity Pens 614.5 644.0 -2.9 —
Index-L Plan 157.3 165.6 -0.3 —
Gear Pen 334.7 352.4 +0.1 —
Leicester Recreation 215.0 226.4 — —
Deposit Pension 108.5 114.3 +0.1 —
Alpha Funds
UK Alpha 154.5 — —
US Alpha 70.8 — —
Gilt Alpha 53.0 — —
Gold Alpha 57.5 — —
Japan Alpha 57.4 — —
US Dollar Alpha 62.9 — —
Yen Alpha 53.7 — —
D-Mark Alpha 54.7 — —
European Alpha 58.1 — —
Alpha Pension Funds
UK Alpha 160.3 — —
US Alpha 75.6 — —
Gilt Alpha 53.0 — —
Gold Alpha 57.9 — —
Japan Alpha 59.7 — —
US Dollar Alpha 63.1 — —
Yen Alpha 53.9 — —
DM Alpha 55.2 — —
European Alpha 58.4 — —
Prices quoted are for Accumulation units

**Teachers' Assurance Company Ltd**
12 Christchurch Rd, B'mouth BH1 3LW 0202 291111
Managed Fund 226.9 238.8 — —
Gilt & Fixed Int Fd 148.3 156.1 — —
Cash Fund 140.6 148.0 — —
Pensions Managed 106.3 111.9 +0.6 —
Pensions Cash 109.0 114.7 +0.2 —

**Tunbridge Wells Equitable**
Abbey Court, Tunbridge Wells 0892 515353
Assurances
Capital & Income 316.00 334.00 — —
C&I Regular 57.80 60.80 — —
C&I Exempt 60.90 64.10 — —
Prize Plan Exempt 159.10 — —
Do Taxable 133.60 — —
Bestree Bond Exempt 58.90 — —
Do. Standard 54.10 — —
Dominion Growth Exempt 40.90 — —
Dominion Growth 67.00 — —
Kinnaven Funds
Life Assurance 595.80 614.30 — —
Savings Harrow 261.60 269.70 — —
Savings Wide 583.80 601.80 — —
Pensions
Managed Initial 87.60 92.2 — —
Do Ordinary 100.9 106.2 — —
Deposit Initial 100.6 105.90 — —
Do Ordinary 115.9 122.0 — —

**UK Life Assurance Co Ltd**
Worthing Rd, Horsham, RH12 1SL 0403 40033
Managed 108.8 114.5 — —
Property 151.8 159.8 — —
Equity 149.5 157.4 — —
International 95.9 100.9 — —
Fixed Interest 110.3 116.1 — —
Deposit 113.3 119.3 — —
Langham 'A' Plan 115.7 121.7 — —
Langham Prop Bond 659.1 693.7 — —
Langham Wrld Managed 175.7 184.9 — —
Pension Funds
Managed Capital 93.9 98.9 — —
Managed Accum 112.3 118.2 — —
Property Capital 146.9 154.6 — —
Equity Capital 131.4 138.3 — —
Intl Capital 80.0 84.2 — —
Fxd Int Capital 99.0 104.2 — —
Deposit Capital 105.7 111.3 — —
Langham Harvest 298.0 313.6 — —

**Wesleyan & General Assurance Soc**
Colmore Circus, Birmingham B4 6AR 021-200 3003
Managed Fd 207.5 218.0 — —
Pens Managed Fd 117.2 123.2 — —

**Windsor Life Assur Co Ltd**
Windsor House, Telford, Shropshire 0952 292929
Accum. Pen. Units 601.2 632.8 — —
American 261.9 275.7 — —
Deposit 193.4 203.5 — —
Far East Fd 262.8 276.6 — —
Gilt 236.3 248.8 — —
Ground Rent & Gilt I 213.9 225.0 — —
Grnd Rent & Gilt II Life 97.5 102.8 — —
Grnd Rent & Gilt II Pen 99.0 104.2 — —
High Inc. Equity 318.3 335.0 — —
High Inc. Fixed Int. 123.6 130.1 — —
Hedge Fund 355.1 373.8 — —
Index-Linked Gilt 142.7 150.2 — —
Initial Pen Units 383.7 403.9 — —
Investor Units 289.7 305.0 — —
Kiwi Key (Managed) 608.9 627.7 — —
N Amer Fund 210.6 221.7 — —
Open Plan Mngd Fd 273.0 287.5 — —
Pacific 624.8 657.7 — —
Property 222.8 234.6 — —
Retail & Res'ry Life 148.2 148.2 — —
Retail & Rsrg Pn Uts 162.5 162.5 — —
Takeover Fund 488.8 514.5 — —
UK Equity 319.6 336.3 — —
Former Cornhill Life unit Prices Telephone 0952 290530

**Zurich Life Assurance Co Ltd**
11 Guildhall Walk, Portsmouth PO1 2LR 0705 822200
UK Managed 107.3 113.2 +0.2 —
International 111.9 117.8 -0.4 —
Swiss 115.5 121.5 -0.9 —
UK Equity 111.0 116.8 — —
UK Gilt & Fixed Inc 96.1 101.2 +0.9 —
Security 98.8 104.0 — —

## MANAGEMENT SERVICES

**David M. Aaron (Personal Fin. Plnrs.) Ltd**
The Old Town Hall, Toddington, Beds 05255 5282
D. Aaron Mngd Rtl H 163.2 171.8 — —
D. Aaron Mngd Tst Bd 180.4 189.9 — —
D. Aaron Mgd Tarq Pens 93.9 98.9 — —
Opes Con Skan Bond 110.8 116.6 — —
Opes Con Skan Pens 125.5 132.1 — —

**The Analysis Group PLC**
1 Park View, Harrogate, HG1 5LY 0423 523311
Life Managed Funds
APM Managed (SKA) 177.3 186.6 — —
APM Intnl Inv (RH) 138.3 145.6 — —
APM High Yield 99.6 104.9 — —
APM B I & Growth 107.8 107.8 — —
APM Bond Fund (Target) 90.1 94.9 +0.4 —
APM Univ Bd CS & P 49.3 52.2 — —
Pension Managed Funds
APM Exclusive Pen (RH) 151.7 159.7 — —
APM Mngd Pen (SUN) 159.3 167.9 — —
APM Mngd Pen (S&P) 82.8 87.2 +0.2 —
APM Univ Pen (S & P) 59.8 63.3 +0.3 —

**Blackstone Franks Plc**
26-34 Old Street, London EC1 01-250 3300
BF Worldwide Sel 19.42 10.05 +0.12 —
BF Priv Client Port £1.538 1.619 +0.001 —
BF Priv Crt Pen Pt £1.211 1.274 — —

**Bryan Walls & Partners Ltd**
Panton Hse, 25 Haymarket, Ldn, SW1 01-930 8228
Schroder Pen Fd 120.5 126.8 +0.3 —
Target Pen Fd 64.3 67.7 +0.4 —
Target Bond Fd 92.2 97.1 +0.2 —

**Cameron Law & Company Ltd**
148/149 Gt Charles St, Birmingham B3 021 2003132
Moneymaker Mngd 166.9 175.7 +0.2 —
Moneymaker Soc Sits 80.1 84.3 — —
Griffin Fd 165.8 174.6 — —
High Yield Inv Fd 113.8 119.8 — —
Offshore Funds
Managed Intl 111.5 119.9 +2.6 —

**James Campbell & Son Financial Services**
38 Railway Rd, Coleraine Co. Londonderry 0265 44321
Investment Portfolio 136.7 143.9 +0.1 —

**Chase de Vere PLC**
63 Lincoln's Inn Fields, London WC2A 3JX 01-404 5766
Safeguard Fd 96.2 101.3 -0.2 —
United Kingdom Fd 168.6 177.1 -0.2 —
Worldwide Fd 111.3 117.1 +0.6 —

**Clifton Financial Mgmnt Ltd**
27 Berkeley Square, Bristol BS8 0272 225331
Managed Gth Fd 116.7 122.9 — —

**Drummond Moores Plc**
1 Maddox Street, London W1R 0DE 01-439 1061
Priv Man Fd Target Pen 88.0 92.7 — —
MC Prv Fd Skan Pens 180.6 190.1 — —

**First Financial PLC**
9 North Audley St, London W1Y 1WF 01-493 7220
Private Fund Accum Ltd 143.0 150.6 — —

**The Fitzgrade Group**
2nd Flr, 23 Maddox St, London, W1 01-409 3337
Prudent Fund (SKA) 92.7 97.5 — —

**Gartmore Fund Managers Ltd**
Safeguard, underwritten by General Portfolio Life Ass. Admin. 0992 31971, Enq. 01-623 1212
Safeguard Fund 123.3 129.31 +0.1 —

**Hinton Hill (L. & P.) Ltd**
1 The Crescent, Leatherhead, KT22 8DH 0372 377811
HH Balanced Gwth 108.5 114.2 +0.2 —
HH Managed 89.0 93.7 +0.2 —
HH International 96.4 101.5 +0.3 —
HH Actively Managed 113.5 119.4 +0.4 —

**Hurstminster Financial Services (CT) Ltd**
HFS Skandia Mngd Fd 166.6 175.3 +0.4 —
HFS Scot Life Mngd Fd 131.1 138.1 +0.3 —
HFS Sun All Ins Mngd 51.27 1.28 — —
HFS Sun All ex Mgd Cap 51.03 1.11 — —
HFS M & G Mngd Acc 92.7 97.5 -0.2 —
HFS M & G Mngd Cap 60.3 64.0 -0.1 —
HFS General Mngd Fd 130.9 137.9 — —
HFS Roy Int Mgd 103.9 111.8 — —

**Investment Portfolio Services Ltd**
15 Manchester Sq., London W1M 5AE 01-486 0177
IPS Investment Bond Managed Fd
IPS Bond Fd 197.8 — —
IPS Global Gwth Fd 108.7 114.2 — —
IPS Masterfund 122.8 — —
IPS Masterfund II 136.2 — —
Specialate to Acc Port 160.6 169.1 — —

**Johnson Fry Financial Services Ltd**
Dorland Hs 20 Regent St, Ldn SW1Y 4PZ 01-439 0924
J Fry Man M&G Fd 140.2 148.5 +0.3 —
J Fry Man Ins Prfol 92.0 96.9 +0.3 —
J Fry Stan Pn Rollers Fd 91.0 95.8 +0.4 —
J Fry Skandia Prem 92.8 97.6 — —
J Fry Secure 124.5 +0.4 —
J Fry Recovery 96.4 101.4 +0.1 —

**Knight Williams & Company Ltd**
161 New Bond Street, London W1Y 0LA 01-408 1138
Protected Funds
KW Albany 118.1 124.3 — —
KW Albany (uaL) 108.9 114.2 — —
KW Crown 114.4 120.4 -0.2 —
KW CM/Fidelity 130.9 137.8 -0.4 —
KW GRE 112.1 118.0 +1.3 —
KW Henderson 2 104.6 110.2 +0.3 —
KW Henderson 3 102.7 108.2 +0.5 —
KW M&C 131.9 138.6 +0.4 —
KW M&G (cap) 38.4 40.9 -0.1 —
KW Norwich Unsp 101.4 106.7 -0.2 —
KW Prolific (cd) 115.0 121.1 — —
KW Prolific (cap) 110.4 116.3 — —
KW Prolific (cap) 96.4 101.5 — —
KW RBI (Schroder) 122.2 128.6 +0.3 —
KW RBI (Schroder) 3 117.7 123.9 +0.3 —
KW (Schroder) cap 113.2 119.2 +0.4 —
Cautious Funds
KW Albany 2 112.2 118.1 — —
KW Crown 2 113.7 119.7 +0.1 —
KW CM/Fidelity 2 126.2 132.9 — —
KW M&G 2 122.2 128.6 -0.2 —
KW Norwich Union 2 122.5 129.0 -0.1 —
KW Prolific 2 (md) 119.1 125.4 — —
KW Prolific 2 (md) 106.6 112.3 — —
KW RBI (Schroder) 2 109.6 115.3 +0.3 —
Property Funds
KW CM/Fidelity 3 106.4 112.0 — —
KW GRE 2 105.9 111.5 +0.1 —
KW Henderson L 94.8 99.8 — —
*For unavailable made since 3/12/88

**Lamont & Partners Plc**
42 Hereford Street, W1Y 7TF 01-629 4680
Recommended P folio 106.4 +0.4 —
Private Speculative 104.1 +0.4 —
Global Select P folio 102.7 — —
Private Portfolio 111.2 117.0 — —

**M & E Financial Management Plc**
Royal Hse Sovereign St., Leeds 0532 438200
M&E RH Man Fd 145.4 153.1 — —
M&E GRE Man Fd 137.2 144.4 +1.7 —
M&E Eq Law Man Fd 131.9 138.8 +0.6 —
M&E Crown Man Fd 118.7 125.0 +0.3 —
M&E Schroder Man Fd 100.1 105.3 +0.1 —
M&E Skandia Pen Fd 133.2 140.2 +0.4 —
M&E Target Pen Fd 77.6 81.7 -0.2 —
M&E Prov Cap Man Fd 94.8 100.3 +0.3 —

**Marsh Financial Management Ltd**
4-14 Mount Sion, Tunbridge Wells 0892 515616
Marsh (M&G) Fund 150.7 158.9 -0.1 —
Marsh (M&G) Pen Fd 122.2 128.6 — —
Marsh (Target) Fund 107.0 112.7 +0.2 —
Marsh (Target) Pen Fd 66.3 70.2 +0.1 —
Marsh (Schroder) Fund 107.5 113.1 +0.1 —

**Noble Lowndes & Partners Ltd**
PO Box 144, Croydon 01-686 2466
Lowndes I (Gr Mgd) 138.7 146.0 +0.2 —
Lowndes II (Gr Mgd) 121.7 128.1 +0.3 —
Lowndes Gen. Equity 127.9 134.6 +1.1 —

**O'Halloran & Co/Countrywide**
7 Cavell Ct, North St, Peterborough PE1 2RA 0733 44830
Managed Fd 116.7 122.9 +0.1 —

**PBR Fund Management Ltd**
16 Northumberland Avenue, WC2N 5AP 01-839 6676
Flexi-Bond 146.5 153.9 -0.1 —
Fixed Pension Bond 137.5 144.5 +0.1 —
Managed Bond 125.1 +0.6 —
Managed Pension 129.9 +0.7 —

**Roxborough Financial Management Ltd**
123-125 Curtain Road, London EC2A 3BX 01-739 7117
Managed Fd (M) 104.4 +0.2 —
Pension Managed (M) 96.4 +0.3 —
Discretionary Fd (MI) 140.8 +0.4 —
Discretionary Pen Fd (MI) 109.6 +0.5 —
Multi-Trust Fd (SKA) 92.9 97.7 — —
Fortress Pens Fd 115.0 121.0 — —
Overgrow Mngd (SM) 166.5 175.3 +0.6 —
Mutual Master (SM) 114.7 120.8 +0.3 —

**Rutland Insurance Broking & Inv Grp Ltd**
The Northwestern Group
71, London Rd, Peterborough, PE2 9BB 0733 42200
Mngd Scot Mut 115.3 121.4 +0.4 —
Pen Scot Mut 110.8 116.7 +0.3 —
Man-Schroder 117.4 123.5 +0.4 —
Pen Man-Schroder 121.4 127.7 -1.2 —
Man. Target 100.0 105.3 +0.3 —
Pen. Man. Target 57.4 60.3 +0.2 —
Man Scot Equit 98.8 104.0 +0.5 —
Spectrum Safety 100.8 106.1 — —
Do Balanced 106.5 112.1 +0.4 —
Do Adventurous 111.8 117.6 +0.4 —
Burlington Global 122.4 128.8 +0.6 —
Bur. Global Pens 133.5 140.5 +0.8 —
Attlees Investment Services Ltd
2 The Windmills, Turk St, Alton, GU34 1EF 0420 80266
LAS Man Life 141.2 148.7 — —
NEL Brit Marco Polo 131.0 131.0 -0.4 —
NEL Brit Mortality Inc 123.8 130.3 +0.2 —
NM Schroder Man Life 135.0 142.1 — —
NM Schroder Man Pen 159.3 167.6 — —
Scot Eq Man Pen 119.5 125.8 — —

**Sharp (Albert E.) & Co**
12 Newhall Street, Birmingham B3 3ER 021-200 2244
Man-Clerical Mgd 156.1 164.4 -0.1 —
Pens. Man-Schroder 661.3 696.3 -0.4 —

**Siftala Fund Managers Limited**
Siftala House, The Causeway, Bishop's Stortford, Herts. 0279 757696
Siftala Managed Funds
Royal Heritage SOF 99.6 104.9 — —
Royal Heritage GGF 138.3 145.6 — —
Royal Heritage BGF 140.1 147.5 — —
Royal Heritage RIF 97.7 102.9 — —
Target SOF 103.2 108.7 — —
Target GGF 100.3 105.8 — —
Target HIF 99.2 104.5 — —
Target RIF 98.5 103.7 — —

**South Yorks Investment Management**
Heaton Pagnell, Doncaster DN5 7DW 0977 40331
Pens-Man-Schroder 119.8 126.1 — —
Sth Yorks Intl 100.0 100.0 — —
Sth Yorks Inc & Gth 146.7 154.5 — —
Sth Yorks Share P'folio 101.7 107.1 — —

**Tattersall Investment Mngt. Ltd**
Waverley Ct, Wilsell Rd, Lichfield, Staffs. 0543 414848
TIM Mngd Growth Fd 121.6 128.0 — —
Exempt Fd (Accum) 108.0 113.7 +0.7 —

**Towry Law & Co**
57 High St, Windsor, SL4 1LX 0753 868244
Albany Life 105.8 111.3 — —
Clerical & Medical Ltd 123.0 129.5 -0.2 —
Guardian Royal Exch 105.5 111.1 +1.4 —
M & G Ass (Life) 127.3 133.7 -0.2 —
M & G Ass (Pens) 145.8 153.2 — —
N. M. Schroder 99.7 104.9 +0.3 —
N. M. Schroder Pens 104.3 109.7 +0.3 —
Norwich Union Ass Mgt 58.3 61.3 -0.1 —
Royal Life (Ord Ltd Ass) 113.8 119.4 — —
Scot Equitable (Life) 160.9 169.4 +1.1 —
Scot Equitable (Pens) 120.1 126.4 +0.9 —
Scot Mutual (Life) 180.4 189.9 +1.2 —
Scot Mutual (Pens) 165.9 174.3 +1.1 —
Scot Mutual Venture Fd 119.6 125.9 +0.7 —
Prudential Holborn 119.8 126.2 -0.3 —

**University Medical General Ltd.**
29 Gt George St, Bristol BS1 5QT 0272 276954
TIM Fd No 1 (Standard) 111.2 117.0 — —

**J. D. Ward Financial Services Ltd**
9 Kingsway, London, WC2 B6XF. 01-836 4321
Target Mngd Bond 201.6 212.3 +0.3 —
Target Mngd Pension 121.6 128.1 -0.1 —
Albany Life Acc 178.2 187.6 -0.3 —
Albany Pens Acc 222.2 233.8 -1.5 —

**Yorkshire & Lancashire Investment Mgt.**
Westco Twr, West Bar Green, Sheffield 0742 734888
High Int Bd (Pr Cap) 102.1 — —
Growth & Income (RID) 163.0 171.6 — —
Global (M4 Sch) 162.2 170.7 — —
Managed (Target) 96.7 101.8 — —
Ultra (Royal H) 148.8 156.7 — —
Pension Fund (Roy H) 116.1 122.3 — —

## OFFSHORE AND OVERSEAS

### GUERNSEY (SIB RECOGNISED)

Init Chge | Canc Price | Bid Price | Offer Price | + or - | Yield Gr's

**Grefund Invest Managers (Guernsey) Ltd**
PO Box 86, Guernsey CI 0481 26521
Grefund International 5 £2.493 2.493xd 2.673 — 0.59
Do. € equiv 5 £1.591 1.591 1.707 — —

**Guinness Flight Fd Mngrs (Guernsey) Ltd**
PO Box 250, St Peter Port, Guernsey 0481 712176
Guinness Flight International Fund (Daily)
[illegible]

**Hambros Fd Mgrs (CI) Ltd**
PO Box 86, Guernsey 0481 26521
[illegible]

**Henderson Administration (Guernsey)**
PO Box 255, Guernsey 0481 710651
Gilt Fund 5 £9.34 9.34 9.89 — —

**Leopold Joseph Fund Mngmt (Guernsey) Ltd**
PO Box 244, St Peter Port, Guernsey 0481 712771
L J Internat. Fd — 26.69 27.73 — —
L J & S Currency Fund
Sterling £ 18.929 18.930 — —
US Dollar $ 33.654 33.655 — —
Deutschmark DM 64.995 64.996 — —
French Franc FFr 168.19 168.19 — —
Swiss Franc SFr 53.492 53.493 — —
Japanese Yen Y 3113.58 3113.60 — —

**Kleinwort Benson (Guernsey) Fd Mngrs Ltd**
PO Box 44, Guernsey, CI 0481 27111
KB Far East (Crown) [illegible] 20.41 21.44 — —
KB Gilt 13.13 13.13 13.51 -0.02 10.56
KB Int.m.Bd Fd.Inc 5 5.874 5.874 6.182 — 7.04
* Offer prices are inclusive of maximum preliminary charge

**Lazard Fund Mngrs (Channel Islands) Ltd**
PO Box 275, St Peter Port, Guernsey, C.I. 0481 710461
Lazard Select Investment Trust Ltd
Global Active £11.08 11.08 11.32 — —
UK Active £10.38 10.38 10.63 — —
UK Liquid Assets £10.00 10.00 10.05 — —
UK Index £13.40 13.40 13.68 — —
US Index £12.26 12.26 12.71 — —
Japan Index £10.41 10.41 10.74 — —
Europe Index £11.02 11.02 11.44 — —

**Lloyds Intl Money Market Fund Ltd**
Sarnia Hse Le Truchot, St. Peter Port, Guy 0481 24983
Lloyds Bank Fund Managers (Guernsey) Ltd
Australian Dollar A$ 49.230 — 14.71
Deutschmark DM 57.071 — 5.77
ECU Ecu 22.958 — 7.78
French Franc FFr 117.329 — 7.69
Japanese Yen Y 2597.40 — 4.16
New Zealand Dollar NZ$ 54.605 — 12.15
Sterling Class £ 17.073 — 12.79
Swiss Francs SFr 36.754 — 5.00
US Dollar Class $ 30.081 — 8.70
Managed Sterling £ 11.444 — 9.72
Managed US$ $ 18.787 — —
Dealings every Wednesday

**Prolific International Mngmt Ltd**
PO Box 208, St Peter Port, Guernsey 0481 713939
Global Growth 5 £ 11.61 12.22 — —
UK Growth 5 £ 10.59 11.14 — —
UK Com & Bond 5 £ 9.82 10.33 — —
UK Equity Income 5 £ 10.25 10.78 — —

**Rothschild Asset Management (CI) Ltd**
PO Box 242, St Peter Port, Guernsey 0481 713713
[illegible]

**Rothschild Asset Management—Contd.**
OCCFL DM 40.348xd — 5.34
OCCFL ECU 15.184xd — 7.5
OCCFL BFr 808.9xd — —
OCCFL FFr 101.245xd — 7.61
OCCFL HK$ 101.57xd — 8.89
OCCFL Lire 23.423xd — 9.56
OCCFL NZ$ 25.495xd — 11.6
OCCFL S$ 30.199xd — 4.13
OCCFL Pta 2037.04xd — 9.87
OCCFL SKr 101.66xd — 10.28
OCCFL U.S.$ 15.214xd — 8.24
OCCFL Yen 3518.9xd — 3.95
OCCFL Man £ 3 10.462 10.786 — 11.47
Daily Dealings

**Royal Bank of Canada Funds**
RBC Offshore Fund Managers Ltd
PO Box 246, St Peter Port, Guernsey 0481 23021
Intl Capital Fd 5 $47.57 47.57 51.38 (u) —
Far East & Pacific Fd 5 $33.99 33.99 36.86 (u) —
North America Fd 5 $14.09 14.09 15.18 (u) —
Canadian Fd 5 $13.70 13.70 14.76 (u) —
Intl Bond Fd 5 $11.94 11.94 12.03 (u) 2.58
European Fund 5 $10.80 10.80 11.71 — —
British Fund 5 £5.39 5.39 5.83 (u) —
RBC Intl Currencies Fd Ltd
US$ $- 32.11 — —
Canadian $ C$- 42.28 — —
£ Sterling £- 18.20 — —
D-Mark DM- 63.32 — —
Swiss Francs SFr- 47.65 — —
Japanese Yen Y- 7790 — —
Managed Fund $- 38.28 — —
Latest RBC Fund Prices 24hr service 0481 710598

### JERSEY (SIB RECOGNISED)

**Capital House Fund Mgrs (CI) Ltd (0905)H**
PO Box 189, Capital Hse, Bath St, St. Helier, Jersey
Tel: 0534 74689 (Dealing) 0534 75639 (Helpline)
Facsimile: 0534 79040 Telex: 4192136
Capital House International Growth Funds Ltd
Equities
UK Equity 5 £1.140 1.152 1.222 — —
North American 5 $1.566 1.599 1.697 — —
Japanese 5 $1.614 1.625 1.725 — —
Pacific Basin 5 $2.075 2.107 2.236 — —
Continental European 5 $2.025 2.034 2.159 — —
Gold 5 $1.273 1.298 1.377 — —
Bonds
Sterling Bond 5 £1.266 1.266 1.336 — —
International Bond 5 $1.598 1.598 1.684 — —
Currencies
£ Sterling 0 £20.57 20.57 +0.01 12.84
US$ 0 $17.12 17.12 +0.01 8.46
Japanese Yen 0 Y3342 3342 — 4.01
D Marks 0 DM53.19 53.19 — 4.99
Swiss Francs 0 SFr46.40 46.40 — 5.25
Fr Francs 0 FFr201.2 201.2 — 7.80
Ecu's 0 Ecu24.06 24.06 — 7.85
Managed
Intl Portfolio 5 £1.548 1.568 1.664 — —
Managed Currency 5 £1.638 1.638 1.725 — —

**John Govett (Channel Islands) Ltd**
PO Box 443, St Helier, Jersey 0534 75141
Govett Flexifund Ltd
Global Equity 5½ $9.64 9.64 9.73 -0.09 1.0
Global Bond 5½ $9.82 9.82 9.85 -0.01 8.5
Global Currency 5½ $9.43 9.43 9.47 -0.01 10.0
Global Balanced 5½ $9.77 9.77 9.84 -0.02 5.0
Dollar Cash 5 $9.64 9.64 9.68 -0.01 10.0
European Bond 5 $14.07 14.07 14.14 -0.02 7.5
Dollar Bond 5 $10.01 10.01 10.04 -0.05 8.5
Government Bond 5 $10.02 10.02 10.04 -0.01 8.25
Sterling Cash 5 £4.84 4.84 4.85 — 13.0
Japanese Equity 5½ Y1373 1373 1385 +1 0.0
Far East Equity 5½ $9.26 9.26 9.31 -0.05 1.0
US Equity 5½ $10.71 10.71 10.82 -0.06 1.0
European Equity 5½ DM14.95 14.95 15.05 -0.02 2.0
UK High Income 5½ £4.69 4.69 4.70 -0.01 12.0
UK Equity General 5½ £4.70 4.70 4.75 +0.01 3.0
Initial charge may alter for sales in other jurisdictions

**Lloyds Bank (CI) U/T Mgrs.**
PO Box 195, St Helier, Jersey 0534 27561
Lloyds Tst. Gilt 2½ £9.791 9.791 10.05 -0.02 11.14
Dealing daily

**MIM Britannia International (Jersey) Ltd**
PO Box 271, St Helier, Jersey 0534 73114
Jersey Gilt Ltd 5¼ £0.1242 0.1242 0.1837 — 11.61

**Royal Trust Jsy Fd Mngt Ltd**
PO Box 428, St Helier, Jersey 0534 76077
Govt Secs Fd 4 £61.30 61.30xd 64.04 +0.97 11.66

**TSB Trust Funds (CI)**
PO Box 538, St Helier, Jersey 0534 73494
TSB Offshore Investment Fund Ltd
Bear Chip & Cdt Expnd 3 48.29 48.29 51.65 +0.04 6.49
Mngd Currency Share 5 103.16 103.16 108.31 -0.18 7.62
TSB Gilt Fund Ltd
Quarterly Share 3 95.47 95.47 98.63 +0.15 12.17
Monthly Share 3 93.43 93.43 96.54 +0.15 12.40

### IoM (SIB RECOGNISED)

**Allied Dunbar International Fund Mgrs.**
Allied Dunbar House, Douglas, IoM 0624 29411
[illegible]
For conversion Prices of Shares Phone: 0624 25860

**Asset Global Funds Ltd**
Abacus Hse, Mona St, Douglas, IoM 0624 20097
French Equity 5 £1.362 136.2 144.9 — —
UK Gilt 5 £10.48 10.48 11.03 — —
UK Equity 5 £15.18 15.18 16.29 — —
US Bond 5 $10.81 10.81 11.48 — —

**Barclays Intl Funds**
1 Thomas St, Douglas, IoM 0624 23252
[illegible]

**CMI Fund Managers (IoM)**
Clerical Medical Hse, Douglas, IoM 0624 25599
High Income [illegible]

**Gartmore Fund Managers (IoM)**
PO Box 32, Douglas, IoM 0624 27610
Intl Gth June 27 5¼ 510.0 510.0xd 542.6 -2.6 1.2

**Refuge Overseas**
4th Floor, Victory Hse, Douglas IoM 0624 77500
Gilt Fd 3½ 96.87 96.93 100.61 -0.05 9.25
US Dollar Bond 3½ 102.84 102.97 106.87 +0.26 8.75
ECU & DM Bond 3½ 101.32 101.41 105.06 +0.05 6.00
Stlg Deposit 0 102.67 102.67 102.67 — 11.00
US Dollar Deposit 0 114.85 114.85 114.85 +0.22 6.75
W'wide Equity 3½ 112.44 115.33 119.92 -0.16 2.00
UK Equity 3½ 101.32 103.19 107.30 -1.84 3.50

**Sun Life Management (IoM) Ltd**
PO Box 178, Douglas, IoM 0624 22444
Secure High Income 5 £0.907 0.9477 1.0133 — 9.00

### LUXEMBOURG (SIB RECOGNISED)

**Eagle Star Intl-Global Assets Fund**
PO Box 101, Douglas, IoM 0624 661100
UK Equity £- 1.03 1.12 — 3.80
Nth Am Equity $- 1.96 2.11 — 2.40
Japanese Equity Y- 189.0 203.0 -2.0 0.30
Pacific Basin Equity $- 1.75 1.89 -0.01 0.80
European Equity DM- 3.15 3.39 — —
Sterling Bond £- 0.92 0.98 — 10.00
US Dollar Bond $- 2.00 2.13 -0.01 9.50
Japanese Yen Bd Y- 188.0 201.0 — 5.10
Deutschemark Bond DM- 2.85 3.06 — 6.80
Stlg Liquid Assets £- 0.97 1.04 — 12.90
US$ Liquid Assets $- 1.93 2.06 — 9.00
Jpan Yen Liquid Assets Y- 189.0 202.0 — 4.10
D'mark Liquid Assets DM- 2.86 3.06 — 5.90

**Fleming Group**
24-28 Rue Jean, 1-Avenue 1-1148 Luxembourg 010 352 475771 or 01-638 5858
Fleming Flagship Fund
FFF American* $- 11.81 12.57 -0.01 —
FFF Continental Europe* $- 11.69 12.44 -0.02 —
FFF European* $- 10.85 11.55 -0.01 —
FFF Global Conv* $- 9.80 10.43 -0.03 —
FFF High Yld Bond* $- 9.64 10.26 -0.01 —
FFF Intl Equity* $- 27.73 29.49 -0.17 —
FFF Japanese* $- 14.37 15.29 -0.03 —
FFF Maturing Reserve* $- 10.28 10.90 -0.01 —
FFF Pacific* $- 9.31 09.80 -0.07 —
FFF UK* £- 1.16 1.24 -0.01 —
FFF US Discovery* $- 11.59 12.46 -0.03 —
* Daily Dealing

**Ivory & Sime (Luxembourg) SA**
18 Blvd Royal, L-2449 Luxembourg 010 352 4703031
Atlas Fund
Global Cap Portfolio $- 2.218 2.351 — —
United States Portfolio $- 2.307 2.447 — —
Intl Income Portfolio $- 1.118 1.186 — —
Cont Europe Portfolio DM- 4.069 4.319 — —
Japan Portfolio Y- 1.061 1.127 — —
Pacific Portfolio $- 2.045 2.166 — —
Gold Portfolio $- 1.860 1.972 — —
UK Growth of Income £- 1.162 1.233 — —
Sterling Gilt Portfolio £- 0.999 1.056 — —
Dollar Bond Portfolio $- 2.00 2.10 — —
Global Bond Portfolio $- 1.923 2.029 — —
Dollar Portfolio $- 2.105 2.106 — —
Yen Portfolio Y- 1.048 1.049 — —
Sterling Portfolio £- 1.040 1.041 — —

**Royal Trust Austrials Fund**
41 Avenue de la Gare L-1611, Luxembourg 352 489 061
Equity Funds
Alpha UK £- 1.17 -0.01 0
Alpha US $- 1.26 -0.01 0.00
Alpha Worldwide SFr- 3.49 -0.01 0.00
Alpha Japanese Y- 1002 -0.01 0.00
Alpha Pacific Rim $- 1.03 -0.02 0.00
Alpha European Ecu- 1.10 -0.02 0.00
Gold Share $- 0.97 -0.02 0.00
Bond Funds
Sterling Bond £- 101.08 +2.00 7.75
US $ Bond $- 110.36 -0.22 6.50
Deutschmark Bond DM- 50.56 -0.07 4.00
Alpha Worldwide SFr- 55.40 -0.06 7.00
Reserve Funds
Sterling Reserve £- 10.714 — 10.90
US $ Reserve $- 10.433 — 8.50
Deutschmark Reserve DM- 10.267 — 4.75

**Schroder International Selection Fund**
14 Rue Aldringen L-1118 Lux 010 352 4799 2456
Trafalgar June 21 $- 27.44 29.11 — —

### SWITZERLAND (SIB RECOGNISED)

**B.I.A. Bond Investments AG**
10 Baarerstrasse CH6301 Zug, Switzerland 217180
Barer SF, Series A SFr- 9930 10400 — —
Barer SF, Series B SFr- 993.0 1056.0 — —

### GUERNSEY (**)

Bid Price | Offer Price | + or - | Yield Gross

**Adams & Neville Fund Mngt (Guernsey) Ltd**
Worldwest Bond Fund Acc. £1.90 1.98 — —
Worldwest Bond Fund Inc. £1.33 1.39 — —
Worldwest Cap Fd Acc. £1.50 1.61 — —
WorldWest Ever Ch. £0.97 1.00 — —

**AEtna Intl Assurance (Bermuda) Ltd**
Exchange rate at Valuation Day US$1.560
Commodity (S) 56.980 7.340 — —
Dollar Deposit (S) 52.200 2.380 — —
Eurobonds (S) 50.930 0.980 — —
European Equity (E) 272.6 287.0 — —
Global Managed (S) 51.170 1.235 — —
Gold (S) 50.970 1.003 — —
Goldrisker (S) 50.480 0.510 — —
Internat'l Equity (S) 110.880 11.455 — —
Inter Fixed Int (S) 57.300 7.950 — —
International Bond (S) 57.940 8.360 — —
N. American Equity (S) 51.940 2.049 — —
Pacific Enterprise (S) 51.285 1.355 — —
Pacific Equity (S) 53.885 4.090 — —
Star 2 (E) 180.7 190.2 — —
Star 3 (E) 149.7 157.6 — —
Star 4 (E) 173.3 182.5 — —
Sterling Deposit (E) 235.0 247.4 — —
Sterling Fixed Int (E) 408.6 430.2 — —
UK Equity (E) 502.4 529.4 — —
UK Managed (E) 401.6 422.8 — —
UK Property (E) 214.8 226.2 — —
World Growth (S) 51.356 1.430 — —

**Bamford Brandt Guernsey Mngt. Ltd**
Tech and Comm £11.45 12.15 — —
Pacific Basin Fd £89.74 95.28 — —
Western European £16.71 17.88 — —

**The Bangkok Fund**
Merrill Lynch Intl Capital Mngmt (Gsy) Ltd
June 21 Nav US$48.87 Baht (1,268.55) for info only

**Baring Int Fund Managers Guernsey Ltd**
Baring Currency Fund Ltd
US Dollar $13.08 — —
Sterling £14.81 — —
Deutschmark DM34.80 — —
Japanese Yen Y3522 — —
Managed $32.83 — —

**Dartrust Management (Guernsey) Ltd**
Dartrust Limited DM123.70 123.70 — —

**Dumenil Asset Management (Guernsey) Ltd**
Managed Currency Fd. £1.0546 -0.0008 —
Dumenil Enterprise Fund Ltd
PCFC Selective Gwth Fd £1.1482 1.1522 — —
Morley & Tundall Cap Fun £0.9631 0.9715 — —

**Duncan Lawrie Inv. Mgt. Ltd**
DL Sterling 136.1 143.0 — 3.9
DL International £1.56 1.65 — 2.3

**Five Arrows Intl Bond Fund**
Rothschild Asset Management (CI)
NAV per share $10.94 -0.02 —

**Framlington Overseas Fund Mngt Ltd**
Far East Fund (Wed) £1.3100 1.4086 -0.0070 —
Income & Growth (Thur) £0.8119 0.8637 -0.0009 1.92
Managed Portfolio £0.7972 0.8092 +0.0028 —

**Assicurazioni GENERALI SpA**
Sterling Managed Fd £234.46 246.80 — —
Dollar Managed Fd $155.09 164.09 — —

**John Govett Mngmnt International Ltd**
Govett Int'l Mngt £0.944 1.020 -0.001 —
Govett High Inc Gilt £0.3734 0.3975xd -0.0019 13.08
Govett Far East Inv $0.981 0.942 -0.004 —
Energy & Resources $0.650 0.695 -0.003 —

**Hambros Fd Mgrs (CI) Ltd**
Special Sits 335.2 352.9 -1.6 0.85
European Growth DM10.74 11.31 — —
American Growth $6.82 7.18 +0.02 —
UK Growth Fd 81.7 87.0 — 2.07
Intl Equity $45.14 47.52 — 0.81
Amer Spec Sits $1.38 1.46 — —
Sterling Income Fund 105.0 109.3 — 10.06

**Henderson Admin. (Guernsey)**
Prime Res. Prop. £1.421 1.507 — —
Balanced Gwth $ Prtflo £1.845 1.975 — —
Balanced Gwth £ Prtflo £1.322 1.424 — —
Select Mkts $ Prtflo £1.898 2.035 — —
Inc & Gwth $ Prtflo £1.674 1.799 — —
High Income £ Prtflo £0.622 0.662 — —

**Hill Samuel Fd. Mngrs. (Guernsey) Ltd**
Guernsey Tst 70.33 75.21xd +0.09 1.68

**The India Fund**
Merrill Lynch Intl Capital Mngmt (Gsy) Ltd
June 23 NAV 202.99p (Rs52.17) for information only

**Kleinwort Benson (Guernsey) Fd Mngrs Ltd**
Guernsey Acc. 388.7 417.6 +8.9 —
Guernsey Inc. 232.7 250.1 +5.4 1.56
KB Int. Ac. Bd. Fd. Acc £9.050 9.530 — —
KB Japan Fund $241.24 +14.3 —
KB Sterling Asset £25.34 25.54xd +0.05 —
Pinchurch U.S. Growth $14.48 — —
Signet Fd Bermuda $15.62 +0.11 1.09
*Offer prices quoted are exclusive of preliminary charges
Kleinwort Benson Currency Fund Ltd
DM Currency Fd DM11.0930 +0.0018 —
Sterling Currency Fd £6.7747 +0.0022 —
Sw. Francs SFr9.9363 — —
US$ Currency Fd $12.5742 +0.0022 —
Yen Currency Fd Y1121.6653 +0.1022 —

**Kleinwort Benson Islamic Fd Mgmt Ltd**
Islamic Fund $5.75 6.25 -1 0.41

**Lazard Fund Managers (CI) Ltd**
Lazard Cap. Gwth Bond £692.31 2855.81 — 8.1
Lazard Cur Acc Fd £ £15.49 15.50 +0.03 12.7
Lazard Cur Acc Fd US$ $13.22 13.23 +0.02 8.7
Lazard Cur Acc Fd Y Y3530 3540 — 4.0
Lazard Cur Acc Fd DM DM46.73 46.74 +0.03 5.8
Lazard Cur Acc Fd SF SFr33.56 33.57 +0.04 6.3
Lazard Cur Acc Fd FF FFr140.33 140.34 +0.20 7.5
Lazard Cur Acc Fd Dkr DKr176 177 — 7.8
Lazard Cur Acc Fd N Kr NKr136.00 136.01 +0.30 12.2
Lazard Cur Acc Fd Man £12.78 12.80 +0.08 —
Lazard D'fied Bnd (Inc) $18.52 19.53 — 7.5
Lazard D'fied Bnd (Acc) $20.96 22.10 — —
Lazard European Fund $36.23 38.41 +1.12 1.0
Lazard Far East $72.56 77.20 +1.72 —
Lazard Global Equity $24.86 26.47 +0.37 —
Lazard Int Inc $ (Inc) $103.28 163.98 — 10.5
Lazard Int Inc $ (Acc) $224.42 237.35 — —
Lazard Int Inc £ (Inc) £9.50 10.06 — 10.7
Lazard Int Inc £ (Acc) £10.68 11.22 — —
Lazard Japan Fund $54.35 57.04 — —
Lazard Nth Am $20.22 21.30 +0.12 1.0
Lazard Sel Port £ Cap £13.64 14.71 +0.11 —
Lazard Sel Port £ Inc £9.84 10.36 +0.02 11.25
Lazard Sel Port $ Cap $12.50 13.46 +0.04 —
Lazard Sel Port $ Inc $9.35 9.86 -0.03 9.82
Lazard U.K. £1.308 1.394 +0.03 3.0

**London Interstate Fund Managers Ltd**
Ldn Intstate Inv Cl L DM124.5 127.8 -0.30 —
Ldn Intstate Inv Cl II DM108.0 110.8 +0.30 —

**M & G Island Fund**
Island 684.8 728.6 +1.5 2.41
(Accum Units) 1307.7 1391.2 +2.7 2.41

**Manufacturers Hanover Geofunds**
Conv. Bds. $18.12 19.03 -0.02 —
LA Acc $188.60 190.88 +0.20 —

**NM Financial Mgmt Intl Ltd**
Mngd. Currency £6.570 6.905 -0.070 5.21
NM Portfolio Selection Fund Ltd
Conscience £1.050 1.117 -0.005 1.30
Far East Gwth £1.104 1.174 -0.003 —
Smaller Co's £1.059 1.126 -0.004 1.48
Special Sits £1.064 1.132 -0.004 1.17
Intl Bond £0.981 1.035 -0.002 8.55
Managed Fund £1.861 1.979 -0.004 1.86
American Smaller Cos £1.170 1.244 -0.002 —
Australian Fund £1.526 1.623 -0.015 1.46
British Fund £1.507 1.603 +0.006 4.08
European Fund £1.933 2.056 -0.010 0.87
Gold Fund £0.689 0.732 -0.009 0.18
Hong Kong Fund £1.346 1.431 -0.033 4.65
International Fund £1.396 1.485 -0.009 0.58
Japanese Fund £2.789 2.967 -0.010 —
Japan Smaller Cos £3.096 3.293 -0.025 —
Singapore & Malaysian £1.230 1.308 +0.019 —
Dollar Fixed Interest £0.996 1.050 +0.001 8.69
Sterling Fixed Int £0.944 1.004 +0.004 10.06
Deutschemark Currency DM- 5.001 — 3.22
Dollar Currency $- 0.990 — 7.00
Sterling Currency £- 1.007 +0.001 9.66
Yen Currency Y- 198.4 — 3.13
Managed Currency £0.999 1.062 -0.012 4.20

**Nikko Capital Mngt (Europe) Ltd**
Japan Index Fund Y3,743 3,780 — —
New Generation Fd. S $15.65 15.81 — —
Japan Index Alpha Y11,171 11,338 — —

**Touche Remnant (Guernsey) Limited**
TR Portfolio Selection Fund Ltd
Pacific Basin Managed Fd £1.096 1.161 +0.007 —
Japan Fund £1.00 1.06 — —
Smaller Pacific Mkts Fd £1.00 1.06 — —
Sterling Deposits Fd £6.668 6.679 +0.003 —

**Tyndall International (Guernsey) Ltd**
Capital Defender 91.37 1.45 — —
Hi Yield Bond 78.0 82.2 -1.7 13.59
Interest Spec Sits 47.7 50.2 -0.1 —
Marrowbuck Fd 74.2 78.1 -0.1 —

**U.S. Treasury Securities Fund Ltd**
Short Term Shares $659.17 — —
Fixed Income Shares $782.15 — —

**Wellington Fd Mngrs (Guernsey) Ltd**
Intl Growth Fd £11.87 12.46 +0.20 —

**Yamaichi Capital Mangmt (Guernsey) Ltd**
Japan Meta Growth $13.35 -0.11 —
Yamaichi OSS Fund $14.75 -0.01 —
Yamaichi ISS Fund $10.48 -0.11 —
Yamaichi CB Plus Fund $9.41 -0.05 —
Thai Inv Fund $10.11 — —

### JERSEY (**)

**Allied Irish Fund Managers (CI) Ltd**
Sterling Currency Fd £13.0731 — —
Managed Currency Fd $28.7864 — —
De Sterling Equivalent £18.7342 — —
Ecu Ecu11.9139 — —
Irish Gilt Fd I£188.3744 — —
Intl Managed Dollar $21.3363 — —
Intl Managed Bond I£20.3995 — —

**BNP Inv Mgmnt (Jersey) Ltd**
BNP Interbourse Fund Ltd
US Dollar $10.79 — 8.73
Sterling £10.50 — 12.09
DMarks DM30.38 — 5.14
Intl Managed Sits $10.54 — —
BNP Intercontinental Fund Ltd
Australian $9.48 9.87 — —
European $8.56 8.91 — —
Far East $17.65 18.36 — —
French Class $13.23 13.77 — —
North American $11.96 12.44 — —

**Barclays Intl Funds**
Currency Funds
Sterling £15.87 +0.01 12.9
US Dollar $27.07 +0.01 9.00
Deutschemark DM46.85 — 5.50
Yen Y3,560 — 3.40
Managed Multicurrency £12.24 12.68 +0.01 —
Managed Multicurrency $22.01 22.79 — —
Bond Funds
UK Gilt £0.406 0.422 — 10.9
US Government Income $97.78 101.27 — 8.10
International $56.79 57.47 +0.29 10.1
International $88.13 88.82 +0.34 10.1
Equity Funds
North Am Eqty (Inc) £16.80 17.97 -0.02 0.70
North Am Eqty (Inc) $26.07 27.78 -0.1 0.70
European Equity (Inc) £0.696 0.746 -0.004 1.0
European Equity (Inc) $1.07 1.16 -0.01 1.0

**Brown Shipley Fund Mgmt (CI) Ltd**
Sterling Bd Exch (Daily) £9.68 10.00 — 10.00
Sterling Cap (Daily) £28.00 28.02 — —
Intl Bond (Daily) $14.50 15.37 — 8.29
Int Currency (Wed) $1.43 1.51 — 7.28

**Cater Allen Investment Management (CI)**
CA Gilt Income £7.82 8.13 — 14.67
CA Gilt & Futures £109.00 110.00 — 7.21
CA Equity Growth £13.32 14.44xd +0.11 2.77

**Citibank (CI) Ltd "Citifunds"**
Liquidity Funds
Deutschemark June 28 DM25.030 +0.004 —
Yen June 28 Y2567.001 +0.328 —
Sterling June 28 £8.927 +0.002 —
Swiss Franc June 28 SFr22.469 +0.006 —
US Dollar June 28 $15.380 +0.004 —
Managed June 28 $15.237 +0.002 —
Short Term Investment Funds
Irish £ June 22 £8.800 +0.164 —
US $ June 22 $12.731 +0.016 —
Equity Funds
Global Equity June 28 $14.518 +0.131 —
UK Equity June 26 £8.787 8.922 +0.127 —
Japan Equity June 22 $21.306 +0.326 —
European Equity June 26 $11.872 +0.272 —
HK Equity June 26 $7.539 -0.267 —
US Eqt Hlth June 26 $11.149 -0.124 —
US Spec Sits June 26 $14.253 -0.173 —
US Em Tech June 26 $9.709 -0.347 —
Citicorp June 26 $17.081 -0.191 —
Bond Funds
Global Bond June 28 $12.516 +0.029 —
GNMA Bond June 26 $11.172 11.184 -0.083 —
NYB (A) June 26 398489.963 — —

**EBC Trust Company (Jersey) Ltd**
EBC Amro Traded Currency Fund Ltd*
Income £13.37 13.781 -0.010 5.07
Capital £19.06 19.652 -0.010 4.45
*Offer price includes 3% prelim. charge
EBC Amro Currency Income Fund*
Income £10.15 10.6630 +0.0105 4.50
*Offer price includes 5% prelim. charge
International Income Fund
US$ Day Short A $1.1044 -0.0007 0.24
Do. Dist. $0.7175 -0.0008 0.26
Mnd Cur. St'l Lurm B $1.3445 -0.0014 —
Do. Dist. $0.9582 -0.0010 0.89
Eurobd. Long Term £28.02 29.2905 — 9.77
*Offer Price includes 3½% Initial Charge

**EquiLink International Mngt Ltd**
First Aust Prime Inc Inv Co Ltd NAV June 23 C$12.06
First Aust Prime Inc Inv Co Ltd NAV June 23 US$10.13
NAV Diluted to reflect exercise of all Wrrts C$11.98 US$10.07

# FT UNIT TRUST INFORMATION SERVICE

Columns: Bid Price | Offer Price | + or – | Yield Gross

Ermitage Group

Fidelity International (CI) Ltd

Fleming Group

Foreign & Colonial Mngmt (Jersey) Ltd

Health 2000 Limited

Hill Samuel Investment Services Int'l(c)

Management International (Jersey) Ltd

Midland Bank Tst. Corp. (Jersey) Ltd

MIM Britannia International Limited

Minerals, Oils Res. Shrs. Fd. Inc.

Nat. Westminster Jersey Fd. Mgrs. Ltd

Northgate Unit Tst. Mngrs. (Jersey) Ltd

Perpetual UT Mngrs (Jersey) Ltd

Prudential Intl Financial Services Ltd

Royal Trust Fd Mngt (CI) Ltd

Royal Trust Intl Fd Mngt Ltd

Save & Prosper International

Schroder Mngt Services (Jersey) Ltd

Scimitar Worldwide Money Fund Ltd

Scimitar Worldwide Selection Fund Limited

Scrimgeour Kemp-Gee Mngmt. Jersey

TSB Trust Funds (CI)

Target Internatl. Management (Jersey) Ltd

Top Brand Fund Intl-SICAV

Tyndall International (Jersey) Ltd

Warburg Investment Management Jersey Ltd

Warburg Investment Management Jersey Ltd – Contd.

Wardley Fund Managers (Jersey) Ltd

World Bond Fund-SICAV

World Capital Gwth Fd-SICAV

Worldinvest (Managers) Jersey Ltd

## ISLE OF MAN (**)

CAL Investments (IoM) Ltd

Equity & Law International Fund Mgrs Ltd

Gartmore Fund Managers (IoM)

Hellerup Scandinavian Fund Ltd

IBI Global Funds Limited

Mercury Fund Managers Intl Ltd

RBC Manx Investment Managers Ltd

Refuge Overseas

Sarasin (Isle of Man) Ltd

Stronghold Investment Mngrs

Target International (Isle of Man) Ltd

Tyndall International (Isle of Man) Ltd

## LUXEMBOURG (**)

CMI Asset Management (Luxembourg) SA

Copal-Cure Mngrs International Fund

CS Securities Ltd

Fidelity Intl Inv Mngt (Luxembourg) SA

Fidelity International Service (Lux) SA

Fleming Group

Gota Global Selection

Investments Atlantique SA

Lloyds Bank Luxembourg

Security Pacific Funds S.A. Lux

Target International Fondaire Fund

Target International Ltd

Wardley Investment Services (Lux) S.A.

## OFFSHORE INSURANCES

Albany International Assurance Ltd

CMI Insurance Co Ltd

Eagle Star International

Equity & Law Intl Life Assur Co Ltd

Eurolife Assurance Group

Finance International Ltd

Hansard International Ltd.

Isle of Man Assurance Ltd

NEL Britannia International Ltd

NM Life Assurance Intl Ltd*

Premium Life International Ltd

Providence Capital International Ltd

Royal Life Intl. Ltd

Royal Skandia Life Assurance Ltd

Sun Alliance International Life

Unilife Group

## OTHER OFFSHORE FUNDS

ATSP Management Ltd

Abbey Global Investment Fund

Adig Investment

Allied Federated Intl Mngrs (Lux) SA

Alliance Capital

Anglo-Swiss Asset Management Ltd

Asian Development Equity Fund

BAII Multicurrency (SICAV)

BIAC-Banque de Marches et d'Arbitrage

Julius Baer Bank & Trust Co Ltd

Bank of America International

Banque Scandinave Fd. Mgrs. Ltd.

Baring International Group

Brazilian Securities Ltd

Bridge Management Ltd

Bridge Singapore Asset Mngmt Ltd

Bermuda Intl Invest Mngmt Ltd

Butterfield Management Co Ltd

CL-Alexanders Reuss (Bermuda) Ltd

Cambrade ITEC Fund Management

Capital House Investment Management Ltd

Capital International

Commodities Fund Administration Ltd

Connaught Investments Ltd

Cortexa International

Credit Suisse

Credit Commercial de France

DWS Deutsche Ges. F. Wertpapiersp

Daehan Investment Trust Co Ltd

Dean Witter World Wide Invest. Tst SA

Delta Group

Deutscher Investment-Trust

Dollar Assets Portfolio

Drexel Burnham Lambert

Dreyfus Intercontinental Inv. Fd.

Eiders (Switzerland) Invest. Mngt. SA

Espirito Santo Investment Mngmt (SICAV)

Eurocs Management S.A.

S.G. Europe Obligations SA

Europe Plus Investissement (SICAV)

Far East Growth Fund

Fidelity Distributors Intl Ltd

Fiscal-Connell Fund Mngrs (Guernsey) Ltd

First Convertible Securities Fund

Forbes Securities Management Ltd

Foreign & Colonial Management Ltd

Formosa Fund

Frankfurt Trust Investment-GmbH

Free World Fund

The French Prestige Fund

Frobisher Fund Limited

GT Investment Mngmt Co SA

GT Management Plc

GW Investment Mngmt Ltd

Gain Currency Hedge Funds

Gartmore Fd Mngrs (Far East) Ltd

Gartmore Investment Ltd

Genesis Selection Associates N.V.

Gerinvest SA

Global Asset Management Corpn

Global Government Plus Fund

Granville Management Limited

Group One Limited

Hambro Pacific Fund Mngmt Ltd

Hansamann Hldgs NV Curacao

Henderson Management SA

Henderson Global Strategy Mngmt SA

Hill Samuel Investment Services Intl (c)

Huntington World Investors Fds Ltd

Indosuez Asia Invest Services Ltd

Intermarket Fund

International Bond Trust

International Speciality Fund

Investment Portfolio Services (C.I.) Ltd

Ivory & Sime (Guernsey) Ltd

Ivory & Sime Pembroke Inc

JC Global Fund-SICAV

Japan Money Back Fund

Japan Selection Associates N.V.

Jardine Fleming Inv Mngt Ltd

Jardine Fleming Unit Trusts Ltd

Kleinwort Benson Group

Korea Growth Trust

Korea International Trust

La Fonds International Ganagez

Liberty ALL-STAR World P'folio-Equity Fd

Lloyds Bank (CI) U/T Mngrs

Lloyds Bank Geneva Switzerland

London Portfolio Services plc

MFM Ltd

M & G (Cayman) Ltd

McDonnell & Co (Bermuda) Ltd

McKinley Allsopp Risk Arbitrage Fund

Magnum Fund Mngmt (Bermuda) Ltd

Malacca Fund (Cayman) Limited

Malaysia Growth Fund

Man International Futures

Mediterranean Fund (SICAV)

Meridian Funds

Merrill Lynch Int Capital Mngt (GSY) Ltd

Morgan Stanley Sicav

Multi-Currency Bond Portfolio

Murray, Johnstone (Inv. Adviser)

NICS Europe and Income Fund

NM Income & Gwth Fd

NM Financial Mngt Intl Ltd

National Mutual Insce Co (Bermuda) Ltd

The New Zealand Fund

Newport International Management

Nikko Luxembourg S.A.

Nomura Asia Europe Fund

Nomura Dragon Global Fund

Nomura Growth Fund SA

Nomura Prudential Fd Pt II

Nomura Prudential Global Portfolio

Nomura Rosenberg Alpha Fund Mark II

North Star Fund Managers (Cayman) Ltd

Norway Fund Management A/S

Oppenheimer Managed Assets Co

Orbitex Bahamas Ltd

PAM Futures Trading (Cayman) Ltd

PFC Internatl Portfolio Fd Mngt Ltd

PRS International

Pacific Growth Fund

Paribas Soleil Fund

Parisbas Bond Fund SA

Pierson Heldring & Pierson

The Portugal Fund Limited

Prospect II I Port N.V.

Protected Performance Fund

Prudential Intl Financial Services Ltd

Putnam International Advisors Ltd

Quantum Fd NV Curacao

Quantum Fund

Quilter International Management Ltd

Rosenberg Asset Management SA

Rothschild Asset Management (CI)

NM Rothschild Asset Management Limited

Royal Trust North American Bond Fd

SCI/TECH SA

Sabre Fund Mngt Ltd

Saudi International (Guernsey) Ltd

Schroder Investment Management Limited

Schroders Asia Limited

Schroders Australia Ltd

Scimitar Futures Fund Ltd

Sequoia Securities (Bermuda) Ltd

Seoul International Trust

The Siam Fund (Cayman) Ltd

Singer & Friedlander Ldn. Agents

Skandifond

Societe Generale Asset Mngt Ltd

Soditic Asset Management Inc

Sovereign Portfolio Management

Sterling Offshore Fund Admin. Ltd.

Stonehenge Fund Mngrs Ltd

Strategic International Gold Fund S.A.

Strategic Metals Corp plc Metal Funds

Stronghold Investment Mngrs (Bermuda) Ltd

Sun Life Global Management Ltd.

Taipei Fund

Taiwan (ROC) Fund

Templeton Galbraith & Hansberger Ltd

The Thai-Euro Fund Ltd

The Thai Prime Fund Limited

The Thailand Fund

The Thailand Growth Fund (1986)F

The Thailand Intl Fund Ltd

T. Rowe Price Associates, Inc

Thornton Investment Management Ltd

Three-Way Asset Allocation Funds

Touche Remnant (Guernsey) Limited

Transworld Bond Trust

Tyndall International (Bermuda) Ltd

USA Income Portfolio

US Federal Securities Fund SA

US Pacific Stock Fund

Unico Invest Fd Mgt Co SA Lux

Union-Investment-Gesellschaft GmbH

Viking Fund-SICAV

Warburg Inv Mngmt (Isle of Man) Ltd

Wardley Investment Services Ltd

World Fund S.A.

World Natural Resources

Yamaichi Dynamic Mngt Co SA

Gartmore Money Management Ltd

# LONDON SHARE SERVICE

## BRITISH FUNDS

"Shorts" (Lives up to Five Years)

| 1989 High | Low | Stock | Price £ | + or – | Yield Int. | Red. |
|---|---|---|---|---|---|---|
| | | Exch 10pc 1989 | | | 10.05 | 13.18 |
| | | Exch 11pc 1989 | | | 11.08 | 13.37 |
| | | Treas 5pc 1986-89 | | | 5.10 | 11.36 |
| | | Exch 10¼pcCv '89 | | | 10.35 | 12.72 |
| | | Treas 13pc 1990‡‡ | | | 12.97 | 12.49 |
| | | Treas 2pcIL '90(94.6) | | | 2.09 | 9.98 |
| | | Exch 11pc 1990‡‡ | | | 11.11 | 12.65 |
| | | Exch. 12½pc 1990 | | | 12.52 | 12.65 |
| | | Treas. 3pc 1990 | | | 3.18 | 10.54 |
| | | Treas 8¼pc 1987-90‡‡ | | | 8.57 | 12.49 |
| | | Treas. 8pc Cv 1990‡‡ | | | 8.31 | 11.95 |
| | | Treas. 10pcCv 1990 | | | 10.29 | 12.29 |
| | | Exch 2½pc 1990 | | | 2.75 | 9.65 |
| | | Treas 11½pc 1991 | | | 11.82 | 12.16 |
| | | Funding 5¾pc '87-91‡‡ | | | 6.26 | 11.25 |
| | | Treas. 3pc 1991 | | | 3.37 | 9.58 |
| | | Treas 10pc Cv '91‡‡ | | | 10.37 | 12.04 |
| | | Exch. 11pc 1991 | | | 11.18 | 11.78 |
| | | Treas. 8pc 1991 | | | 8.68 | 11.73 |
| | | Treas 12¾pc 1992‡‡ | | | 12.38 | 11.37 |
| | | Treas 10pc 1992 | | | 10.34 | 11.44 |
| | | Treas. 8pc 1992‡‡ | | | 8.70 | 11.43 |
| | | Treas 10¼pc Cv 1992‡‡ | | | 10.72 | 11.34 |
| | | Treas. 3pc 1992 | | | 3.60 | 9.59 |
| | | Exch. 12¼pc '92 | | | 11.97 | 11.34 |
| | | Exch 13½pc 1992 | | | 12.76 | 11.26 |
| | | Treas 8¾pc 1993 | | | 9.02 | 11.41 |
| | | Treas 10pc 1993‡‡ | | | 10.31 | 10.95 |
| | | Treas 12½pc 1993‡‡ | | | 11.94 | 11.02 |
| | | Funding 6pc 1993‡‡ | | | 7.03 | 10.37 |
| | | Treas 13¾pc 1993‡‡ | | | 12.36 | 10.94 |
| | | Treas. 8¾pc 1994 | | | 9.20 | 10.88 |
| | | Treas 14½pc 1994‡‡ | | | 12.75 | 10.68 |
| | | Exch 13½pc 1994 | | | 12.38 | 11.00 |
| | | Treas. 10pc Ln. 1994‡‡ | | | 10.31 | 10.78 |

Five to Fifteen Years

| 1989 High | Low | Stock | Price £ | + or – | Yield Int. | Red. |
|---|---|---|---|---|---|---|
| | | Exch. 12¼pc 1994 | | | 11.80 | 10.95 |
| | | Treas 9pc 1994‡‡ | | | 9.68 | 10.74 |
| | | Treas 12pc 1995 | | | 11.50 | 10.93 |
| | | Exch 3pc Gas 90-95 | | | 4.00 | 8.51 |
| | | Exch. 10¼pc 1995 | | | 11.50 | 10.70 |
| | | Treas 12¾pc 1995‡‡ | | | 11.67 | 10.69 |
| | | Treas. 14pc '96 | | | 12.24 | 10.88 |
| | | Treas. 9pc 1992-96‡‡ | | | 9.67 | 10.46 |
| | | Treas 15¼pc 1996‡‡ | | | 12.59 | 10.79 |
| | | Exch 13¼pc 1996‡‡ | | | 11.84 | 10.74 |
| | | Conversion 10pc 1996 | | | 10.36 | 10.68 |
| | | Treas 13¼pc 1997‡‡ | | | 11.74 | 10.72 |
| | | Exch 10½pc 1997 | | | 10.59 | 10.65 |
| | | Treas 8¾pc 1997‡‡ | | | 9.65 | 10.42 |
| | | Exch 15pc 1997 | | | 12.26 | 10.83 |
| | | Exch. 9¾pc 1998 | | | 10.18 | 10.50 |
| | | Treas 6¾pc 1995-98‡‡ | | | 8.95 | 10.06 |
| | | Treas. 15½pc '98‡‡ | | | 12.12 | 10.67 |
| | | Exch. 12pc 1998 | | | 11.11 | 10.61 |
| | | Treas 9½pc 1999‡‡ | | | 9.938 | 10.22 |
| | | Exch. 12¼pc 1999 | | | 11.15 | 10.59 |
| | | Treas. 10½pc 1999 | | | 10.49 | 10.48 |
| | | Conversion 10¼pc 1999 | | | 10.39 | 10.45 |
| | | Treas. 8½pc Ln 2000‡‡ | | | 9.53 | 10.20 |
| | | Conversion 9pc 2000‡‡ | | | 9.76 | 10.21 |
| | | Treas. 13pc 2000 | | | 11.25 | 10.58 |
| | | Treas 10pc 2001 | | | 10.19 | 10.27 |
| | | Treas. 14pc '98-01 | | | 11.86 | 10.79 |
| | | Conversion 9¾pc 2001 | | | 10.08 | 10.22 |
| | | Exch. 12pc '99-02 | | | 11.11 | 10.65 |
| | | Conversion 10pc 2002 | | | 10.10 | 10.13 |
| | | Treas 9¾pc 2002 | | | 10.02 | 10.11 |
| | | Exch. 9pc 2002 | | | 9.74 | 10.03 |
| | | Treas. 13¾pc 2000-03 | | | 11.46 | 10.63 |
| | | Treas. 10pc 2003 | | | 10.09 | 9.99 |
| | | Treas. 11½pc 2001-04 | | | 10.73 | 10.40 |
| | | Treas. 10pc 2004 | | | 9.99 | 9.90 |

## BRITISH FUNDS—Contd

Over Fifteen Years

| 1989 High | Low | Stock | Price £ | + or – | Yield Int. | Red. |
|---|---|---|---|---|---|---|
| | | Funding 3½pc '99-04 | | | 6.27 | 8.87 |
| | | Conversion 9½pc 2004 | | | 9.76 | 9.83 |
| | | Conversion 9½pc 2005 | | | 9.74 | 9.80 |
| | | Exch. 10½pc 2005 | | | 9.94 | 9.79 |
| | | Treas. 12½pc 2003-05 | | | 10.54 | 10.02 |
| | | Treas. 8pc 2002-06‡‡ | | | 9.32 | 9.70 |
| | | Conversion 9¾pc 2006 | | | 9.72 | 9.70 |
| | | Treas. 11¾pc 2003-07 | | | 10.43 | 10.02 |
| | | Treas 8½pc 2007‡‡ | | | 9.34 | 9.58 |
| | | Treas. 13½pc '04-08 | | | 10.62 | 9.94 |
| | | Treas. 9pc 2008‡‡ | | | 9.42 | 9.50 |
| | | Treas 8pc 2009 | | | 9.21 | 9.45 |
| | | Conv 9pc Ln 2011‡‡ | | | 9.32 | 9.37 |
| | | Treas. 5½pc 2008-12‡‡ | | | 8.47 | 9.17 |
| | | Treas. 7¾pc 2012-15‡‡ | | | 9.16 | 9.31 |
| | | Exch. 12pc '13-'17 | | | 9.61 | 9.39 |

Undated

| 1989 High | Low | Stock | Price £ | + or – | Yield Int. | Red. |
|---|---|---|---|---|---|---|
| 45¾ | 41½ | Consols 4pc | | | 9.41 | – |
| 40⅝ | 36⅝ | War Loan 3½pc‡‡ | | | 9.29 | – |
| 70 | 60 | Conv. 3½pc '61 Aft | | | 5.36 | – |
| 41⅞ | 31 | Treas. 3pc '66 Aft | | | 8.75 | – |
| 30⅛ | 25 | Consols 2½pc | | | 9.32 | – |
| 29½ | 25¼ | Treas. 2½pc | | | 9.41 | – |

Index-Linked

| 1989 High | Low | Stock (b) | Price £ | + or – | (1) | (2) |
|---|---|---|---|---|---|---|
| | | Tr. 2pc '92‡‡(97.8) | | | 2.96 | 3.97 |
| | | Do. 2'94 (102.9) | | | 3.24 | 3.80 |
| | | Do. 2pc '96(67.9) | | | 3.35 | 3.74 |
| | | Do 2½pc '01(78.3) | | | 3.55 | 3.81 |
| | | Do. 2½pc '03(78.8) | | | 3.61 | 3.84 |
| | | Do. 2pc '06(69.5) | | | 3.65 | 3.82 |
| | | Do. 2½pc '09(78.8) | | | 3.62 | 3.79 |
| | | Do. 2½pc '11(74.6) | | | 3.62 | 3.79 |
| | | Do. 2½pc '13(89.2) | | | 3.60 | 3.75 |
| | | Do. 2½pc '16(81.6) | | | 3.58 | 3.71 |
| | | Do. 2½pc '20(83.0) | | | 3.51 | 3.64 |
| | | Do. 2½pc '24‡‡(97.7) | | | 3.46 | 3.58 |

Prospective real redemption rate on projected inflation of (1) 10% and (2) 5%. (b) Figures in parentheses show RPI base month for indexing, (ie 8 months prior to issue) and have been adjusted to reflect rebasing of RPI to 100 in January 1987. Conversion factor 3.945. RPI for October 1988: 109.5 and for May 1989: 115.0.

## INT. BANK AND O'SEAS

| 1989 High | Low | Stock | Price £ | + or – | Yield Int. | Red. |
|---|---|---|---|---|---|---|
| | | African Dv Bk 11¼ Ln 2010 | | | 10.83 | 10.79 |
| | | Asian Dev Bk 10¼pcLn2009 | | | 10.36 | 10.36 |
| | | Australia 13½pc 2010 | | | 11.00 | 10.75 |
| | | Do. 11½pcLn2015 | | | 10.74 | 10.69 |
| | | Euro Inv Bk 11pc Ln 2002 | | | 10.72 | 10.60 |
| | | Do. 10¼pc2004 | | | 10.52 | 10.55 |
| | | Int-Am Dev Bk 12½pc 2003 | | | 11.12 | 10.73 |
| | | Do. 9¾pcLn 2015 | | | 10.48 | 10.52 |
| | | Mlysia 10¾pcLn 2009 | | | 11.65 | 11.76 |
| 120 | 117 | N.Z. Mexican States 16½pc 2008 | 117 | | 13.98 | 13.80 |

## CORPORATION LOANS

| 1989 High | Low | Stock | Price £ | + or – | Yield Int. | Red. |
|---|---|---|---|---|---|---|
| 102 | 99½ | Birmingham 13½pc 1989 | 99½ | | 13.57 | 11.20 |
| 111¼ | 102½ | Do. 11½pc 2012 | 103½ | +1 | 11.11 | 11.10 |
| 91 | 86½ | GLC 6¼pc 1990-92 | 87½ | +1 | 7.71 | 11.80 |
| 124¼ | 141 | Leeds 13½pc 2006 | 118½ | +1 | 11.39 | 11.16 |
| 33 | 30 | Liverpool 3½pc Irred | 30 | | 11.67 | – |
| 94¾ | 92 | LCC 6¼pc '88-90 | 93½ | | 7.22 | 12.90 |
| 30 | 27 | Do. 3pc '20 Aft | 27 | | 11.11 | – |
| 107½ | 103¼ | Manchester 11½pc 2007 | 103½ | +1 | 11.11 | 11.10 |

## COMMONWEALTH & AFRICAN LOANS

| 1989 High | Low | Stock | Price £ | + or – | Yield Int. | Red. |
|---|---|---|---|---|---|---|
| 89½ | 86½ | NZ 7½pc 1988-92 | 88½ | +1½ | 8.18 | 11.80 |
| 206 | 206 | S Rhod 2½pc Non-Asstd | 206 | | | |
| 84½ | 84½ | Do. 4½pc 87-92 Asstd | 84½ | | 5.33 | 9.53 |

## LOANS

Building Societies

| 1989 High | Low | Stock | Price £ | + or – | Yield Int. | Red. |
|---|---|---|---|---|---|---|
| | | Nat'n'de Anglia 10⅞pc 17.7.89 | | | 10.73 | 14.47 |
| | | Do. 11⅛pc 7.8.89 | | | 11.11 | 14.59 |
| | | Do. 11⅞pc 29 8.89 | | | 11.62 | 14.17 |
| | | Do. 12⅜pc 18 9.89 | | | 12.45 | 14.33 |
| | | Do. 12½pc 2 10.89 | | | 12.40 | 14.25 |
| | | Do. 11⅞pc 6 11.89 | | | 11.96 | 14.32 |
| | | Do. 12⅜pc 4 12.89 | | | 12.43 | 14.35 |
| | | Do. 12⅞pc 2 1.90 | | | 12.91 | 14.33 |
| | | Do. 12⅝pc 29 1.90 | | | 12.70 | 14.34 |
| | | Do. 12⅝pc 26 2.90 | | | 12.84 | 14.46 |
| 102¼ | 98½ | Do. 3½pcIL Ln 2021 | | +1 | 4.38 | 4.45 |

Public Board and Ind.

| 1989 High | Low | Stock | Price £ | + or – | Yield Int. | Red. |
|---|---|---|---|---|---|---|
| 99 | 95 | Agric. Mt. 5pc '59-89 | 99 | | 5.05 | – |
| 47 | 45 | Met. Wtr. 3pc 'B' | 46 | | 6.52 | 10.41 |

## FOREIGN BONDS & RAILS

| 1989 High | Low | Stock | Price £ | + or – | Div % Gross | Red. Yield |
|---|---|---|---|---|---|---|
| 45 | 40 | Greek 7pc Ass. | 46 | | 3.50 | 18.75 |
| 45 | 40 | Do. 6pc 28 Stb Ass. | 40 | | 3 | 17.50 |
| 45 | 40 | Do 4pc Mixed Ass. | 40 | | | 15.00 |
| 80 | 65 | Hung. '24 Ass. | 80 | | 2.75 | 19.57 |
| 139 | 128 | Hydro Quebec 15pc 2011 | 131 | +2 | 15.00 | 11.10 |
| 128 | 118 | Iceland 14½pc Ln 2016 | 122½ | +2 | 14.50 | 11.76 |
| 97¾ | 91½ | Ireland 9¾pc '91-96 | 93½ | +1½ | 9.75 | 11.10 |

## AMERICANS

| 1989 High | Low | Stock | Price £ | + or – | Div Gross | C'vr | Y'ld Gr's |
|---|---|---|---|---|---|---|---|
| | | Abbott Laboratories1 | | | $1.20 | – | 2.0 |
| | | Allegheny & W 1c | | | 30c | – | 3.8 |
| | | Amax $1 | | | 80c | – | 3.1 |
| | | Ambase Corp $1 | | | 20c | – | 1.4 |
| | | Amdahl 5c | | | h10c | – | 0.5 |
| | | Amer. Cyanamid $5 | | | $1.55 | – | 2.4 |
| | | Amer. Express 60c | | | 84c | – | 2.4 |
| | | Amer. Medical Int. $1 | | | 72c | – | 3.1 |
| | | American T. & T. $1 | | | $1.20 | – | 3.2 |
| | | Ameritech $1 | | | $2.92 | – | 4.8 |
| | | BankAmerica $1.5 | | | 60c | – | 2.1 |
| | | Bankers N.Y. $1 | | | $2.08 | – | 4.1 |
| | | Bell Atlantic $1 | | | $4.08 | – | 4.4 |
| | | BellSouth Corp | | | $2.52 | – | 4.8 |
| | | Bethlehem Steel $8 | | | | | – |
| | | Bio-Rad Labs. A | | | | | |
| | | Bowater Inc | | | $1.12 | – | 3.8 |
| | | Brunswick 75c | | | 44c | – | 2.4 |
| | | CPC Intl. 25c | | | $1.60 | – | 2.4 |
| | | CSX $1 | | | $1.24 | – | 3.5 |
| | | California Engy | | | | | |
| | | Campbell Soup 15c | | | 92c | – | 1.8 |
| | | Chase Manhattan $12½ | | | $2.30 | – | 6.1 |
| | | Chem. Banking Corp | | | $2.72 | – | 7.4 |
| | | Chrysler $6¼ | | | $1.20 | – | 4.7 |
| | | Citicorp $1 | | | $1.62 | – | 4.9 |
| | | CityFed Fin. Corp | | | 4c | – | 1.8 |
| | | Colgate-Palmolive $1 | | | $1.48 | – | 2.8 |
| | | Cons. Freightways 62½c | | | 98c | – | 3.2 |
| | | Cont'l Bank Corp $4 | | | 80c | – | 3.3 |
| | | Corporate Data Scs | | | | | – |

Continued on next page

## Money Market Bank Accounts

Columns: Gross | Net | Gr Equiv CAR | Int Cr

AAB-Allied Arab Bank Ltd — 97-101 Cannon St, London EC4N 5AD — 01-629 6802

Aitken Hume — 30 City Road, EC1Y 2AY — 01-638 6070

Bank of Ireland High Interest Cheque Acc — 36 Queen St, EC4R 1BN — 01-625 7000

Bank of Scotland — 38 Threadneedle St, EC2P 2EH — 01-601 6746

Barclays Prime Account — PO Box 125, Northampton — 0604 252891

Benchmark Bank PLC Premier Account — 2 Henrietta Place, W1M 9AG — 01-631 3513

Brown Shipley & Co Ltd — Founders Court, Lothbury, London EC2 — 01-606 9833

Cater Allen Ltd — 1 King William St, London EC4N 7AU — 01-623 2070

Charterhouse Bank Limited — 1 Paternoster Row, EC4M 7DH — 01-248 4000

Citibank Savings — St Martins Hse, Hammersmith Grove W6 — 01-741 4941

Clydesdale Bank PLC — 30 St Vincent Place, Glasgow G1 2HL — 041 248 7070

Co-operative Bank Top Tier — 78-80 Cornhill EC3 — 01-626 6543

Dartington & Co Ltd — 10 The Crescent, Plymouth PL1 3AB — 0752 673873

Edington Plc — 1 King Street, Manchester M2 6AW — 061 834 2535

Financial & General Bank plc — 13 Lowndes Street, London, SW1X 9EX — 01-235 8036

Gartmore Money Management Ltd — 2-3 White Hart Yard, London SE1 1NX — 01-236 1425

Girobank plc High Interest Cheque Acc — 10 Milk St., London EC2V 8JH — 01 600 6020

Greyfriars Inv Mngrs/Allied Irish Bank — High Interest Cheque Account — 51, Belmont Road, Uxbridge, UB8 1RZ — 0895 59783

Humberclyde Finance Group — Chalkley Ct, Winchester Rd, Basingstoke — 0256 841863

Lloyds Bank High Interest Cheque Account — 71 Lombard St, London EC3P 3BS — 01-325 3497

M & G/Kleinwort Benson — M & G Hse, Victoria Rd, Chelmsford — 0245 266266

Midland Bank plc — PO Box 2, Sheffield — 0742 528655

NatWest Special Reserve Account — 41 Lothbury, London, EC2P 2BP — 01-374 3374

Provincial Bank PLC — 30 Ashley Rd, Altrincham, Cheshire — 061-928 9011

Royal Bank of Scotland plc Premium Acc — 42 St Andrew Sq, Edinburgh EH2 2YE — 031-228 5650

Save & Prosper/Robert Fleming — 28 Western Rd, Romford RM1 3LB — 0708 766966

TSB Bank plc England & Wales Division — 100 Lower Thames St, London EC3R 6AQ — 01-623 6000

Tyndall & Co Ltd — 29-33 Princess Victoria St, Bristol — 0272 732241

J. Henry Schroder Wagg & Co Ltd — Bilton Crn, Northampton Rd, Portsmouth — 0705 372222

Western Trust High Interest Cheque Acc — The Moneycentre, Plymouth PL1 1SE — 0752 224141

Wimbledon & South West Finance Co Ltd — 114 Newgate St, London EC1 7AE — 01-606 9485

## Money Market Trust Funds

Columns: Gross | Net | Gr Equiv CAR | Int Cr

| | Gross | Net | Gr Equiv CAR | Int Cr |
|---|---|---|---|---|
| **Charities Aid Funds Money Mngmt Co Ltd** — Staple Hall, Stone Ct, Houndsditch, EC3 — 01-283 6461 | | | | |
| CAFCASH Call Fund | 12.73 | 9.54 | 13.79 | 3-mth |
| CAFCASH 7-day Fund | 13.04 | 10.22 | 14.15 | 3-mth |
| **The Charities Deposit Fund** — 2 Fore Street, London EC2Y 5AQ — 01-588 1815 | | | | |
| Deposit | 13.00 | – | 13.65 | 3-Mth |

NOTES—Gross rate to those exempt from composite rate of tax. Net: actual rate after deduction of CRT. Gr Equiv CAR: Gross equivalent to basic rate taxpayer-compounded annual rate. Int Cr: frequency interest credited.

UNIT TRUST NOTES

Prices are in pence unless otherwise indicated and those designated $ with no prefix refer to U.S. dollars. Yields % allow for all buying expenses. Prices of certain older insurance linked plans subject to capital gains tax on sales. b Distribution free of UK taxes. p Periodic premium insurance plans. s Single premium insurance. x Offered price includes all expenses except agent's commission. z Previous day's price. ‡‡ Guernsey gross. # Suspended. ♦ Yield before Jersey tax. † Ex-subdivision. ◆ Only available to charitable bodies. ● Yield column shows annualised rates of NAV increase. ○ ex dividend. (**) Funds not SIB recognised.

# LONDON SHARE SERVICE

● Latest Share Prices are available on FT Cityline. To obtain your free Share Code Booklet ring the FT Cityline help desk on 01-925-2128

## AMERICANS – Contd

| 1989 High | Low | Stock | Price £ | + or – | Div Gross | C'vr | Y'ld Gr's |
|---|---|---|---|---|---|---|---|
| 597½ | 278p | Cullinet Sft.w 1c | 575p | -13 | — | — | — |
| 27½ | 21¼ | Dana Corp. $1 | 27¼ | +¼ | $1.60 | — | 3.7 |
| 12 | 854p | Data General | 11½ | +⅛ | — | — | — |
| 38 | 28¾ | Dun & Bradstreet $1 | 37⅝ | -⅛ | $2.00 | — | 3.3 |
| 41¼ | 30½ | Eaton Corpn 50c | 39⅝ | -⅛ | h$2.00 | — | 3.2 |
| 11¾ | 8⅞ | Echlin Inc. | 11⅛ | +⅛ | 70c | — | 3.9 |
| 20⅛ | 16⅞ | FPL Group 1c | 19⅜ | -⅛ | $2.28 | — | 7.2 |
| 32⅞ | 27⅝ | Ford Motor $1 | 31½ | -⅛ | $3.00 | — | 6.0 |
| 45½ | 30¼ | GATX 62½c | 44⅞ | +⅛ | $2.00 | — | 2.9 |
| 35¼ | 24⅞ | Gen. Elect. 63c | 34⅞ | -⅛ | $1.64 | — | 3.0 |
| 568p | 484p | General Host Corp $1 | 527p | -2 | 30c | — | 3.6 |
| 39¼ | 28¾ | Gillette $1 | 26¾ | +⅛ | 96c | — | 2.3 |
| 887p | 616p | Gt Am First Secs Bk $1 | 822p | -23 | 60c | — | 4.6 |
| 23½ | 16¾ | Greyhound $1½ | 21¼ | -⅛ | $1.32 | — | 3.8 |
| 14⅛ | 847p | Hasbro Inc 50c | 14⅛ | -⅛ | 16c | — | 0.7 |
| 49⅞ | 32⅛ | Honeywell $1½ | 49⅛ | +⅛ | $2.10 | — | 2.7 |
| 21⅝ | 15¼ | Houston Inds. $ | 20⅞ | -⅛ | $2.96 | — | 9.0 |
| 74⅝ | 63½ | IBM Corpn $1¼ | 72⅛ | +⅛ | $4.84 | — | 4.2 |
| 55p | 45p | Intage Storage $ | 50p | -5 | — | — | — |
| 28⅛ | 18⅞ | Ingersoll-Rand $2 | 28⅞ | — | $1.20 | — | 2.7 |
| 33 | 22⅞ | Lockheed Crpn $1 | 31⅛ | +⅛ | $1.60 | — | 3.3 |
| 22⅝ | 15⅝ | Lone Star Inds $1 | 20⅛ | +⅛ | $1.90 | — | 5.9 |
| 25 | 17½ | Louisiana Land 15c | 23⅞ | -⅛ | $1.00 | — | 2.7 |
| 17 | 11½ | Lowe's 50c | 16⅜ | -⅛ | 48c | — | 1.8 |
| 25 | 15⅛ | Manuf. Hanover $1 | 24⅛ | -⅛ | $3.28 | — | 8.5 |
| 20⅛ | 13⅞ | Merrill Lynch $1 | 19 | -⅛ | $1.00 | — | 3.3 |
| 2253p | 1910p | Molex Inc | 2015p | +4 | 3.2c | — | — |
| 27⅞ | 18⅛ | Morgan (JP) $2½ | 25⅛ | — | $1.66 | — | 4.2 |
| 54⅝ | 36⅛ | NYNEX $1 | 52⅞ | -⅛ | $4.36 | — | 5.2 |
| 24½ | 18⅞ | PHH Corp. | 23⅞ | — | $1.12 | — | 3.0 |
| 25⅝ | 22 | Pacific Agr. | 242p | — | — | — | — |
| 27⅞ | 19 | Pacificorp $3¼ | 26⅛ | — | $2.76 | — | 6.4 |
| 27 | 16⅛ | Pacific Telesis 10c | 26⅛ | +⅛ | $1.88 | — | 4.4 |
| 22⅛ | 15⅛ | Pall Corp 25c | 20⅛ | +⅛ | 48c | — | 1.5 |
| 55⅛ | 39⅛ | Pennzoil 23 1/3c | 53⅛ | +½ | $3.00 | — | 3.6 |
| 25⅞ | 17⅛ | Premark Intl | 25⅛ | — | 84c | — | 2.1 |
| 42½ | 28⅛ | Quaker Oats $5 | 42⅛ | -⅛ | $1.20 | — | 1.8 |
| 32⅛ | 23⅛ | Rev NY Corpn $5 | 32⅛ | +⅛ | $1.28 | — | 2.5 |
| 15⅛ | 11⅛ | Rockwell Intl $1 | 15⅛ | +⅛ | 72c | — | 3.0 |
| 35 | 25 | Southwestern Bell $1 | 33⅛ | +⅛ | $2.60 | — | 4.9 |
| 27⅝ | 17⅛ | Sun Co. Inc. $1 | 26⅛ | -⅛ | $1.80 | — | 4.3 |
| 30⅛ | 22½ | TRW Inc 62½c | 29⅛ | -⅛ | $1.72 | — | 3.7 |
| 22⅛ | 14⅛ | TW Services $5 | 21⅛ | -⅛ | 10c | — | 0.3 |
| 35⅛ | 26⅛ | Tenneco $5 | 35⅛ | — | $3.04 | — | 5.4 |
| 35⅛ | 25 | Texaco $6.25 | 31⅛ | -⅛ | $3.00 | — | 5.8 |
| 29⅛ | 21⅛ | Texas Instr. $1 | 26⅛ | -⅛ | 72c | — | 1.7 |
| 117p | 58½p | Time Inc $1 | 105p | -⅛ | $1.00 | — | 0.6 |
| 28⅛ | 15⅛ | TRINOVA Corp | 17⅛ | -⅛ | 54c | — | 2.3 |
| 24⅛ | 16⅛ | USX $1 | 22⅛ | -1½ | $1.40 | — | 4.0 |
| 164p | 126p | Unisys | 163p | — | — | — | — |
| 35⅛ | 22⅛ | Utd. Technologies | 33⅛ | -⅛ | $1.60 | — | 3.0 |
| 15⅛ | 12⅛ | Utilitech Inc | 144p | — | — | — | — |
| 46⅛ | 31⅛ | US West | 45⅛ | +⅛ | $3.76 | — | 5.2 |
| 35⅛ | [illegible] | Waste Management $1 | 33⅛ | +⅛ | 48c | — | 0.9 |
| 22⅛ | 13⅛ | Woolworth $1 | 19⅛ | +⅛ | $1.12 | — | 3.6 |
| 24⅛ | 14⅛ | Whitman Corp | 23⅛ | -⅛ | $1.08 | — | 2.7 |
| 36⅛ | 28⅛ | Woolworth $3½ | 34⅛ | -⅛ | $1.88 | — | 3.5 |

## CANADIANS

| High | Low | Stock | Price | + or – | Div Gross | C'vr | Y'ld Gr's |
|---|---|---|---|---|---|---|---|
| 168 | 129 | ABM Gold Corp | 160p | -8 | — | — | — |
| 25 | [illegible] | Abbot Energy Corp. | 25p | -½ | — | — | — |
| 15½ | [illegible] | Bramer Barrick Res. | 14⅛ | -⅛ | — | — | — |
| [illegible] | [illegible] | Balmera | 11⅛ | — | — | — | — |
| [illegible] | [illegible] | Bramalea Hldgs | 328p | -16 | — | — | — |
| [illegible] | [illegible] | Bramitto Expln | 13p | -½ | — | — | — |
| 17⅛ | 12⅛ | Bk. Montreal | 17⅛ | — | $2.12 | — | 6.7 |
| 10⅛ | 655 | Bk. Nova Scot. | 967p | -11 | 92c | — | 5.2 |
| 22 | 17 | BCE | 21⅛ | +⅛ | $2.44 | — | 6.2 |
| 8 | 576 | Bow Valley | 764p | -4 | 40c | — | 2.8 |
| [illegible] | [illegible] | Brascan | 16⅛ | — | 88c | — | 2.9 |
| [illegible] | [illegible] | Breakwater Res | 147p | -2 | 10c | — | 3.7 |
| [illegible] | [illegible] | Can Imp Bank | 16⅛ | +⅛ | $1.24 | — | 4.1 |
| [illegible] | [illegible] | Can. Pacific | 12⅛ | +⅛ | 76c | — | 3.3 |
| [illegible] | [illegible] | Do. 4pc Deb £100 | 41⅛ | — | 4% | — | 9.6 |
| [illegible] | [illegible] | Central Capital "A" | 563p | — | — | — | — |
| [illegible] | [illegible] | Corona Corp | 461p | -7 | — | — | — |
| [illegible] | [illegible] | Cons TVX Min | 348p | -23 | — | — | — |
| 775 | 524 | Derlan Inds. | 675p | -19 | 11.75c | — | 0.9 |
| [illegible] | 751 | Echo Bay Mines | 936p | -21 | 50.07 | — | 0.4 |
| [illegible] | [illegible] | ECO Corp | 401p | -10 | — | — | — |
| [illegible] | [illegible] | Galactic Resources | 190p | -1 | — | — | — |
| [illegible] | [illegible] | Gandalf Techs Inc | 331p | -3 | — | — | — |
| [illegible] | [illegible] | Grandee Inc | 158p | -4 | — | — | — |
| [illegible] | [illegible] | Gt Pacific Res. | 7p | +1 | — | — | — |
| [illegible] | [illegible] | Gulf Canada | 784p | +16 | 50c | — | 3.6 |
| [illegible] | [illegible] | Hawker Sid Can | 14⅛ | — | $1.03 | — | 3.4 |
| [illegible] | [illegible] | Herns Group | 602p | -5 | — | — | — |
| [illegible] | [illegible] | Hudson's Bay | 16⅛ | — | 60c | — | 2.0 |
| [illegible] | [illegible] | Imperial Oil | 29⅛ | +⅛ | $1.80 | — | 3.3 |
| [illegible] | [illegible] | Inco | 16 | — | s0.80 | — | 2.8 |
| [illegible] | [illegible] | Inland Nat. Gas $1 | 809p | — | 60c | — | 4.0 |
| [illegible] | [illegible] | Madeleine Mines | 176p | +1 | — | — | — |
| [illegible] | [illegible] | Mascocho Expln | 142p | -1 | — | — | — |
| [illegible] | [illegible] | Nevada Goldfields | 115p | +2 | — | — | — |
| [illegible] | [illegible] | Nova Corp of Alberta | 533p | -35 | 42c | — | 4.0 |
| [illegible] | [illegible] | Pic Algom | 13⅛ | — | 35c | — | 3.5 |
| [illegible] | [illegible] | Royal Bk. Can. | 23⅛ | +⅛ | $2.20 | — | 5.0 |
| [illegible] | [illegible] | Seagram | 48⅛ | — | US$1.40 | — | 1.8 |
| [illegible] | [illegible] | Sceptre Gold Corp | 104p | +2 | — | — | — |
| [illegible] | [illegible] | Tom Pure Tech. Corp | 70p | — | — | — | — |
| 22⅛ | 16⅛ | Toronto-Dom. Bk | 22⅛ | +⅛ | $1.32 | — | 3.2 |
| [illegible] | 666 | Trans Can Pipe | 798p | +10 | 68c | — | 4.6 |
| [illegible] | 152 | Verity Corp | 165p | -2 | 8c | — | — |

## BANKS, HP & LEASING

| 1989 High | Low | Stock | Price | + or – | Div Net | C'vr | Y'ld Gr's | P/E |
|---|---|---|---|---|---|---|---|---|
| *279 | 219 | ANZ $A1 | 225 | +1 | Q34c | 2.0 | 7.4 | 6.8 |
| 262 | 204 | Allied Irish Ord | 256 | +2 | h0.68% | ♦ | 4.6 | ♦ |
| £12⅝ | £11 | Algemene Fl 10 | £12⅛ | — | Q27% | 1.9 | 6.0 | — |
| 80 | 61 | Anglo Irish | 69 | — | s0.2% | 4.0 | 5.8 | 11.7 |
| [illegible] | [illegible] | Ansbacher (H) 1p | 76 | — | 2.0 | — | 3.5 | — |
| £51 | £28 | Bancaire Cie Fr100 | £51⅛ | +⅛ | Q15% | — | 1.9 | — |
| £40 | £35 | Banco Bilbao Viz | £40⅛ | +⅛ | Q36.7% | 2.0 | 3.2 | 15.6 |
| £3 | [illegible] | Banco de Santander | £30⅛ | — | Q21% | 2.4 | 2.5 | 16.7 |
| *315 | 230 | Bank Ireland Ir£1 | 291 | -1 | s0.10% | 3.2 | 2.9 | 8.4 |
| £17⅛ | £17 | Bank Leumi | £17⅛ | — | — | — | — | — |
| 358 | 350 | Bank Leumi (U.K.) | 350 | — | 13.5 | — | 5.1 | — |
| 105 | [illegible] | Bank Scotland | 92 | — | 3.8 | 3.6 | 5.5 | 6.7 |
| 111⅛ | 102⅛ | Do. 9¾pc Irrd Pf | 103⅛ | +⅛ | 9¾% | — | 11.9 | — |
| [illegible] | 52 | Bank of Wales | 56 | — | 2.8 | ♦ | 6.7 | ♦ |
| *484 | 404 | Barclays £1 | 459 | +6 | 23.0 | 3.5 | 6.7 | 5.2 |
| 31 | 27 | Benchmark 20p | 28 | — | 1.63 | 1.0 | 7.7 | 16.1 |
| 354 | 334 | Brown Shipley £1 | 349 | — | 10.5 | — | 4.0 | — |
| 69 | 57 | Business Mort Tst | 65 | — | — | — | — | ♦ |
| 430 | 325 | Cater Allen £1 | 395 | +5 | 23.5 | — | 7.9 | — |
| 259 | 201 | Chancery | 239 | — | 8.0 | ♦ | 4.6 | ♦ |
| £15⅛ | [illegible] | Commerzbk DM10 | £15⅛ | -⅛ | Q18% | ♦ | 3.5 | ♦ |
| £27 | £22⅛ | Cr. Hbr Kr100 | £26⅛ | -⅛ | 0Q15% | ♦ | 4.7 | ♦ |
| £16 | £12 | Dai Ichi F Bk Y50 | £15 | -⅛ | Q15% | 2.4 | 0.2 | — |
| [illegible] | [illegible] | Deutsche Bk DM50 | £192 | -2½ | Q24% | — | 2.0 | — |
| [illegible] | 225 | First Nat. Fin. 10p | 256 | — | 11.5 | 2.8 | 6.5 | 6.7 |
| [illegible] | 116 | FNFC 6.5pc CvRedPref | 115 | -1 | 6.3% | — | 7.3 | — |
| £16 | £13 | Fuji Bank Y50 | £15⅛ | -⅛ | Q15% | ♦ | 0.2 | ♦ |
| [illegible] | 252 | Gerrard & National | 255 | — | 18.5 | ♦ | 9.7 | ♦ |
| [illegible] | [illegible] | Guinness Peat Mahon | 128 | — | 3.3 | — | 3.5 | — |
| [illegible] | [illegible] | Guinness Mahon 10p | 146 | — | 1.2 | — | 1.1 | — |
| [illegible] | [illegible] | Hambros 20p | 207 | — | 10.0 | — | 6.7 | — |
| [illegible] | [illegible] | Hill & Saml. Wrnt 50 | — | — | HG26c | — | 6.6 | — |
| [illegible] | 470 | Joseph (Leo) £1 | 485 | +5 | 14.32 | — | 4.0 | — |
| [illegible] | 126 | King & Shaxson 20p | 131 | — | 9.25 | — | 9.4 | — |
| 348 | 277 | Kleinwort Benson Grp | 302 | +3 | 14.0 | — | 6.2 | — |
| 358 | 321 | Lloyds £1 | 350 | +8 | 16.9 | 4.5 | 6.4 | 4.6 |
| [illegible] | [illegible] | Lon Scot. Bank 10p | 46 | — | 2.05 | 1.9 | 5.9 | 10.9 |
| 388 | 291 | Midland £1 | 349 | +5 | h16.4 | 3.3 | 6.3 | 6.5 |
| £15 | £12 | Mitsubishi Bank Y50 | £14⅛ | — | Q15% | ♦ | 0.1 | ♦ |
| 318 | 257 | Morgan Grenfell £1 | 269 | +11 | 10.85 | — | 5.4 | — |
| *315 | 276 | Nat. Aust. Bk $A1 | 292 | -2 | s032c | 1.5 | 5.3 | 12.6 |
| 314 | 255 | Nat. West | 301 | +9 | h14.12 | 3.4 | 6.3 | 4.7 |
| £215 | £167 | Ottoman Bank | £170 | — | G96% | — | — | — |
| 85 | 62 | Rea Bros Group | 75 | — | 2.0 | — | 3.5 | — |
| *211 | 165 | Robert Fleming Hldgs | 198 | +4 | 9.5 | 3.3 | 6.4 | 6.2 |
| [illegible] | [illegible] | Royal Bk. Scotland | 380 | +5 | 15.0 | 4.9 | 5.2 | 5.2 |
| £13 | £10 | Sanwa Bank Y50 | £12⅛ | -⅛ | Q16% | ♦ | 0.3 | ♦ |
| [illegible] | [illegible] | Schroders | 153 | — | 8.9 | — | 7.4 | — |
| [illegible] | [illegible] | Seccombe Marshall | 1075 | — | 19.5 | — | 2.4 | — |
| [illegible] | [illegible] | Do. £1 N/V | 908 | +35 | 19.5 | — | 2.9 | — |
| £31 | £19 | Sec. Pacific $10 | £29⅛ | -⅛ | Q51.9c | — | 4.6 | — |
| [illegible] | [illegible] | Standard Chart £1 | 503 | -3 | 32.0 | 2.5 | 9.0 | 4.3 |
| £17 | £15 | Sumitomo Bank Y50 | £15⅛ | -⅛ | Q15% | 7.5 | 0.2 | 62.5 |
| [illegible] | [illegible] | TSB | 111 | +2 | 5.24 | 3.5 | 6.3 | 5.1 |
| [illegible] | [illegible] | TSB Chnnl Is £1 | 198 | — | 16.1 | 3.5 | 3.1 | 10.0 |
| 523 | 470 | Union Discount £1 | 500 | +2 | 30.0 | — | 8.0 | — |
| 352 | 277 | Warburg (S.G.) | 319 | +4 | 12.5 | — | 5.2 | — |
| 123 | 98 | Do 6pc A Cm Prf. | 113 | — | 6% | — | 7.1 | — |
| *234 | 226 | Westpac $A1 | 230 | +2 | s033c | 1.1 | 6.9 | 8.5 |
| 468 | [illegible] | Wintrust 20p | 468 | — | 15.95 | 3.9 | 2.0 | 17.3 |

### Hire Purchase, Leasing, etc.

For Anglo Leasing see Anglo Grp

| High | Low | Stock | Price | + or – | Div Net | C'vr | Y'ld Gr's | P/E |
|---|---|---|---|---|---|---|---|---|
| 455 | 224 | Arrels Grp 10p | 449 | -5 | 5.0 | 3.8 | 1.5 | 18.7 |
| [illegible] | 240 | CLF Yeoman 50p | 260 | — | [illegible] | ♦ | [illegible] | ♦ |
| [illegible] | [illegible] | Cattle's Leasing 10p | 84 | -1 | [illegible] | [illegible] | [illegible] | [illegible] |
| [illegible] | 59 | Cattles (Hldgs) 10p | 71 | — | 3.25 | 2.2 | 6.1 | 10.0 |
| 38 | 24 | Equity & Gen 5p | 27 | +2 | 1.1 | 7.7 | [illegible] | ♦ |
| 365 | 312 | Prov. Financial | 338 | — | 18.0 | 2.1 | 7.1 | 9.2 |
| 225 | 166 | Refuge Invs. 5p | 215 | — | Q25.4% | ♦ | 4.0 | ♦ |
| [illegible] | 146 | Secure Trust Grp. 1p | 208 | — | W7.09 | ♦ | 4.5 | ♦ |
| 172 | 127 | Woodchester Ir20p | 159 | — | Q11½% | 6.2 | 1.2 | 15.7 |

## BEERS, WINES & SPIRITS

| High | Low | Stock | Price | + or – | Div Net | C'vr | Y'ld Gr's | P/E |
|---|---|---|---|---|---|---|---|---|
| 507 | 427 | Allied-Lyons | 457 | +7 | 15.0 | 2.5 | 4.4 | 10.6 |
| £29 | £17 | Anheuser-Busch $1 | £27⅛ | -⅛ | 72c | — | 1.9 | — |
| [illegible] | [illegible] | Bass | 1014 | +4 | 23.9 | 3.6 | 3.1 | 12.5 |
| [illegible] | [illegible] | Boddington | 169 | -1 | 4.3 | 2.5 | 3.4 | 15.3 |
| [illegible] | [illegible] | Brown (Matthew) | 170 | — | 6.5 | 2.5 | 5.1 | 10.6 |
| [illegible] | [illegible] | Burtonwood Brewery | 236 | +1 | 3.16 | 2.6 | 1.9 | 29.1 |
| [illegible] | [illegible] | Clark (Matthew) | 445 | — | 11.0 | 3.6 | 3.3 | 11.2 |
| [illegible] | [illegible] | Devenish (J.A.) 5p | 314 | — | F4.44 | 1.9 | 1.9 | 24.9 |
| [illegible] | [illegible] | Do. 3.5pc Cv 2ndPf | 225 | — | [illegible] | — | [illegible] | — |
| [illegible] | [illegible] | Eldridge Pope "A" 50p | 214 | — | h3.6 | 3.4 | 2.3 | 17.0 |
| [illegible] | [illegible] | Greene King | 410 | — | m3.0 | 5.0 | 1.0 | 22.8 |
| [illegible] | 425 | Grand Metropolitan 50p | 552 | +8 | 11.5 | 3.2 | 2.8 | 13.4 |
| [illegible] | [illegible] | Greenall Whitley | 293 | — | 17.25 | 3.1 | 3.3 | 11.5 |
| [illegible] | [illegible] | Do. 5.95pcCvPf | 141 | -1 | 5.95% | — | [illegible] | — |
| [illegible] | [illegible] | Greene King | 534 | +3 | 17.45 | 3.4 | 3.2 | 20.7 |
| [illegible] | [illegible] | Guinness | 525 | +7 | 11.5 | 3.0 | 2.9 | 13.7 |
| [illegible] | [illegible] | Do. 5⅛pc Cnv Pf | 148 | +2 | 5.75% | 2.0 | 5.2 | — |
| [illegible] | [illegible] | Do. 8¼pcCvLn | £176 | +2 | 8¾% | 6.5 | 4.7 | — |
| [illegible] | [illegible] | Hardys & Hansons | 215 | — | 2.82 | — | 1.7 | 28.5 |
| [illegible] | [illegible] | Highland Dist. 20p | 436 | -10 | h0.83 | 3.7 | 0.3 | 13.9 |
| [illegible] | [illegible] | Macallan-Glenlivet | 1875 | -25 | 24.0 | 2.1 | [illegible] | 36.7 |
| [illegible] | [illegible] | Marston Thompson | 505 | — | 9.5 | ♦ | 2.5 | ♦ |
| [illegible] | [illegible] | Merrydown Wine | 212 | — | 3.36 | — | 2.2 | — |
| [illegible] | [illegible] | Morland | 380 | — | m5.33 | 4.0 | 1.9 | 18.0 |
| [illegible] | [illegible] | Scott & New 20p | 733 | — | 19.05 | 2.4 | 3.4 | 15.7 |
| [illegible] | [illegible] | Seagram | 330 | -1 | 19.14 | 2.1 | 4.6 | 15.7 |
| [illegible] | [illegible] | Vaux Group 10p | 301 | — | 16.53 | 2.0 | 5.1 | 12.1 |
| [illegible] | [illegible] | Whitbread 'A' | 354 | +1½ | 12.5 | 3.4 | 4.7 | 10.7 |
| [illegible] | [illegible] | Wolv. & Dudley | 449 | -1 | 17.0 | 4.2 | 2.1 | 15.3 |
| [illegible] | [illegible] | Young Brew 'A' 50p | 525 | — | 10.2 | 1.8 | 2.0 | 28.1 |
| 453 | 420 | Do. Non. V. 50p | 445 | — | 10.2 | 1.8 | 3.1 | 23.8 |

## BUILDING, TIMBER, ROADS

| High | Low | Stock | Price | + or – | Div Net | C'vr | Y'ld Gr's | P/E |
|---|---|---|---|---|---|---|---|---|
| 536 | 325 | AMEC 50p | 459 | -7 | 17.0 | 2.6 | 4.9 | 8.6 |
| 132 | 99 | Do 6½pc Cm Cv Pf | 118 | — | 6½% | — | 7.4 | — |
| 298 | 167 | Abbey | 298 | +2 | 24.1 | 4.9 | 4.5 | 6.9 |
| *261 | 172 | Aberthaw Sec 10p | 228 | +9 | 4.0 | 6.6 | 2.1 | 8.6 |
| 55 | 35 | Anglia Hld. | 53 | — | 1.2 | ♦ | 3.0 | ♦ |
| [illegible] | 263 | Armitage? 10p | 238 | — | 6.0 | 5.9 | 3.4 | 6.0 |
| 327 | 245 | Ashstead Group 10p | 298 | -2 | m2.0 | 7.6 | 0.9 | 19.6 |
| 516 | 285 | Baird Wood 5p | 499 | -4 | 17.0 | 2.3 | 1.8 | 26.0 |
| [illegible] | 115 | BBS 10p | 153 | — | 4.0 | — | 3.4 | — |
| 275 | 215 | BPB Inds. 50p | 232 | -1 | 18.8 | 3.3 | 4.9 | 7.5 |
| [illegible] | 147 | Bagenridge Brick | 172 | +3 | m2.5 | 6.0 | 1.9 | 11.5 |
| [illegible] | [illegible] | Bailey (Ben) 10p | 122 | — | 2.0 | 2.2 | 2.1 | [illegible] |
| 128 | 125 | Baldwin 10p | 158 | +8 | 2.9 | 3.9 | 5.1 | 6.6 |
| [illegible] | 65 | Barratt Devs 10p | 75 | — | 2.8 | 2.1 | 3.8 | [illegible] |
| 204 | 160 | Beazer Dev 10p | 185 | +1 | 11.18 | 2.1 | 8.0 | 7.9 |
| [illegible] | [illegible] | Bellway | 229 | — | 10.0 | 3.5 | 5.8 | 6.5 |
| [illegible] | [illegible] | Bellwinch 10p | 58 | — | 3.75 | 3.5 | 8.6 | 4.0 |
| 241 | 187 | Berkeley Group | 199 | +2 | 4.5 | — | — | — |
| 151 | 100 | Bett Bros 20p | 138 | — | 13.85 | 2.8 | 3.7 | 12.5 |
| 220 | 152 | Blockleys 20p | 201 | -2 | 14.35 | 2.9 | 2.9 | 14.5 |
| 614 | 419 | Blue Circle £1 | 519 | +1 | 20.0 | 2.3 | 5.1 | 10.6 |
| 169 | 126 | Do. 7pc Cv Rd Pf | 139 | +1 | 7½% | — | 7.3 | — |

## BUILDING, TIMBER, ROADS – Contd

| 1989 High | Low | Stock | Price | + or – | Div Net | C'vr | Y'ld Gr's | P/E |
|---|---|---|---|---|---|---|---|---|
| 153 | 102 | Breedon | 137 | +2 | 3.75 | 2.1 | 3.6 | 16.5 |
| 375 | 325 | BB & EA | 375 | — | 13.0 | 8.8 | 1.1 | 14.1 |
| 193 | 132 | British Dredging | 156 | — | 6.0 | 2.0 | 4.8 | 13.5 |
| 138 | 93 | Bryant Group | 94 | -2 | 14.3 | 3.8 | 6.1 | 5.8 |
| 130 | 103 | Bucknall Austin 10p | 110 | — | 13.3 | 2.1 | 3.1 | 12.8 |
| 156 | 125 | CALA 5p | 133 | — | t2.75 | 4.7 | 2.9 | 9.3 |
| 57 | 29 | CCS Group 20p | 44 | +1 | 10.45 | 1.6 | 1.3 | 62.4 |
| 195 | 130 | CPH | 191 | — | Q27% | 3.7 | 3.0 | 13.2 |
| 163 | 150 | Calebread Robey 'A' | 152 | — | 4.1 | — | 3.4 | 13.2 |
| 390 | 313 | Camden 5p | 332 | -1 | 11.0 | ♦ | 4.5 | ♦ |
| 125 | 96 | Carron Phoenix 10p | 96 | -2 | 4.0 | 1.4 | 5.6 | 10.3 |
| 181 | 140 | Conroy 10p | 156 | — | 14.0 | 4.5 | 3.6 | 6.4 |
| 845 | 372 | Cosdor Group | 825 | -1 | 11.5 | 4.9 | 1.2 | 14.4 |
| 259 | 189 | Costain (F.)15p | 257 | — | 3.5 | 2.8 | 1.8 | 31.6 |
| 377 | 295 | Costain Group | 370 | -2 | 11.75 | 2.6 | 4.7 | 10.0 |
| 311 | 213 | Countryside Props | 221 | — | 15.15 | 2.4 | 1.9 | 5.5 |
| 231 | 179 | Crest Nichol 10p | 203 | — | 17.15 | 2.9 | 4.8 | 7.2 |
| 97 | 83 | Do 5¼pc Cv Cm Rd Pf | 86 | — | 5¼% | — | 8.3 | — |
| *53 | 20 | Creston 10p | 37 | -1 | 1.6 | 1.1 | 5.8 | 29.5 |
| 143 | 78 | Crosby (James) 10p | 126 | -2 | 12.5 | 7.1 | 1.3 | 8.9 |
| 493 | 296 | Douglas (Robt. M) | 463 | — | 14.75 | 5.5 | 1.4 | 15.7 |
| 37½ | 28½ | Drinton Group 5p | 34½ | -½ | 10.76 | 3.3 | 2.9 | 12.9 |
| *186 | 116 | EBC 50p | 181 | — | h6.75 | 3.0 | 5.9 | 8.1 |
| 49 | 33 | Edmond Hldgs 10p | 41 | — | 1.7 | 3.8 | 5.9 | 6.4 |
| 146 | 101 | Edwin Green 10p | 145 | +2 | 5.2 | ♦ | 4.5 | ♦ |
| 107 | 68 | Erith | 72 | — | 3.4 | 2.2 | 7.3 | 7.9 |
| 264 | 210 | Ese Group | 264 | — | h6.0 | 2.4 | 3.0 | 15.0 |
| 159 | 95½ | Evered | 151 | +3½ | 4.55 | 2.7 | 4.0 | 10.3 |
| 210 | 143 | Fairbriar 15p | 157 | -1 | 5.0 | 4.6 | 4.2 | 6.8 |
| 277 | 188 | Fed. Housing 5p | 188 | — | 7.5 | 4.9 | 5.3 | 4.8 |
| 93 | 78 | Finlan Group 10p | 83 | +1 | 14.3 | 1.3 | 7.2 | 11.6 |
| 248 | 235 | Freeman Group 10p | 235 | — | 6.75 | 3.3 | 3.8 | 9.6 |
| 101 | 58 | Gallford 5p | 95 | — | 13.2 | 2.2 | 4.5 | 13.9 |
| 282 | 252 | Gibbs & Dandy 10p | 265 | — | 2.76 | 2.5 | 1.4 | 33.9 |
| 76 | 56 | Do 'A' 10p | 63 | — | 2.76 | 2.8 | 5.8 | 8.1 |
| 883 | 590 | Gleeson (MJ) 10p | 766 | -10 | 19.14 | 9.0 | 1.4 | 10.5 |
| 233 | 195 | Graham Wood | 231 | — | 8.7 | 7.7 | 2.6 | 4.6 |
| 195 | 160 | Harr son Inds 10p | 185 | +3 | 6.85 | 2.2 | 4.9 | 11.9 |
| 195 | 150 | Hatfield Ests | 175 | — | 13.0 | 6.5 | 2.4 | 8.5 |
| 173 | 106 | Hawden-Stuart 10p | 152 | — | 2.75 | 4.9 | 2.4 | 11.2 |
| £580 | £345 | Do. 10pc '03/08 | £510 | — | Q10% | — | 2.0 | — |
| 143 | 110 | Hewetson 10p | 143 | — | 3.35 | ♦ | 3.1 | ♦ |
| 128 | 119 | Do. 7pc Cm Cv Pf | 123 | — | 7.0 | — | 7.6 | — |
| 93 | 64 | Heller & Croft 25p | 86 | — | 3.30 | 3.7 | 5.2 | 6.9 |
| 311 | 250 | Heywood Williams | 274 | — | 11.5 | 3.1 | 5.6 | 7.6 |
| 129 | 104 | Do. Cnv. Prf. | 113 | — | 6.75 | — | 8.0 | — |
| 397 | 311 | Higgs & Hill | 345 | +1 | 12.0 | 3.7 | 4.6 | 7.7 |
| 106 | 73 | How Group 10p | 105 | — | 3.38 | 3.1 | 4.3 | 10.1 |
| 56 | 45 | Howard Hldgs. 10p | 45 | — | 1.3 | 4.6 | 3.9 | 7.5 |
| 184 | 137 | Ibstock Johnsen | 153 | — | 5.5 | 3.1 | 5.3 | 7.4 |
| 149 | 87½ | Intnl Amco Con | 145 | — | — | — | — | — |
| 93 | 57½ | Jackson Group 10p | 91 | -2 | h2.65 | 3.2 | 3.9 | 10.9 |
| 156 | 143 | Jarvis (J.) 5p | 149 | +2 | t1.9 | 3.5 | 1.9 | 25.3 |
| 112 | 84 | Jennings A$0.50 | 99 | -3 | Q20% | 2.1 | 4.9 | 9.8 |
| £153 | £129 | Lafarge Cop F100 | £160 | -3½ | Q25% | 5.1 | 1.4 | 13.1 |
| 370 | 275 | Laing (John) | 341 | -1 | 12.0 | 4.4 | 4.7 | 6.5 |
| 370 | 272 | Do. 'A' N/Vtg | 336 | -1 | 12.0 | 4.4 | 4.8 | 6.4 |
| 405 | 265 | Latham (J.) £1 | 325 | — | 10.75 | ♦ | 4.4 | ♦ |
| 159 | 121 | Lawrence (W.) | 150 | +1 | 7.5 | 3.3 | 6.7 | 6.1 |
| 160 | 127 | Do 8.5pc CnRdPf £1 | 155 | — | 8½% | — | 7.3 | — |
| 76 | 43 | Lilley 12½p | 71 | — | a1.64 | 3.7 | 3.1 | 19.2 |
| 105 | 97 | Lon. & Clydeside | 98 | — | 5.7 | 1.9 | 7.6 | 9.1 |
| 275 | 214 | Lovell (Y.J.) | 250 | -2 | 16.65 | 3.1 | 3.6 | 9.4 |
| 379 | 297 | McAlpine (Alfred) | 376 | -1 | 16.1 | 2.1 | 5.7 | 11.1 |
| 407 | 214 | McCarthy & Stone 20p | 218 | -1 | 15.14 | 8.5 | 3.1 | 5.0 |
| *322 | 305 | McLaughlin & H | 305 | — | g9.0 | Q3.2 | 3.9 | 10.0 |
| 313 | 176 | Magnet | 275 | +2 | 16.9 | 2.7 | 3.1 | 15.5 |
| 103 | 68 | Do 5⅛pc Pf 2012 | 87 | — | 5.63 | — | 8.6 | — |
| 255 | 194 | Manders (Hldg) | 216 | — | 6.35 | 1.9 | 4.0 | 15.7 |
| 192 | 132 | Marley | 143 | +3 | 6.35 | 2.6 | 5.9 | 8.4 |
| 299 | 235 | Marshalls | 288 | -1 | 8.75 | ♦ | 4.5 | ♦ |
| 114 | 97 | Do. 6⅛pc Cv Cm Red Pf | 111 | — | 6.5 | — | 7.8 | — |
| 124 | 101 | Maunders (J) 20p | 108 | -1 | 13.15 | 3.8 | 3.9 | 8.9 |
| 473 | 344 | Meyer Int | 460 | -3 | 15.0 | ♦ | 5.1 | ♦ |
| 349 | 151 | Miller (Stan) 10p | 306 | +4 | 4.0 | 3.6 | 1.7 | 18.6 |
| 474 | 344 | Mowlem (J) | 483 | -5 | 19.5 | 2.3 | 5.5 | 3.8 |
| 120 | 69 | MSM 10p | 120 | +6 | 3.0 | ♦ | 3.4 | ♦ |
| 101 | 76 | Needler Group | 100 | -1 | 0.9 | ♦ | 5.3 | ♦ |
| 2063 | 1856 | Newarthill £1 | 2025 | — | 15.0 | ♦ | 1.0 | ♦ |
| 211 | 160 | Norman-Tonks | 191 | — | 8.5 | 1.9 | 5.9 | 12.1 |
| *197 | 139 | Persimmon 10p | 154 | +1 | 5.0 | 5.0 | 4.3 | 5.8 |
| 91 | 67 | Phoenix Timber | 70 | — | 2.75 | 8.2 | 5.2 | [illegible] |
| £15 | £10½ | Pochins | £15 | — | 19.0 | 8.5 | 1.7 | 9.4 |
| 161 | 115 | Polypipe 10p | 155 | — | t2.1 | 3.6 | 1.8 | 19.7 |
| 171 | 122 | Prestwing 20p | 140 | +1 | 5.0 | ♦ | 4.9 | ♦ |
| 72 | 52 | Quilligotti 5p | 71 | +2 | 12.0 | ♦ | 3.8 | ♦ |
| 819 | 503 | RMC | 774 | +4 | 14.5 | 3.0 | 2.5 | 13.6 |
| 111 | 82 | Raine Inds. 10p | 94 | -1 | 12.0 | 2.5 | 4.3 | 10.9 |
| 185 | 140 | Ramus | 185 | — | 17.0 | 2.7 | 5.0 | 9.9 |
| *639 | 415 | Redland | 578 | +7 | 19.8 | 2.2 | 4.6 | 11.1 |
| £116 | £89 | Redland Cv 7pc '11/12 | £107 | -1½ | 7% | — | 6.7 | — |
| 134 | 104 | Roskel 10p | 133 | -1 | 3.0 | 3.9 | 3.0 | 11.1 |
| 226 | 134 | Rugby Group | 205 | +2 | 5.2 | 3.1 | 3.4 | 12.8 |
| *405 | 323 | Ruso & Tompkins | 382 | — | 12.56 | 1.6 | 4.4 | 11.9 |
| 41 | 31 | SWP Group 5p | 34 | — | R0.5 | 2.3 | 2.0 | 22.2 |
| 148 | 118 | Sandell Group 10p | 137 | — | 14.4 | 3.0 | 4.3 | 13.5 |
| 132 | 86 | Severfield-Reeve 10p | 132 | +2 | 2.75 | 2.8 | 2.8 | 16.9 |
| 195 | 132 | Sharpe & Fisher | 136 | — | p4.0 | 3.2 | 3.9 | 16.5 |
| 178 | 143 | Sheriff Hldgs 5p | 173 | — | 15.25 | 2.4 | 4.3 | 13.9 |
| 225 | 120 | Sperro Grp | 225 | +2 | t3.75 | 3.9 | 2.2 | 15.5 |
| 318 | 213 | Sincall (Wm) 5p | 313 | — | 5.0 | 5.9 | 2.1 | 10.6 |
| 163 | 128 | Smart (J) 10p | 163 | — | t5.8 | 1.8 | 4.8 | 15.0 |
| *491 | 327 | Steetley | 444 | — | 11.5 | 3.3 | 3.5 | 11.3 |
| 374 | 226 | Tarmac 50p | 321 | +7 | 10.0 | d3.2 | 4.2 | 9.4 |
| 155 | 92 | Tay Homes | 121 | +4 | h2.67 | 7.5 | 2.9 | 6.1 |
| 337 | 158 | Taylor Woodrow | 320 | -3 | h7.5 | 2.7 | 3.1 | 15.3 |
| 535 | 343 | Tilbury Group | 521 | -1 | 16.5 | 2.7 | 4.2 | 11.9 |
| 88 | 70 | Torex Hire 10p | 82 | — | u2.25 | 1.9 | 3.4 | 16.2 |
| 283 | 212 | Travis Perkins 10p | 218 | — | L5.5 | 1.9 | 4.6 | 5.6 |
| 140 | 125 | Try Group | 137 | — | 15.0 | 2.9 | 3.9 | 9.8 |
| 71 | 51 | Tudor 20p | 68 | — | h2.6 | 2.2 | 5.0 | 9.0 |
| 360 | 281 | Turriff Corp | 343 | +1 | 11.5 | 3.0 | 4.0 | 10.8 |
| 120 | 98 | Vestors Plant Grp. 5p | 118 | — | 13.25 | 1.9 | 4.0 | 13.3 |
| *255 | 180 | Vibroplant 5p | 214 | — | 9.0 | ♦ | 1.9 | ♦ |
| 330 | 190 | Ward Group 5p | 330 | — | 5.4 | 3.9 | 2.2 | 15.5 |
| 164 | 79 | Ward Hldgs. 10p | 97 | +2 | 2.6 | 6.8 | 3.6 | 5.5 |
| 368 | 329 | Watts Blake | 344 | +3 | 7.4 | 3.3 | 2.9 | 13.9 |
| *279 | 205 | Westbury 10p | 256 | -1 | 8.5 | 5.3 | 4.8 | 4.6 |
| 270 | 202 | Wiggins Group | 237 | -1 | h6.5 | 3.1 | 3.7 | 10.7 |
| 271 | 201 | Wilson Bowden 10p | 221 | +1 | 6.72 | 5.8 | 4.1 | 5.7 |
| 198 | 143 | Wilson (Connolly) | 149 | -5 | 3.0 | 6.3 | 2.7 | 7.8 |
| 309 | 253 | Wimpey (Geo) | 263 | -3 | 9.25 | 3.5 | 4.7 | 8.1 |

## CHEMICALS, PLASTICS

| High | Low | Stock | Price | + or – | Div Net | C'vr | Y'ld Gr's | P/E |
|---|---|---|---|---|---|---|---|---|
| £45⅛ | £40⅛ | Akzo Fl 20 | £44⅛ | -⅛ | Q37½% | 3.0 | 4.7 | — |
| 380 | 270 | Alida Holdings | 340 | — | t0.3 | 2.9 | 4.1 | 10.6 |
| 157 | 119 | Allied Colloids 10p | 157 | +2 | 2.65 | ♦ | 2.2 | ♦ |
| 63 | 55 | Acme Plastic Tech | 59 | — | Q2.5c | — | 2.4 | — |
| 552 | 418 | Amersham Intl | 475 | +5 | 11.0 | ♦ | 3.1 | ♦ |
| 179 | 110 | Atra Hldgs | 165 | -2 | 4.35 | 2.9 | 3.5 | 12.1 |
| £103 | £84 | BASF AG DM50 | £103 | -1 | tQ24% | 1.7 | 3.8 | — |
| 155 | 124 | BTP 10p | 143 | — | t6.2 | 1.7 | 5.6 | 12.5 |
| £102 | £87 | Bayer AG DM50 | £99 | -⅛ | Q25% | 3.2 | 2.3 | 13.6 |
| 198 | 154 | Blagden Inds. | 183 | — | 8.4 | 1.7 | 6.1 | 11.1 |
| 159 | 122 | Brent Chems 10p | 144 | -2 | 6.0 | 1.9 | 5.6 | 11.1 |
| *568 | 305 | Caird Group 10p | 551 | -2 | tg4.0 | 2.8 | 1.0 | 44.4 |
| 38 | 28 | Cambridge Isotope | 26 | — | — | — | — | — |
| 279 | 197 | Canning (W.) | 279 | +1 | 6.5 | 3.0 | 3.1 | 13.0 |
| 287 | 223 | Chemoxy Intl. 20p | 273 | -2 | t5.75 | 2.8 | 2.8 | 15.5 |
| 456 | 315 | Coalite Group | 451 | — | t14.0 | 2.2 | 4.2 | 12.5 |
| 334 | 275 | Coates Bros | 234 | — | 8.2 | 3.3 | 4.6 | 8.3 |
| 216 | 167 | Croda Intl. 10p | 194 | — | 10.0 | 1.8 | 6.9 | 11.1 |
| 94 | 54 | Doeflex 10p | 89 | — | 3.5 | 2.7 | 5.2 | 9.4 |
| *265 | 143 | Ellis & Everard | 205 | +3 | t5.6 | 1.9 | 3.6 | 13.8 |
| £13⅛ | £9⅛ | Engelhard U.S.$1.00 | £13⅛ | — | Q52c | — | 2.3 | — |
| [illegible] | [illegible] | European Colour 5p | 29 | — | a0.92 | — | 4.2 | — |
| [illegible] | [illegible] | Evode Group | 186 | — | 12.0 | — | — | — |
| [illegible] | 233 | Fosroc | 339 | -2 | [illegible] | — | — | — |
| [illegible] | 121 | Gaynor Group 10p | 122 | — | 4.3 | — | — | — |
| [illegible] | 233 | Halstead (J.) 10p | 266 | -2 | [illegible] | — | — | — |
| £31 | £21 | Hercules Inc | £31 | — | [illegible] | — | — | — |
| [illegible] | [illegible] | Hickson Intl | 259 | +1 | 6.75 | — | — | — |
| [illegible] | [illegible] | Hoechst AG DM50 | £99 | -1 | Q24% | — | — | — |
| [illegible] | [illegible] | Do. Fin 10cnvln | £310 | — | Q10% | — | — | — |
| [illegible] | 1012 | Imp. Chem. £1 | 1335 | +20 | 50.0 | 2.5 | 5.3 | 9.6 |
| [illegible] | 175 | Layes Group 5p | 241 | -2 | 14.2 | — | — | — |
| [illegible] | [illegible] | Laporte 50p | 441 | -1 | 13.7 | 2.4 | 4.1 | 12.1 |
| [illegible] | [illegible] | Leigh Interests 5p | 313 | -5 | 6.22 | — | — | — |
| [illegible] | 175 | Do. 5pc Cv Red Prf | 250 | — | 5% | — | — | — |
| [illegible] | 134 | MTM 5p | 220 | — | 3.5 | 3.5 | 2.1 | 15.9 |
| [illegible] | [illegible] | Norsk Hydro Kr20 | 612 | — | Q25% | — | — | — |
| £30 | £21 | Novo Inds. 'B' Kr 20 | £30⅛ | — | Q20% | 5.9 | 1.1 | 15.7 |
| £26 | £22 | Perstorp AB 'B' Sk | £26⅛ | — | Q32% | 6.2 | 1.1 | 13.9 |
| [illegible] | [illegible] | Plysu | 143 | — | 2.35 | — | — | — |
| [illegible] | [illegible] | Ponhaven 2p | 118 | -1 | 2.1 | — | — | — |
| [illegible] | [illegible] | Rentokil 1p | 64 | — | 11.34 | — | — | — |
| [illegible] | [illegible] | Reckitt Env Servs 2p | 728 | -15 | 3.5 | — | — | — |
| [illegible] | [illegible] | Rentchol 10p | 326 | +1 | 4.28 | — | — | — |
| £22 | £17 | Schering AG DM50 | £216 | -4 | Q24% | — | — | — |
| *166 | 126 | Scottish Speedman | 185 | -1 | 9.2 | — | — | — |
| [illegible] | [illegible] | Thomas Barden 10p | 44 | — | 1.2 | — | — | — |
| [illegible] | [illegible] | Tramrad 10p | 81 | — | 4.3 | — | — | — |
| [illegible] | [illegible] | Wales Pack 10p | 173 | — | 4.3 | — | — | — |
| [illegible] | [illegible] | Wardle Storeys 10p | 365 | +1 | 12.1 | — | — | — |
| [illegible] | [illegible] | Wardwarmth 10p | 45 | — | 1.6 | — | — | — |
| [illegible] | [illegible] | Wolstenholme Rink | 448 | — | [illegible] | — | — | — |
| [illegible] | [illegible] | Yorkshire Chems | 365 | +6 | [illegible] | — | — | — |
| [illegible] | [illegible] | Zygal? Gatto 10p | 130 | — | 3.0 | — | — | — |

## DRAPERY AND STORES

| High | Low | Stock | Price | + or – | Div Net | C'vr | Y'ld Gr's | P/E |
|---|---|---|---|---|---|---|---|---|
| 405 | 315 | Alexon 10p | 342 | -1 | 12.5 | ♦ | 3.7 | ♦ |
| *60½ | 40 | Amber Day 2½p | 59½ | +½ | 20.5 | 4.1 | 1.0 | 24.4 |
| 350 | 257 | Aquascutum 5p | 350 | — | 3.6 | 1.9 | 1.3 | 21.1 |
| 120 | 66 | Do. 'A' 5p | 120 | -2 | 3.6 | — | 3.0 | — |
| 129 | 91 | Ashley-Laura 5p | 104 | — | 2.35 | 2.3 | 3.0 | 16.1 |
| 420 | 299 | Asprey | 413 | -5 | 14.25 | — | — | — |
| 395 | 360 | Austin Reed | 395 | -5 | 9.0 | — | — | — |
| 257 | 211 | Do 'A' N/V | 250 | +1 | 9.0 | — | — | — |
| [illegible] | [illegible] | [illegible] | [illegible] | [illegible] | [illegible] | [illegible] | [illegible] | [illegible] |
| 4 | 3 | Goldberg? 10p | 689 | — | — | — | — | — |
| 735 | 480 | Gold? Grattan | 718 | +12 | 22.3 | — | — | — |
| 240 | 186 | Good Group 50p | 220 | +2 | 5.5 | — | — | — |
| 860 | 495 | Gomes 20p | 750 | +50 | 12.25 | — | — | — |
| 13 | 4 | Do. 'A' 20p | 130 | +1 | 12.25 | — | — | — |
| 465 | 361 | Gus 'A' Mtr ASC 50 | 402 | -2 | 23.0 | — | — | — |
| 259 | 131 | Gorse? Storehouse 5p | 165 | -3 | 4.3 | — | — | — |
| 610 | 531 | Sears Simpson 'A' | 543 | — | 10.95 | — | — | — |
| 171½ | 131 | Stanley? Group 10p | 142 | -2½ | 11.0 | — | — | — |
| 275 | 216 | Stylo 10p | 271 | -1 | 5.73 | — | — | — |
| 62 | 47 | Suits Group 5p | 57 | +2 | 2.75 | — | — | — |
| 217 | 171 | Empire Stores | 187 | — | 5.2 | — | — | — |
| 298 | 167 | Eve Home Prods 5p | 184 | — | 6.6 | — | — | — |
| 291 | 199 | Fine Art Dev. 5p | 247 | +2 | 7.75 | — | — | — |
| 325 | 220 | Forminster 10p | 325 | +5 | 18.2 | — | — | — |
| 107 | 80 | Fresh Cement? 5p | 87 | — | [illegible] | — | — | — |
| 116 | 76 | Gabicci 5p | 76 | — | 4.0 | — | — | — |
| *189 | 159 | Gamer Bt? 10p | 125 | +1 | 3.75 | — | — | — |
| 162 | 150 | Gibbs? 'A' | 160 | -1 | 3.1 | — | — | — |
| 23 | 17 | Goodman Group 5p | 23 | — | — | — | — | — |
| 170 | 155 | Great Universal | 1600 | — | 26.5 | — | — | — |
| 1165 | 952 | Do 'A' | 1605 | -23 | 25.0 | — | — | — |
| 93 | 80 | Hampton? Group 10p | 81 | — | 1.7 | — | — | — |
| 38½ | 29 | Helene 10p | 33 | — | 1.2 | — | — | — |
| 175 | 130 | Hepworth? 10p | 143 | — | 12.75 | — | — | — |
| 173 | 115 | House of Fraser 10p | 152 | +1 | 4.5 | — | — | — |
| 66 | 54 | Heinz? Group 5p | 52 | — | 2.0 | — | — | — |
| 121 | 90 | [illegible] | 98 | -1 | 5.2 | — | — | — |
| 195 | 172 | House of Lerose | 175 | — | 10.0 | — | — | — |
| 111 | 90 | Jacques Shops 5p | 111 | -2 | 3.5 | — | — | — |
| 369 | 327 | Jacobs? Jewel 10p | 352 | -1 | 13.5 | — | — | — |
| 334 | 234 | Kingfisher | 312 | -3 | 10.0 | — | — | — |
| £147 | £126 | Do. 8pc Cv Ln 2000 | £138 | +2 | 8% | — | — | — |
| 121 | 93 | Kwik Save? 10p | 93 | +1 | 12.0 | 4.5 | 1.3 | [illegible] |
| 60 | 50 | Lanca 2½p | 54 | — | 1.95 | 3.8 | 4.8 | 7.6 |

## DRAPERY AND STORES – Contd

| 1989 High | Low | Stock | Price | + or – | Div Net | C'vr | Y'ld Gr's | P/E |
|---|---|---|---|---|---|---|---|---|
| 59 | 56 | Laura W'se 20p | 66 | — | 3.0 | 2.4 | 6.1 | 9.3 |
| *560 | 451 | Liberty | 552 | — | 15.04 | 4.8 | 1.3 | 20.6 |
| *263 | 201 | Do Non-Vtg | 258 | — | 15.04 | 4.8 | 2.7 | 10.3 |
| £22½ | £14 | Lint Ind 2s Sc 50 | £20⅛ | -⅛ | Q32c | — | 1.0 | — |
| 155 | 145 | Lewis Cornish? 5p | 181 | — | t1.7 | 4.5 | 1.3 | 18.3 |
| 143 | 105 | Do 7.5pc Cm Pf 5p | 139 | — | 7.5 | — | 7.2 | — |
| 54 | 37 | Lowndes? 5p | 42 | +2 | 4.0 | — | 5.1 | — |
| 193 | 112 | Ma Mart 5p | 186 | — | 4.0 | 2.8 | 3.2 | 15.0 |
| 198 | 149 | Marks & Spencer | 197 | -5 | 5.6 | 2.3 | 3.8 | 15.2 |
| 121 | 96 | Martin 'A' 20p | 116 | +1 | 4.75 | 2.4 | 5.5 | (8.6) |
| 358 | 222 | Marys? | 347 | — | a7.5 | — | 2.9 | — |
| *443 | 195 | Miller & Santhouse 5p | 248 | -5 | 10.0 | 3.0 | — | 19.2 |
| 253 | 213 | Moss Bros 20p 5p | 255 | -3 | 4.0 | 2.0 | 2.1 | 27.3 |
| 163 | 132 | Next 10p | 142 | +5 | 7.4 | 1.6 | 6.9 | 12.2 |
| 198 | [illegible] | Owen Owen? 'A' | 192 | — | 5.0 | 5.2 | 3.5 | 5.8 |
| 372 | 263 | Owen & Robinson 5p | 340 | — | 1.5 | — | 0.6 | ♦ |
| [illegible] | [illegible] | Pet Stc | 24 | — | 1.6 | 2.0 | 5.6 | 10.8 |
| 11 | [illegible] | Rapida? Group | 39 | +2 | 2.25 | 2.0 | 7.7 | 8.7 |
| 39 | [illegible] | Rapid? | 97 | — | 1.3 | 5.8 | 2.5 | 9.5 |
| 363 | 240 | Ratners Group 10p | 360 | — | 5.5 | 5.0 | 1.7 | 16.1 |
| 57 | [illegible] | Reader? 1p | 49 | — | 0.5 | — | 1.4 | — |
| 43 | 34 | Reed? Terry? 5p | 34 | — | 1.75 | — | 6.4 | — |
| *259 | 173 | Sanderson? 10p | 254 | +6 | 7.5 | 3.3 | 3.9 | 8.7 |
| 150 | 122 | Do. 5pc Cv Pf £1 | 149 | +3 | 5.85% | — | 5.2 | — |
| 130 | 103 | Seen? Stores 5p | 110 | +2 | 3.15 | — | 3.9 | — |
| 107 | 95 | Do. 'A' 5p | 95 | -1 | 2.0 | — | 2.8 | — |
| 79 | 57 | SHU? Stores 12½p | 64 | — | 4.25 | 2.5 | 8.9 | 5.4 |
| 43½ | 28 | Do. 'A' | 39 | — | 3.95 | — | 13.5 | — |
| 130 | 109 | Sears | 117 | +1 | 5.1 | 2.4 | 5.8 | 9.5 |
| 89 | 63 | Do. 'A' | 78 | — | 3.3 | 1.3 | 6.1 | 7.0 |
| 390 | 265 | Sherwood Grp 10p | 380 | +5 | 5.5 | 6.4 | 1.9 | 10.5 |
| 328 | 225 | Smith (W.H.) 'A' 50p | 324 | +9 | 10.2 | 2.8 | 3.6 | 13.1 |
| 96 | 73 | Do. 'B' 10p | 96 | — | 22.0 | 6.0 | 2.8 | 11.8 |
| 134 | 111 | Storehouse 10p | 120 | — | b2.85 | 1.8 | 4.0 | 16.5 |
| 62 | 55 | Stormgard? 10p | 62 | — | 5.4 | ♦ | 4.4 | ♦ |
| 179 | 125 | Stead & Simpson 'A' | 174 | +2 | 1.39 | 5.1 | 2.3 | 9.0 |
| 67 | 54 | Sumrie? Group 10p | 62 | — | 6.8 | ♦ | 7.9 | ♦ |
| 159 | 147 | Superdrug 10p | 159 | — | F1.0 | — | 1.3 | — |
| 157 | 120 | Do. 'B' | 135 | — | 7.5 | — | 9.5 | — |
| *132 | 112 | Time Prods. 10p | 118 | — | H4.0 | 4.3 | 2.4 | 12.1 |
| *321 | 235 | Upton & Southern 5p | 303 | -5 | a6.0 | 2.6 | 2.7 | 19.7 |
| [illegible] | [illegible] | Vantona? 5p | 79 | — | 1.3 | — | 2.3 | — |
| 248 | [illegible] | Vornbergs? 10p | 231 | — | 6.5 | 3.4 | 4.1 | 9.1 |

For Top Value see Conrad Contl.

| High | Low | Stock | Price | + or – | Div Net | C'vr | Y'ld Gr's | P/E |
|---|---|---|---|---|---|---|---|---|
| 97 | 77 | Waterfords? | 85 | — | 2.5 | 3.1 | 3.9 | 8.7 |
| 126 | 93 | Do. Prime? 5p | 98 | — | a6.0 | 2.2 | 8.2 | 7.5 |
| 78 | 58 | Williams? Hldgs | 72 | — | — | — | — | — |
| 320 | 193 | Ward White | 322 | -6 | 10.5 | 3.1 | 4.4 | 9.6 |
| 113 | 79 | Do. Cnv Red Prf 10p | 113 | +2 | 6.0 | — | 7.1 | — |
| *220 | 165 | Wearwell? | 181 | +3 | 3.5 | 3.1 | 2.6 | 10.0 |
| 220 | 165 | Woolworth? 5p | 165 | -5 | 4.0 | 3.7 | 3.2 | 11.0 |
| 160 | 125 | Wyevale? Garden | 135 | — | 4.5 | 3.7 | 4.4 | 8.1 |
| 315 | 219 | Woolworth Hldgs | 315 | — | 4.5 | 3.3 | 1.9 | 21.9 |

## ELECTRICALS

| High | Low | Stock | Price | + or – | Div Net | C'vr | Y'ld Gr's | P/E |
|---|---|---|---|---|---|---|---|---|
| 446 | 362 | AB Electronic | 373 | — | 15.0 | 2.9 | 5.4 | 8.6 |
| 125 | 96 | ABB Kent | 118 | — | 3.5 | 1.8 | 4.0 | 16.0 |
| 43 | 35 | AMS Inds 5p | 35 | — | 1.5 | 0.5 | 5.7 | 43.2 |
| 190 | 156 | Acorn? Co | 187 | -1 | 4.05 | ♦ | 2.9 | ♦ |
| 30 | 22 | Alcon? Comp 10p | 22 | — | — | — | — | 13.1 |
| 182 | 129 | Alpha? Group 10p | 182 | — | 2.55 | 3.6 | 1.9 | 19.7 |
| 150 | 159 | Alpha 10p | 183 | — | 4.35 | 2.2 | 5.7 | 9.3 |
| *166 | 100 | Amstrad? 5p | 113 | — | 2.0 | ♦ | 2.4 | ♦ |
| 193 | 75½ | Amstrad 5p | 81 | -1 | 1.4 | 13.3 | 2.3 | 4.3 |
| 362 | 223 | Apricot? Cmp 5p | 355 | — | — | — | — | — |
| 96 | 67 | Apricot Comp 10p | 73 | +6 | 2.0 | ♦ | 3.7 | ♦ |
| 76 | 62 | Arcolectric 'A' N/V 5p | 65 | — | 0.9 | 6.3 | 1.9 | 10.9 |
| 118 | 88 | Armour? | 99 | — | 3.0 | 4.9 | 4.0 | 8.0 |
| £56 | £34 | Astec? (BSR) 50 | £55 | -⅛ | Q18% | 2.3 | 1.6 | 28.0 |
| £57 | £34 | Do. Dr. B. Sk 50 | £57 | -⅛ | Q18% | 2.2 | 1.5 | 29.0 |
| 69 | 50 | Atlantic? Comp 12p | 55 | -1 | Q3.05 | 1.2 | 5.5 | 21.2 |
| *113 | 30 | Atlas? 2p | 71 | -1 | t1.5 | 8.9 | — | 4.6 |
| [illegible] | 14 | BICC? & General | — | — | — | — | — | — |
| *310 | 237 | Aus? Sec. 10p | 308 | +3 | 2.7 | 6.8 | 1.2 | 15.4 |
| 532 | 335 | BICC 50p | 515 | +6 | 16.0 | 2.1 | 4.1 | 14.6 |
| 52 | 43 | Beacon? Group | 45 | — | 1.5 | 2.7 | 4.4 | 11.0 |
| 127 | 84 | Bent? & Fields 20p | 118 | — | 13.0 | 1.0 | 6.3 | 7.1 |
| 59 | 51 | Best Comp 10p | 55 | — | t2.6 | 2.9 | 6.5 | 7.1 |
| £14⅛ | £10 | Black & Decker $0.50 | £12⅛ | -1 | Q40c | — | 2.0 | — |
| 274 | 207 | Blick 5p | 274 | -1 | 5.6 | 2.9 | 2.7 | 16.4 |
| 92 | 66 | Boothand? Inc | 86 | — | 2.0 | — | — | 32.0 |
| 214 | 154 | Bowthorpe 10p | 212 | -2 | 4.0 | 3.5 | 2.5 | 14.1 |
| *215 | 157 | Brent? Comp 10p | 168 | -1 | 12.25 | 3.4 | 1.8 | 12.2 |
| 296 | 242 | Brit. Telecom 5p | 273 | -5½ | 10.5 | 2.5 | 5.2 | 10.3 |
| 25 | 20 | Do. 'A' 5p | 25 | -1 | 0.2 | ♦ | 1.1 | ♦ |
| 176 | 131 | CRT? Group 5p | 175 | — | 1.8 | ♦ | 1.4 | ♦ |
| 60 | 47 | CTV? Comp 5p | — | — | — | — | — | — |
| 584 | 361 | Cable & Wire 50p | 515 | -11 | 7.98 | d2.8 | 2.1 | 18.7 |
| £155 | £101 | Do. Cnv. 5pc | £138 | +1 | 67% | — | 5.1 | — |
| 265 | 200 | Cambridge Elect. | 262 | — | 19.35 | 2.3 | 5.9 | 9.4 |
| [illegible] | 65 | Cantab? Cmpt | 56 | — | 0.85 | — | 2.1 | — |
| 69 | 34 | Chloride Grp | 38 | — | 1.1 | ♦ | 3.8 | ♦ |
| [illegible] | [illegible] | Chrome? Cnt | — | — | 3.5 | — | 5.8 | — |
| 156 | 110 | Clarke? Co 10p | 153 | +3 | t23c | 4.5 | 8.0 | 2.8 |
| 135 | 115 | Comcap? 10p | 134 | +1 | 2.4 | 5.9 | 2.8 | 8.0 |
| 116 | 106 | Commtel? 'B' | 115 | — | 4.0 | 4.0 | 4.2 | 8.0 |
| 240 | 160 | Comtex? Systems | 233 | — | 3.15 | 4.7 | 2.6 | 10.5 |
| 114 | 88 | Computer? Tech 5p | 108 | — | t4.5 | 2.9 | 2.6 | 17.9 |
| 65 | 45 | Crossland Elect 5p | 49 | +1 | 1.25 | 2.1 | 3.4 | 16.6 |
| 132 | 127 | Crystalate 10p | 162 | +2 | 13.31 | 2.9 | 2.7 | 16.7 |
| 169 | 122 | Cray Electronics | 122 | — | 6.0 | 2.1 | 6.6 | 8.9 |
| 147 | 110 | Dale Elect. 10p | 137 | -1 | t6.25 | 1.7 | 4.0 | 17.7 |
| 83 | 64 | Datron? Intl 5p | 68 | — | 2.35 | 1.9 | 4.6 | 12.9 |
| 220 | 170 | Denmans Elect | 218 | — | 4.55 | 5.5 | 2.8 | 8.7 |
| 63 | 56 | Dewhurst 'A' 10p | 63 | — | 1.74 | 3.7 | 3.7 | 9.8 |
| 270 | 187 | Domino Print 5p | 240 | — | 3.6 | 4.9 | 2.0 | 13.4 |
| 82 | 61 | Dowding & M 10p | 79 | — | 12.0 | 2.6 | 3.4 | 14.4 |
| 562 | 435 | Dowty? Hldgs 5p | 505 | +5 | 6.2 | 5.8 | 1.6 | 14.2 |
| 250 | 188 | Elect Comp 10p | 285 | +2 | 5.07 | 3.3 | 3.2 | 12.1 |
| 160 | 118 | Electron House 10p | 134 | — | 4.5 | 3.1 | 4.4 | 7.5 |
| 125 | 97 | Elec. Data Proc 5p | 98 | — | 2.38 | 4.7 | 3.2 | 8.3 |
| 78 | 61 | Electronic Machine | 77 | — | 1.0 | 1.8 | 1.7 | 47.3 |
| *138 | 122 | Emess | 138 | — | b2.86 | 2.7 | 2.8 | 14.9 |
| 121 | 107 | Do 5.25pc Prf 5p | 117 | — | 6.25 | — | — | — |
| £55½ | £39 | Ericsson 'B' SK50 | £55½ | +½ | Q21% | 3.3 | 1.7 | 17.7 |
| 324 | 234 | Eurotherm Intl 10p | 309 | +5 | Q5.33 | 3.3 | 1.7 | 13.2 |
| 187 | 139 | Farnell Elec 5p | 169 | +1 | 4.5 | 3.0 | 3.6 | 9.2 |
| 54 | 42 | Feedback 10p | 48 | — | — | — | — | — |
| 113½ | 80 | Ferranti Intl 50p | 82 | -1 | FZ.46 | 3.2 | 4.0 | 10.9 |
| 13½ | 10½ | Ferrari? Hldgs 2½p | 10½ | +½ | — | — | — | — |
| *520 | 370 | First Technology 10p | 515 | — | t5.0 | 3.5 | 1.3 | 30.5 |
| 170 | 150 | Forward Group 5p | 150 | — | 3.1 | 4.1 | 2.8 | 11.8 |
| 62 | 36 | Forward Tech | 60 | — | 1.8 | 2.6 | 4.0 | 10.9 |
| 706 | 620 | Fujitsu Y50 | 697 | -9 | Q18% | ♦ | 0.6 | ♦ |
| 259 | 137 | GEC 5p | 248 | -1 | h6.5 | 2.6 | 3.5 | 14.0 |
| *57 | 37 | Gardiner Group 5p | 57 | -1 | tg0.75 | 3.9 | 1.8 | 19.5 |
| 356 | 255 | Goring Kerr 10p | 353 | — | 15.0 | 1.7 | 5.7 | 14.0 |
| 559 | 355 | Harland Simon 10p | 527 | — | 12.4 | 6.2 | 0.6 | 33.9 |
| 57 | 41 | Headland Grp 5p | 42 | -2 | — | — | — | 15.1 |
| £35½ | £32 | Hewlett-Packard | £34 | -⅛ | — | — | 0.6 | — |
| 87 | 72 | Highland El. 20p | 74 | — | 3.0 | 2.0 | 4.8 | 13.2 |
| 119 | 81½ | Holmes Protect 5p | 113 | — | Q3.2c | 4.9 | 3.6 | 16.6 |
| 463 | 327 | Hunting? Group 5p | 460 | -3 | t2.9 | 5.3 | 0.8 | 28.6 |
| 8½ | 5½ | Information Tech | 31 | -1 | 0.5 | ♦ | 2.0 | ♦ |
| 7½ | 4¼ | Intemco Group 5p | 6¼ | +¼ | — | — | — | — |
| 135 | 65 | INSTEM 10p | 100 | — | 2.5 | 3.9 | 3.3 | 10.3 |
| 129 | [illegible] | Intnl Colour | 119 | — | L1.0 | 6.6 | 1.1 | 16.1 |
| 125 | 112 | Jeeread? | 117 | — | 5.0 | — | 3.8 | — |
| 61 | 31 | Johnson Electric | 44 | — | Q20c | 2.0 | 3.6 | 13.7 |
| 272 | 230 | Jones Stroud | 235 | — | 6.0 | 3.6 | 3.4 | 10.4 |
| 325 | 240 | Kewill Systems | 315 | -3 | 3.0 | — | 1.3 | — |
| 58 | 42 | Klark-Teknik 5p | 50 | — | 1.3 | 3.0 | 3.9 | 11.4 |
| 215 | 130 | Kode Int | 209 | — | 0.9 | 0.5 | 6.7 | 32.0 |
| 97 | 56 | LPA Industries 10p | 79 | — | t2.75 | 2.1 | 4.7 | 13.8 |
| 153 | [illegible] | Lamont? & Loeshen | 152 | — | 2.5 | ♦ | 1.8 | ♦ |
| 325 | 293 | Lec Refrigeration | 297 | — | 6.5 | 3.4 | 6.6 | 6.0 |
| 23 | 14 | Lexington? Cpr | 14 | — | Q0.25c | — | 1.1 | — |
| [illegible] | [illegible] | [illegible] | 75 | — | 1.6 | 2.8 | 2.8 | 16.5 |
| [illegible] | [illegible] | [illegible] | 332 | — | t6.2 | 1.7 | 0.9 | 18.3 |
| [illegible] | [illegible] | [illegible] | 168 | — | t2.7 | 4.3 | 2.1 | 14.6 |
| [illegible] | [illegible] | MICE? Group | — | — | — | — | — | — |
| [illegible] | [illegible] | Maxtek? Sec 5p | 71 | — | 1.7 | 6.3 | 1.4 | 14.5 |
| [illegible] | [illegible] | [illegible] | [illegible] | — | 2.1 | 4.4 | 3.4 | 8.3 |
| [illegible] | [illegible] | [illegible] | [illegible] | — | 5.2 | 2.0 | 2.0 | 12.3 |
| [illegible] | [illegible] | [illegible] | [illegible] | — | 4.9 | 3.9 | 1.5 | 23.0 |
| [illegible] | [illegible] | [illegible] | [illegible] | — | 13.38 | 4.3 | 1.0 | 32.5 |
| [illegible] | [illegible] | [illegible] | [illegible] | +2 | 6.5 | 2.5 | 3.6 | 14.2 |
| [illegible] | [illegible] | [illegible] | [illegible] | — | 1.75 | 2.9 | 2.0 | 29.5 |
| [illegible] | [illegible] | [illegible] | [illegible] | — | 2.25 | 3.4 | 2.1 | 13.7 |
| [illegible] | [illegible] | [illegible] | 875 | -16 | Q18% | 1.4 | 0.5 | — |
| [illegible] | [illegible] | Nat. Semiconductor | — | — | 4.5 | 0.9 | 3.3 | 11.3 |
| [illegible] | [illegible] | [illegible] | [illegible] | — | [illegible] | [illegible] | [illegible] | 12.9 |
| [illegible] | [illegible] | [illegible] | [illegible] | — | [illegible] | [illegible] | [illegible] | 6.7 |
| [illegible] | [illegible] | [illegible] | [illegible] | — | 3.4 | 1.5 | 20.4 | — |
| [illegible] | [illegible] | [illegible] | [illegible] | — | 7.4 | — | 19.2 | 8.0 |
| [illegible] | [illegible] | [illegible] | [illegible] | — | — | — | 10.3 | 16.3 |
| [illegible] | [illegible] | [illegible] | [illegible] | — | — | — | 8.3 | 9.0 |
| [illegible] | [illegible] | [illegible] | [illegible] | — | — | — | 71.4 | 36.3 |
| [illegible] | [illegible] | Thorn EMI? | 755 | -15 | — | — | 12.0 | — |
| [illegible] | [illegible] | [illegible] | [illegible] | — | 7.4 | 6.6 | 15.7 | 15.0 |
| [illegible] | [illegible] | [illegible] | [illegible] | — | 7.4 | 6.6 | 15.4 | 14.4 |
| [illegible] | [illegible] | [illegible] | [illegible] | — | 3.2 | 14.4 | 21.0 | — |
| [illegible] | [illegible] | [illegible] | [illegible] | — | 0.9 | — | 12.9 | — |
| [illegible] | [illegible] | [illegible] | [illegible] | — | 2.8 | — | 9.9 | — |
| [illegible] | [illegible] | [illegible] | [illegible] | — | 10.0 | — | 10.6 | — |
| [illegible] | [illegible] | [illegible] | [illegible] | — | 9.2 | — | 12.3 | — |
| [illegible] | [illegible] | [illegible] | [illegible] | — | [illegible] | — | 30.4 | — |
| [illegible] | [illegible] | [illegible] | [illegible] | — | 27.9 | d2.2 | 4.8 | 11.7 |
| [illegible] | [illegible] | [illegible] | [illegible] | — | 12.8 | — | 55.7 | 12.7 |
| [illegible] | [illegible] | [illegible] | [illegible] | — | 13.4 | — | 15.9 | — |
| [illegible] | [illegible] | [illegible] | [illegible] | — | 5.7 | 3.5 | 2.9 | 15.4 |
| [illegible] | [illegible] | [illegible] | [illegible] | — | 12.85 | 2.6 | 3.2 | 14.4 |

## ENGINEERING

| 1989 High | Low | Stock | Price | + or – | Div Net | C'vr | Y'ld Gr's | P/E |
|---|---|---|---|---|---|---|---|---|
| 159 | 130 | APV 10p | 148 | — | 4.6 | 2.0 | 4.4 | 13.9 |
| 283 | 189 | ASW Hldgs. 5p | 267 | -1 | s4.5 | 3.9 | 2.3 | 7.3 |
| 84 | 52 | AT Trust 30p | 56 | +2 | — | — | — | — |
| 186 | 155 | Adwest Group | 184 | — | h5.88 | 2.4 | 4.2 | 12.6 |
| 91 | 80 | Aerospace Eng | 86 | — | h2.6 | 2.3 | 4.0 | 14.2 |
| 6¼ | 3¼ | Airship Inds | 4 | — | — | — | — | — |
| *162 | 125 | Ash & Lacy 5p | 158 | — | h6.0 | 2.2 | 5.1 | 12.0 |
| 410 | 268 | Atlas Con Eqi 5p | 410 | — | 10.0 | 2.6 | 3.3 | 15.5 |
| 489 | 353 | BM Group 10p | 482 | — | 13.0 | 7.5 | 0.8 | 20.0 |
| 17 | 13 | Bailey (C. H.) | 13 | — | — | — | — | — |
| 245 | 180 | Beauford 10p | 225 | — | 4.6 | 3.1 | 2.7 | 15.7 |
| *193 | 155 | Birmingham Mint | 159 | — | 17.5 | 2.5 | 6.3 | 8.6 |
| 61 | 43½ | Blackwood Hodge | 59½ | -½ | 1.5 | 3.7 | 3.4 | 8.7 |
| 134 | 94 | Booth Industries | 114 | -2 | 2.2 | ♦ | 2.5 | ♦ |
| 86 | 57 | Brasway 10p | 76 | +1 | h1.02 | 4.3 | 1.8 | 17.9 |
| 15½ | 8 | Bristol Ch Ship10p | 13½ | +¼ | — | — | — | 22.9 |
| 153 | 101 | Brockhouse Inds 5p | 150 | — | 2.75 | ♦ | 2.4 | ♦ |
| 38 | 32½ | Brooke Tool 5p | 38 | — | 1.8 | 2.0 | 6.3 | 10.4 |
| 199 | 138 | Bullough 20p | 197 | +1 | h5.67 | 2.6 | 3.8 | 13.3 |
| 56 | 42 | C.I. 10p | 51½ | +½ | 1.8 | 2.8 | 4.7 | 9.5 |
| 303 | 193 | Carelord Eng | 307 | -1 | 15.0 | 3.2 | 2.2 | 19.5 |
| 165 | 149 | Carclo Eng. 5p | 150 | — | 14.7 | 2.7 | 4.2 | 11.2 |
| 242 | 192 | Castings 10p | 227 | — | 6.1 | ♦ | 3.6 | ♦ |
| 15 | 8 | Cauldon Group 5p | 13 | -½ | — | — | — | 27.0 |
| 320 | 218 | Chamberlin & Hill | 310 | — | 9.0 | ♦ | 3.9 | ♦ |
| 706 | 658 | Chemring Group 5p | 706 | +3 | 21.5 | 3.4 | 4.1 | 9.7 |
| 135 | 125 | Do. Cnv. Rd Pf 5p | 130 | — | 6.0 | ♦ | 6.2 | — |
| 245 | 207 | Clayton Son 50p | 240 | +2 | 10.5 | ♦ | 5.8 | ♦ |
| 1275 | 875 | Cohen (A) 20p | 1180 | — | 21.0 | ♦ | 2.5 | ♦ |
| *314 | 222 | Concentric 10p | 314 | — | F9.36 | 2.5 | 4.0 | 16.4 |
| 310 | 207 | Cook (Wm.) 20p | 307 | — | N12.0 | ♦ | 5.3 | ♦ |
| 173 | 136 | Cooper (Fr) 10p | 138 | — | 3.25 | 4.1 | 3.1 | 10.3 |
| 95 | 64 | Cronite Group | 90 | — | F4.0 | 2.7 | 5.9 | 8.3 |
| 248 | 129 | Davies & Met. 10p | 228 | — | 3.42 | 5.0 | 2.0 | 12.0 |
| 257 | 171 | Davy Corp | 256 | +2 | 8.5 | ♦ | 4.5 | ♦ |
| 351 | 264 | Delta | 325 | — | 11.2 | 2.9 | 4.6 | 10.0 |
| 342 | 260 | Desoutter Bros | 337 | +3 | 11.0 | 3.0 | 4.4 | 10.3 |
| 49 | 40 | Downiebrae 10p | 44 | -3 | — | — | — | 92.1 |
| *70 | 43 | Eadie | 65 | — | g2.0 | 1.3 | 4.1 | 23.0 |
| 380 | 295 | Eobro | 340 | — | 11.0 | ♦ | 4.3 | ♦ |
| *121 | 95 | Elliott (B.) | 113 | — | 3.6 | 2.4 | 4.2 | 11.4 |
| 248 | 142 | Fairey Group 5p | 238 | -3 | W5.9 | 3.0 | 3.1 | 13.6 |
| *74 | 64 | Fife Indmar | 73 | — | g3.75 | 0.8 | 6.8 | 25.4 |
| 133 | 109 | Firth (G.M.) 10p | 123 | -5 | m1.9 | 5.2 | 2.1 | 12.4 |
| 68 | 45 | Folkes n/v 5p | 64 | +1 | 1.77 | 2.7 | 3.7 | 12.1 |
| 142 | 111 | GEI Intnl. 20p | 140 | — | 6.54 | ♦ | 6.4 | ♦ |
| 411 | 291½ | GKN £1 | 402 | -2 | 17.0 | 2.2 | 5.6 | (8.9) |
| 227 | 173 | Garton Eng 10p | 220 | -1 | 6.25 | 3.4 | 3.8 | 10.3 |
| 339 | 262 | Glynwed Int. | 293 | +1 | 9.7 | 2.6 | 4.4 | 10.6 |
| 79 | 45 | Habit Precision 5p | 76 | — | 40.3 | — | 1.4 | — |
| *234 | 175 | Hadev Mac 20p | 234 | — | 5.0 | 2.6 | 2.6 | 15.7 |
| 550 | 382 | Hall Eng. 50p | 548 | — | 14.6 | 2.9 | 3.6 | 12.2 |
| 753 | 538 | Hawker Siddeley | 718 | -9 | 22.5 | 2.2 | 4.2 | 13.4 |
| 140 | 125 | Heath (Samuel) 10p | 135 | — | 4.3 | 2.8 | 4.2 | 11.4 |
| 291 | 175 | Hill & Smith | 290 | -1 | h4.17 | 4.3 | 1.9 | 16.0 |
| 36 | 19 | Hotson 5p | 24 | — | 0.75 | ♦ | 4.3 | ♦ |
| 108 | 60 | Hopkinsons | 79 | -1 | 3.33 | 1.5 | 5.6 | 21.2 |
| *164 | 125 | Howden Group | 154 | — | rg3.85 | 1.8 | 3.3 | 20.4 |
| 247 | 181 | IMI | 232 | +3 | 8.15 | 2.6 | 4.7 | 10.5 |
| 57½ | 41 | Jobsen & Firth 10p | 56½ | -½ | 12.0 | 1.7 | 4.7 | 15.8 |
| 177 | 110 | Jones & Shipman | 155 | -1 | 4.5 | 1.3 | 3.9 | 24.0 |
| 281 | 199 | Laird Group | 266 | -3 | 8.7 | 1.9 | 4.4 | 14.1 |
| 173 | 151 | Lee (Arthur) 12½p | 157 | +1 | t4.25 | 3.2 | 3.6 | 11.5 |
| 160 | 125 | Linread | 158 | — | 4.75 | 3.1 | 4.1 | 10.6 |
| 38 | 33 | Locker (T) 5p | 35 | — | 1.43 | 2.0 | 5.4 | 11.6 |
| 31 | 25 | Do. 'A' 5p | 28 | — | 1.43 | 2.0 | 6.8 | 9.3 |
| *135 | 104 | MS Hldgs 5p | 135 | +2 | 2.85 | ♦ | 2.9 | ♦ |
| 151 | 115 | MS Internl 10p | 150 | — | 3.96 | ♦ | 3.6 | ♦ |
| 290 | 251 | Manganese Bronze | 288 | — | 16.0 | 3.9 | 2.8 | 12.1 |
| 343 | 273 | McKechnie | 304 | +1 | h14.45 | 2.1 | 6.3 | 10.4 |
| 133 | 89 | Meggitt 5p | 124 | — | 2.75 | 3.9 | 3.0 | 13.6 |
| *93 | 72 | Metalrax 5p | 92 | — | h3.16 | 2.4 | 4.6 | 11.9 |
| 267 | 196 | Mollins | 197 | — | 49.6 | 0.8 | 6.5 | 28.6 |
| 125 | 95 | Morris Ashby 10p | 118 | — | 13.38 | 2.6 | 3.8 | 10.5 |
| 69 | 43 | Neepsend | 61 | -1 | 1.0 | 3.9 | 2.2 | 14.2 |
| 276 | 191 | Neill (James) | 289 | — | 8.5 | 1.8 | 5.4 | (22.2) |
| 117 | 83 | Peerscreen Intl 10p | 111 | +4 | 4.2 | ♦ | 5.0 | ♦ |
| 24½ | 21½ | Priest (Ben) 5p | 23½ | — | 10.6 | 2.8 | 3.4 | 10.9 |
| 233 | 195 | Ransomes Sims | 216 | -2 | h5.9 | 2.7 | 3.4 | 14.1 |
| 98½ | 76½ | Renold | 97 | -1 | 2.8 | ♦ | 3.9 | ♦ |
| 158 | 120 | Richards Group 10p | 133 | — | 1.5 | 1.8 | 1.5 | 49.7 |
| *74 | 49 | Ricardo Restpartz | 68 | — | g2.0 | 2.7 | 3.8 | 12.9 |
| 499 | 373 | Robinson (Thos.) | 484 | -1 | 12.0 | 3.8 | 3.3 | 10.1 |
| 199½ | 131½ | Rolls-Royce 20p | 198½ | +2½ | 6.3 | 2.8 | 4.2 | 9.2 |
| 188 | 143 | Ross Catherall 10p | 173 | — | R4.45 | 2.9 | 3.4 | 13.3 |
| 172 | 138 | Rotork 10p | 168 | — | 7.25 | 1.4 | 5.8 | 15.5 |
| £15¼ | 864 | SKF AB Sk12½ | £15 | — | Q28% | 3.3 | 2.2 | 13.5 |
| 62 | 42 | Saville Gordon 10p | 59 | — | 11.6 | 2.6 | 3.6 | 10.4 |
| *72½ | 25 | Senior Eng's 10p | 66 | +½ | g2.0 | 2.6 | 5.3 | 11.1 |
| 408 | 284 | Simon Eng'g | 392 | +2 | 13.2 | 2.2 | 4.8 | 11.9 |
| 142 | 107 | 600 Group | 137 | +1 | 4.0 | 2.1 | 3.9 | 18.7 |
| 247 | 186 | Spirax-Sarco | 237 | +1 | 7.5 | 2.1 | 4.2 | 12.7 |
| 306 | 172 | Staveley Inds | 282 | — | 6.8 | ♦ | 4.5 | ♦ |
| *308 | 158 | TACE 10p | 286 | +3 | 11.0 | 1.5 | 5.1 | 17.1 |
| 476 | 365 | TI Group 50p | 468 | +8 | 13.5 | 2.2 | 3.9 | 13.1 |
| *226 | 156 | Telfos 20p | 218 | -2 | g8.0 | 1.8 | 4.9 | 15.3 |
| 193 | 159 | Tex Hldgs 10p | 192 | — | 7.0 | 2.0 | 4.9 | 13.2 |
| 180 | 163 | Thomson (G.W.) 5p | 177 | — | 4.25 | 3.1 | 3.2 | 13.4 |
| 1717 | 1147 | Thyssen Dm10 | 1680 | -29 | Q15% | ♦ | 2.8 | ♦ |
| 200 | 154 | Triplex Lloyd | 172 | — | F5.5 | 2.7 | 4.3 | 11.5 |
| 71 | 47 | Utd Industries 10p | 61 | — | 2.1 | 2.6 | 5.1 | 9.1 |
| 525 | 399 | VSEL Consortium £1 | 493 | — | 12.0 | 4.4 | 3.3 | 8.9 |
| 37 | 25½ | Verson Intl 10p | 33 | — | 0.57 | 2.7 | 2.1 | 18.3 |
| 221 | 157 | Vickers 50p | 219 | -3 | 7.5 | 2.0 | 4.8 | 12.7 |
| 377 | 253 | Victaulic | 362 | — | 8.5 | 2.9 | 3.1 | 14.0 |
| 267 | 198 | Vosper Thornycroft | 260 | +1 | 8.5 | ♦ | 4.4 | ♦ |
| 77 | 60 | WB Industries 10p | 71 | +1 | — | — | — | — |
| 391 | 321 | Wagon Industl £1 | 382 | +4 | 12.0 | 2.3 | 4.2 | 13.7 |
| 316 | 224 | Weir Group | 288 | — | 7.0 | 2.8 | 3.3 | 13.0 |
| 54 | 41½ | Wellman 5p | 45 | -½ | 1.0 | ♦ | 3.0 | ♦ |
| 153 | 125 | Westland 2½p | 134 | — | 3.5 | 3.7 | 3.5 | 8.8 |
| 153 | 125 | Whessoe | 151 | — | 3.5 | 3.5 | 3.1 | 8.6 |
| *144 | 81 | Whitby? 25p | 144 | +8 | 3.6 | 3.1 | 1.7 | 23.6 |
| 238 | 141 | Wood (S.W.) 20p | 226 | — | 12.0 | 7.9 | 1.2 | 13.5 |

## FOOD, GROCERIES, ETC

| High | Low | Stock | Price | + or – | Div Net | C'vr | Y'ld Gr's | P/E |
|---|---|---|---|---|---|---|---|---|
| 184 | 130 | ASDA Group | 183 | +2 | t4.1 | 3.2 | 3.0 | 13.7 |
| 245 | 181 | Acatos & Hutch'n 50p | 215 | -5 | 9.0 | 2.7 | 5.6 | 8.8 |
| 47 | 32 | Alpine Group 10p | 33 | -1 | — | — | — | — |
| 96 | 66 | American Dist. 5p | 96 | +1 | 2.25 | 3.3 | 3.1 | 8.7 |
| 235 | 161 | Appleby Wood Grp 25p | 222 | — | 6.5 | ♦ | 3.9 | ♦ |
| 175 | 100 | Appletree Hldgs. 10p | 175 | — | 3.75 | 1.5 | 4.2 | 20.4 |
| 230 | 164 | Argyll Group | 215 | -1 | 6.2 | 2.5 | 4.0 | 13.0 |
| *79 | 66 | Ashley Grp. 5p | 74 | — | 20.5 | 5.5 | 0.9 | 24.4 |
| 384 | 303 | Ass. Brit. Foods 5p | 372 | -1 | 9.3 | 3.5 | 3.4 | 10.2 |
| 185 | 160 | Ass. Fisheries | 171 | — | a4.8 | ♦ | 3.7 | ♦ |
| £68¼ | £56¼ | BSN Fr 10 | £66¼ | -1¼ | Q150% | ♦ | 2.1 | ♦ |
| 198 | 167 | Banks (Sidney C.) | 172 | — | 7.0 | 3.1 | 5.4 | 7.9 |
| 743 | 623 | Barr (A.G.) | 635 | — | 13.0 | 3.1 | 2.7 | 15.6 |
| 110 | 98 | Batleys 10p | 103 | — | 2.4 | 2.7 | 3.0 | 15.1 |
| 129 | 80 | Bensons Crisps 10p | 128 | — | 1.75 | 5.0 | 1.8 | 14.8 |
| 170½ | 147 | Berisford Intl 10p | 159 | -1 | 6.2 | 2.0 | 5.2 | 12.5 |
| 70 | 22 | Bio-Isolates 10p | 45 | — | — | — | — | — |
| *472 | 375 | Booker | 455 | -4 | 18.0 | 1.8 | 5.3 | 12.7 |
| 54 | 37 | Borthwicks 10p | 41 | — | 1.0 | 1.2 | 3.3 | (32.0) |
| 255 | 210 | Brake Bros 10p | 253 | -2 | 3.4 | 4.1 | 1.8 | 18.0 |
| 12½ | 8½ | Brewmaker 1p | 11 | — | — | — | — | 25.4 |
| 169 | 105 | Budgens 10p | 117 | — | 24.0 | — | 4.6 | — |
| 378 | 328 | Cadbury Schweppes | 349 | — | 9.2 | 2.0 | 3.3 | 18.5 |
| 217 | 180 | Carr's Milling | 203 | +6 | 7.5 | 2.8 | 4.9 | 9.7 |
| 174 | 136 | Chambers & Fargus | 147 | — | 4.0 | 2.4 | 2.7 | 14.5 |
| 560 | 515 | Clifford Foods | 560 | — | 10.0 | 2.5 | 2.4 | 22.0 |
| 283 | 226 | Do. 'A' N-V | 283 | — | 10.0 | 2.5 | 4.7 | 11.3 |
| 86 | 76 | Craigwick (MH) 10p | 84 | +1 | 5.55 | ♦ | 9.0 | ♦ |
| *59½ | 43 | Cullen's Hldgs 10p | 51 | +1 | — | — | — | — |
| 60½ | 42 | Dairy Farm Intl 25c | 53 | +½ | Q2.5 | 9.5 | 0.4 | 26.8 |
| 121 | 85 | Dalepak Foods 5p | 118 | — | 2.7 | 2.3 | 3.1 | 17.9 |
| 387 | 302 | Dalgety £1 | 356 | -4 | t15.0 | 1.8 | 5.6 | 11.7 |
| 85 | 65 | Daniels (S) 5p | 76 | +3 | 2.5 | 3.7 | 4.4 | 7.6 |
| 113 | 43 | England (J.) 5p | 94 | — | — | — | — | — |
| 178 | 125 | Express? Food 10p | 158 | — | 5.5 | 3.1 | 5.3 | 8.0 |
| 140 | 111 | Fitch? Lovell 10p | 138 | — | t.5 | 3.1 | 3.3 | 12.8 |
| 145 | 131 | Fiv? Foods 10p | 145 | — | 4.75 | 2.5 | 4.4 | 11.0 |
| 110 | 83 | Fisher (A.) 5p | 109 | — | 3.0 | 3.4 | 3.6 | 10.3 |
| *294 | 259 | Fitch Lovell 20p | 277 | -1 | 12.0 | 1.6 | 5.8 | 13.6 |
| 310 | 192 | Food Inds. | 310 | — | 11.0 | — | 4.7 | — |
| 270 | 157 | Gateway Corp 5p | 236 | -1 | F9.5 | 1.7 | 5.4 | 15.6 |
| 286 | 240 | Greggs? 5p | 267 | -1 | 5.75 | 3.6 | 2.9 | 13.1 |
| *32 | 15 | Global Grp. 10p | 25 | -5 | g1.75 | 2.1 | 9.3 | 13.6 |
| 121 | 87 | Goodhead? Fd 5p | 109 | -2 | Q11c | 1.9 | 4.9 | 10.9 |
| 495 | 400 | Greggs 20p | 495 | — | 10.13 | 3.3 | 2.7 | 14.9 |
| 263 | 209 | Hazlewood 10p | 247 | -1 | 4.0 | 3.9 | 2.2 | 14.7 |
| 301 | 234 | Hillsdown Hldgs 10p | 271 | +1 | 6.0 | 3.8 | 3.0 | 10.2 |
| 52 | 40½ | Hughes Food 5p | 41 | — | 1.5 | 3.2 | 4.9 | 8.0 |
| *176 | 137 | Hunter Saphir | 149 | -1 | 5.05 | 2.7 | 4.5 | 10.7 |
| 395 | 280 | Iceland Frozen 10p | 331 | -1 | 5.25 | 3.7 | 2.1 | 15.5 |
| 23 | 18 | Ind? Hldgs 1p | 21½ | — | 0.41 | 1.7 | 3.7 | 18.6 |
| 368 | 262 | Jacob (W.&R.) | 331 | — | Q37% | 1.9 | 3.3 | 24.1 |
| 493 | 374 | Kwik Save 10p | 485 | — | 7.8 | 3.3 | 2.1 | 17.9 |
| *140 | 105 | Lees (John J.) 10p | 122 | — | g1.88 | 3.3 | 2.0 | 20.1 |
| 290 | 238 | Low (Wm.) 20p | 266 | -1 | F6.5 | 3.0 | 3.3 | 14.9 |
| 159 | 86 | Mars Cash & Carry | 150 | — | 4.4 | 3.2 | 3.9 | 15.8 |
| 87 | 61 | Matthews (B.) | 68 | — | 2.5 | 2.1 | 4.9 | 12.8 |
| 475 | 333 | Meat Trade Sup | 432 | — | 17.8 | 0.7 | — | — |
| *166 | 112 | Morrison (W) 10p | 144 | — | b1.15 | 7.7 | 1.0 | 18.0 |
| 109 | 87 | Do. 5½pc Cm Rd Cu Pf | 107 | — | 5.25 | — | 6.5 | — |
| 235 | 230 | Nichols (J.) | 258 | — | 8.6 | 2.4 | 4.6 | 12.4 |
| 248 | 200 | Norfolk (R2C) | 215 | -5 | 4.8 | 2.1 | 6.2 | 9.9 |
| 70 | 52½ | Normans Group 10p | 61 | — | 2.2 | — | — | — |
| 328 | 277 | Northern Foods | 321 | -2 | 11.25 | 2.3 | 4.8 | 11.5 |
| 83 | 68 | Nurdin? & Pk 5p | 71 | — | 2.0 | 2.3 | 3.8 | 11.7 |
| 178 | 97 | Nurd'n P'k 10p | 166 | — | 4.0 | 2.7 | 3.2 | 15.5 |
| 191 | 164 | Park Food 10p | 182 | — | t5.3 | 2.5 | 3.9 | 13.7 |
| *103 | 73 | Perkins Foods | 96 | +3 | 2.0 | 2.1 | 2.8 | 20.0 |
| 68 | 56 | Ptarmigan 12½p | 58 | +2 | 2.25 | — | — | — |
| 463 | 341 | RHM | 459 | -1 | 12.74 | 2.4 | 3.7 | 16.4 |
| *62 | 43 | Regina Health 2p | 58 | — | 0.5 | 5.5 | 1.1 | 19.5 |
| 259 | 198 | Sainsbury (J.) | 255 | -4 | 5.05 | 3.3 | 2.6 | 16.3 |
| 167 | 133 | Salvesen (Christian) | 165 | -3 | 4.8 | 2.4 | 4.4 | 12.1 |
| *345 | 238 | Sears Food Grp 5p | 248 | -2 | 6.9 | 2.4 | 3.2 | 15.0 |
| 83 | 7 | Sutherland Hldgs | 79 | — | 1.1 | 3.1 | 1.6 | 21.4 |
| 266 | 203 | Tate & Lyle | 244 | -2 | t7.38 | 2.1 | 3.8 | 10.3 |
| 130 | 105 | Do. 7.25pc Cv Rd Pf | 129½ | -1½ | 7.25 | — | 7.7 | — |
| 220 | 81 | Tavener? 20p | 188 | -10 | 1.25 | 4.3 | 0.9 | 26.7 |
| 193 | 131½ | Tesco 5p | 188 | +1 | 3.5 | 3.5 | 2.5 | 15.7 |
| 159 | 131 | Thornton? 10p | 144 | — | t12.3 | 3.2 | 1.9 | 16.8 |
| 391 | 328 | Unigate | 377 | -1 | 13.9 | 2.9 | 4.9 | 13.2 |
| 363 | 285 | United Biscuits | 365 | +6 | 12.5 | 2.1 | 4.6 | 13.5 |
| 138 | 33 | Usr? Wrrnts | 137 | +1 | — | — | — | — |
| 93 | 61 | Warder? Wholesalers 3p | 93 | — | Q30.4% | — | 2.7 | — |
| 225 | 190 | Watson & Philip 10p | 220 | — | 9.4 | 1.5 | 6.0 | 14.9 |
| £26½ | £21½ | Wessanen (Kon) Df 5 | £26½ | — | Q45.5% | 2.5 | 2.6 | — |

## HOTELS AND CATERERS

| High | Low | Stock | Price | + or – | Div Net | C'vr | Y'ld Gr's | P/E |
|---|---|---|---|---|---|---|---|---|
| 62 | 51 | Aberdeen Stk 5p | 55 | — | 1.5 | 3.4 | 3.6 | 13.9 |
| 74 | 48 | Allied Rests 5p | 59 | -7 | 1.5 | 3.4 | 3.4 | 10.4 |
| 55 | 47 | BelHaven | 44½ | -½ | 1.1 | 2.7 | 3.3 | 16.7 |
| *292 | 256 | Friendly Hotels 10p | 286 | — | 2.4 | 6.1 | 1.1 | 12.6 |
| 76 | 61 | Harvey? Leisure 10p | 65 | +1 | 0.14 | 4.6 | 2.4 | 78.3 |
| 272 | 230 | Kennedy? Enterprises 5p | 265 | — | Q45% | 3.4 | 2.5 | 38.0 |
| 152 | 100 | Lorimar? Hotel | 152 | +4 | 4.0 | 2.9 | 3.3 | 23.6 |
| 636 | 424 | Ladbroke 10p | 580 | -1 | 16.31 | 2.5 | 3.6 | 14.5 |
| 31 | 31 | Lodge? Grant? Int | 31 | — | 0.34 | — | 1.5 | 3.0 |
| *100 | 75½ | Mt. Charlotte 10p | 92 | — | b1.11 | 4.0 | 1.6 | 19.0 |
| 39½ | 33 | Norfolk Capital 5p | 35½ | -½ | 0.54 | 1.8 | 2.0 | 13.5 |
| *112 | 81 | Queens Moat 5p | 107 | -1 | t2.85 | 3.1 | 3.6 | 15.4 |
| 250 | 180 | Do. 7pc Pf £1 | 235 | +2 | 7% | — | 3.9 | — |
| 24 | 16½ | Resort Hotels 10p | 19½ | -1½ | 0.42 | 2.1 | 2.9 | 19.9 |
| 61 | 33 | Ryan Hotels Ir 5p | 36 | — | 0.3% | 1.2 | 3.1 | 15.1 |
| 983 | 800 | Savoy 'A' 10p | 875 | — | 5.5 | 4.5 | 0.8 | 32.9 |
| 115 | 92 | Stakis 10p | 104 | — | t1.95 | 3.1 | 2.5 | 14.9 |
| 334 | 242 | Trusthouse Forte | 329 | -4 | 8.4 | 1.9 | 3.4 | 17.7 |

## INDUSTRIALS (Miscel.)

| High | Low | Stock | Price | + or – | Div Net | C'vr | Y'ld Gr's | P/E |
|---|---|---|---|---|---|---|---|---|
| 203 | 173 | AAF Ins 7½p | 179 | -2 | 6.5 | 1.6 | 5.0 | 15.0 |
| 415 | 275 | AAH | 397 | +6 | t10.22 | 2.5 | 3.4 | 14.0 |
| 186 | 116 | ADT $0.01 | 183 | -1 | Q15c | 2.7 | 4.8 | 7.7 |
| £26¼ | £18 | AGA AB K25 | £24¼ | — | Q26% | 1.8 | 2.8 | 21.3 |
| 453 | 263 | Ahh? 10p | 433 | -2 | 7.5 | 3.4 | 2.3 | 16.9 |
| 409 | 242 | AMI Health 20p | 381 | — | 15.0 | 3.3 | 1.7 | 23.4 |
| 150 | 114½ | ASD | 139 | -3 | 3.0 | 5.0 | 3.0 | 9.0 |
| 115 | 103 | Do. 8p Cm Pf | 115 | — | 8.0 | — | 9.3 | — |
| 130 | 98 | Acsemon? Brs 10p | 98 | -1 | 5.75 | 2.0 | 7.8 | 7.5 |
| 201 | 138 | Advance Serv? 10p | 187 | — | 2.7 | 5.9 | 1.9 | 13.1 |
| 51 | 17 | Aberfoyle Hldgs 6p | 47½ | -½ | — | — | — | 27.5 |
| 175 | 125 | Airsprung 10p | 135 | — | 5.5 | 3.5 | 5.8 | 7.1 |
| 134 | 117 | Alexander H. 10p | 130 | — | 5.0 | 2.8 | 5.1 | 9.1 |
| 295 | 155 | Alexon? & Kinnear? | 204 | +2 | 3.9 | 3.5 | 2.5 | 15.4 |
| £60½ | £41 | Alfa-Laval AB Sk50 | £60⅛ | -⅛ | Q31% | 3.8 | 2.5 | 16.6 |
| 79 | 62 | Allied Part. 5c | 72 | — | 1.75 | 5.0 | 3.2 | 13.5 |
| 275 | 229 | Albronic? | 242 | — | 7.65 | 2.7 | 4.2 | 11.7 |
| 435 | 360 | Amber Ind. 10p | 425 | -5 | 13.5 | 2.4 | 4.3 | 12.0 |
| 71 | 58 | Amberley Group 2½p | 58 | — | b1.9 | ♦ | 3.4 | ♦ |
| 161 | 106 | Amer Bus Syst 5p | 161 | — | 2.0 | ♦ | 1.6 | ♦ |
| *£24 | £20 | Amer Group Free A | £24¼ | +⅛ | Q35% | ♦ | 5.2 | ♦ |
| 320 | 151 | Antler 5p | 318 | +1 | 6.0 | 3.4 | 2.5 | 18.7 |
| 89 | 65 | Apollo Metals 10p | 89 | — | R2.0 | 2.9 | 3.0 | 15.3 |
| 31 | 24½ | Aquila Hldgs Pnts 3p | 27 | -½ | 0.45 | ♦ | 2.2 | ♦ |

## INDUSTRIALS (Miscel.) – Contd

| 1989 High | Low | Stock | Price | + or – | Div Net | C'vr | Y'ld Gr's | P/E |
|---|---|---|---|---|---|---|---|---|
| *128 | 103 | Arley | 118 | — | 3.3 | ♦ | 3.7 | ♦ |
| 67½ | 54 | Armour Trust 10p | 59½ | — | t0.91 | 5.6 | 2.0 | 11.7 |
| 192 | 155 | Assoc Brit Cnslts 20p | 199 | — | R5.25 | 2.7 | 3.7 | 11.8 |
| 8¼ | 3¼ | Assoc Br. Eng. 1p | 5¼ | -¼ | 0.03 | 0.4 | 0.7 | — |
| 330 | 190 | Do. 8pcCumCnRdPf | 298 | — | 8% | — | 3.7 | — |
| 600 | 445½ | Assoc Brit Ports | 598 | +5 | 10.0 | 3.8 | 2.2 | 15.7 |
| 64 | 46 | Assoc. Energy 5p | 46 | — | — | — | — | — |
| 153 | 136 | Assoc. Retail Serv 10p | 151 | — | b2.0 | 3.1 | 1.8 | 19.3 |
| £30¼ | £18 | Astra AB B Sk12½ | £30¼ | — | Q20% | ♦ | 0.8 | ♦ |
| 133 | 90 | Aukett Assocs. 5p | 133 | +3 | W3.0 | 2.9 | 3.0 | 14.4 |
| 433 | 314 | Avis Europe | 414 | — | 11.0 | 2.5 | 3.5 | 14.1 |
| 663 | 571 | Avon Rubber £1 | 587 | -4 | 1614.0 | 3.8 | 3.3 | 10.2 |
| 398 | 264 | BAA | 344 | +5 | 9.0 | 3.0 | 3.5 | 12.6 |
| 210½ | 155 | BBA Group | 196½ | +½ | 6.45 | 2.4 | 4.4 | 10.5 |
| 127 | 98 | Do 6 7pc Cn Rd Cr Pf | 115 | — | 6½% | — | 7.8 | — |
| 297 | 222 | BET | 293 | +8 | 11.5 | ♦ | 5.2 | ♦ |
| 45 | 24 | BIMEC Industries 5p | 45 | +1 | — | — | — | — |
| *124 | 92 | BLP Group 10p | 104 | — | 3.6 | 2.6 | 4.7 | 10.7 |
| 515 | 426 | BOC Group | 509 | +12 | 116.6 | 2.3 | 4.3 | 11.4 |
| 104½ | 55 | BSC Int. 10p | 72 | — | 3.0 | 2.5 | 5.6 | 9.5 |
| 485 | 391 | BSS Group 20p | 476 | +1 | 15.0 | ♦ | 4.3 | ♦ |
| 414 | 294 | BTR | 394 | +6 | 12.0 | 1.9 | 4.1 | 14.7 |
| 173 | 75 | BTR Wrrnts | 165 | +5 | — | — | — | — |
| *248 | 196 | BTR Nylex A$0.50 | 246 | -2 | b015c | 4.4 | 2.9 | 7.7 |
| 256 | 205 | Baird (Wm) 50p | 240 | — | 7.55 | 3.3 | 4.2 | 9.3 |
| 210 | 149 | Barton Grp 10p | 208 | — | G3.25 | ♦ | 2.2 | ♦ |
| 76 | 47 | Barcrey | 68 | -1 | 0.75 | 4.9 | 1.5 | 18.5 |
| 60 | 35 | Barlo Group Ir10p | 58 | -2 | s0.9% | 2.8 | 11.3 | 6.2 |
| 263 | 168 | Barrett (Henry) 10p | 254 | — | 13.4 | 3.5 | 1.8 | 18.4 |
| 256 | 191 | Barry Wehmiller 5p | 259 | +1 | 14.5 | 3.0 | 2.3 | 13.7 |
| £14⅛ | £9½ | Baxter Int'l Inc. US$1 | £14 | — | G56c | — | 2.8 | — |
| 39 | 24 | Bayoes (Charles) 10p | 35 | — | 0.5 | 3.6 | 1.9 | 19.1 |
| *14 | 5 | Bear Brand 5p | 13½ | -¼ | — | — | — | — |
| 360 | 253 | Beaverco 5p | 348 | — | 15.7 | 3.3 | 2.1 | 19.2 |
| 225 | 178 | Beazer 10p | 188 | -3½ | 16.35 | 4.0 | 4.5 | 7.0 |
| 657 | 463 | Beecham | 648 | +11 | 116.0 | d2.2 | 3.3 | 16.1 |
| *73½ | 54 | Benlox 10p | 58 | -1 | 0.20 | — | 0.5 | — |
| 47 | 32 | Benson Group 10p | 32 | — | 0.7 | 5.5 | 2.9 | 7.9 |
| 342 | 284 | Berisford? 10p | 341 | -1 | 5.0 | 3.2 | 2.0 | 21.1 |
| 60 | 35 | Bestwood 5p | 38 | +1 | 0.5 | — | 1.8 | — |
| 181 | 159 | Bibby (J) 50p | 159 | -3 | 8.5 | 2.0 | 7.1 | 8.7 |
| 101 | 83 | Bilston & Battersea 10p | 97 | — | d4.3 | 1.0 | 5.8 | 20.1 |
| 150 | 125 | Birtam (J) 10p | 150 | +5 | 4.04 | 0.7 | 3.6 | 53.3 |
| 133 | 100 | Black Arrow 20p | 118 | — | 2.75 | 3.3 | 3.3 | 12.1 |
| 185 | 142 | Black (P) Hldgs | 163 | — | fal 68 | 7.0 | 1.4 | 12.8 |
| 101 | 82 | Blue Arrow 5p | 99½ | +½ | 1.8 | 2.6 | 2.4 | 16.3 |
| 220 | 167 | Bluebird Toys 10p | 215 | — | 6.75 | 3.1 | 4.2 | 9.4 |
| 320 | 274 | Bodycote Intnl | 274 | — | 7.0 | 3.7 | 3.4 | 10.3 |
| 40 | 30 | Bogod Pel 'A' 10p | 49 | — | 0.64 | 4.7 | 2.1 | 13.3 |
| 513 | 372 | Boot (Henry) 50p | 495 | — | 17.5 | 1.5 | 4.7 | 18.4 |
| 311 | 227 | Boots | 301 | +5 | 10.0 | 2.2 | 4.4 | 13.3 |
| 237 | 76 | Bourne End Prop | 216 | -1 | 2.35 | 1.5 | 1.5 | 63.1 |
| 523 | 409 | Bowater Inds £1 | 489 | +6 | 15.25 | 2.0 | 4.2 | 12.0 |
| 298 | 249 | Braithwaite £1 | 288 | +5 | 6.5 | ♦ | 3.1 | ♦ |
| 302 | 222 | Brammer 20p | 252 | — | 13.0 | 1.5 | 6.9 | 12.6 |
| 84 | 46 | Brent? Group 10p | 69 | — | 0.65 | 2.1 | 1.3 | 42.9 |
| 212 | 175½ | Bridon | 206 | — | 7.0 | 2.1 | 4.5 | 12.8 |
| 226 | 195 | Bridport-G 20p | 213 | -2 | 7.0 | 0.8 | 4.4 | 38.7 |
| 68 | 44 | Brierley Inv NZ$0.5 | 68 | — | Q20% | 1.2 | 5.4 | 15.5 |
| 705 | 420 | Brit. Aerospace 50p | 683 | +8 | 20.6 | 2.9 | 4.0 | 11.0 |
| 224 | 151 | British Airways | 218 | +2 | 7.75 | d3.1 | 4.9 | 8.6 |
| 240 | 195 | Brit. Bloodstock | 195 | — | 8.8 | 1.5 | 6.0 | (3.3) |
| 217 | 145 | Brit Fittings 20p | 208 | — | 6.39 | 2.9 | 4.3 | 10.6 |
| 142 | 87 | Brit. Isl. A'wys 10p | 108 | — | 2.0 | — | 40.9 | 82.4 |
| 93¾ | 60¼ | British Steel 50p | 76½ | +½ | L7.5 | ♦3.5 | 7.1 | 4.2 |
| 165 | 150 | Brit. Syphon 20p | 165 | — | ♦2.02 | 4.8 | 1.6 | 16.8 |
| 278 | 203 | British Vita | 278 | +3 | 6.5 | 2.8 | 3.1 | 13.9 |
| 421 | 285 | B. H. Prop. $A1 | 421 | +5 | FQ36c | 1.9 | 4.1 | 16.0 |
| 108 | 95 | Brookton Hldgs 20p | 102 | -2 | ♦ | — | — | — |
| 195 | 135 | Brooks Service | 194 | +1 | 5.0 | 2.5 | 3.4 | 15.5 |
| 233 | 193 | Brown & Tawse | 233 | +1 | 9.0 | 2.1 | 4.6 | 13.9 |
| 71 | 26 | Bullers | 66 | -2 | 2.0 | 2.3 | 4.0 | 13.3 |
| 210 | 163 | Burndene 5p | 175 | — | 17.0 | 3.2 | 5.4 | 7.4 |
| 305 | 215 | [illegible] 10p | 298 | -2 | 3.0 | 4.9 | 1.3 | 19.4 |
| 157 | 118 | CH Industls 10p | 153 | — | 4.88 | ♦ | 4.4 | ♦ |
| 6750 | 6160 | CMB Packaging SA FFr250 | 6375 | — | W— | — | — | 15.2 |
| 6450 | 5300 | Do. Brvli 2@ Cntng FFr25 | 5300 | -300 | — | — | — | — |
| 230 | 134 | CSR A$1 | 226 | -3 | Q32c | ♦ | 7.0 | ♦ |
| *220 | 195 | C'well & Armstng 5p | 220 | — | tg4.5 | 3.6 | 2.9 | 12.1 |
| *298 | 205 | Cannon St Invs 20p | 287 | — | 8.0 | 2.5 | 5.2 | 8.8 |
| 71 | 53 | Caparo Inds 1p | 71 | — | 2.05 | 2.7 | 3.8 | 9.0 |
| 208 | 163 | Cape Industries | 208 | +11 | 7.5 | ♦ | 4.9 | ♦ |
| 390 | 353 | Do. 8.4pc Cm Cv Pf | 398 | — | 8.4% | — | 2.9 | — |
| 165 | 113 | Capita Group | 165 | +4 | 2.5 | 2.2 | 2.0 | 24.8 |
| 210 | 140 | Carbo 5p | 208 | — | 5.7 | 3.0 | 3.7 | 12.0 |
| 63 | 45 | Cassidy Bros 10p | 58 | — | L4.1 | ♦ | 10.0 | ♦ |
| 80 | 62½ | Cathay Pacific | 66 | +1½ | Q36c | ♦ | 4.5 | ♦ |
| 75 | 60 | Celestion 20p | 65 | — | a1.0 | ♦ | 2.1 | ♦ |
| 8½ | 6 | Cent. Sheerwood 1p | 7 | +¼ | — | — | — | — |
| 145 | 73 | Chand Express? 10p | 143 | +12 | 1.2 | ♦ | 1.1 | ♦ |
| 62 | 45 | Charter Cons 2p | 59 | — | 17.2 | — | — | — |
| *24½ | 19 | Chartertrust 5p | 21½ | — | 2.0 | 1.3 | 13.0 | 6.7 |
| 22 | 17 | Chauntry? House 50c | — | — | — | — | — | — |
| 177 | 129 | Chesterguard? Grp 5p | 135 | — | 5.0 | 3.2 | 4.9 | 8.5 |
| 135 | 99 | Chieftain Grp 5p | 135 | — | 13.5 | ♦ | 3.5 | ♦ |
| 118 | 86 | China Light HK$5 | 91 | +1 | Q72c | 3.3 | 6.4 | 4.7 |
| 296 | 156 | Christies Int'l 5p | 276 | +2 | t4.75 | 2.8 | 2.3 | 18.7 |
| 184 | 144 | Clayhithe | 179 | +2 | 4.25 | ♦ | 3.2 | ♦ |
| 45 | 21 | Coated Elct. 5p | 31 | — | 1.4 | 1.5 | — | 14.4 |
| 26½ | 16 | Colorgas Inc. $0.01 | 25½ | -½ | — | — | — | — |
| 177 | 137½ | Coloroll 10p | 154 | — | 7.6 | d2.7 | 6.7 | 6.6 |
| 281 | 242 | Comac Group 5p | 260 | — | g1.25 | 6.3 | 0.6 | 26.3 |
| 123 | 71 | Co. of Designers 5p | 122 | — | 4.85 | 3.0 | 4.7 | 10.0 |
| 258 | 189 | Compass? People 5p | 239 | — | 5.0 | 2.8 | 2.1 | 14.4 |
| 108 | 80 | Cont. Stationery 10p | 108 | — | 3.5 | — | 6.0 | — |
| 349½ | 256 | Cookson 50p | 345 | +12 | 7.75 | 3.2 | 3.0 | 11.3 |
| 285 | 180 | Cooper (Alan) 10p | 275 | — | 6.8 | 2.5 | 3.3 | 16.2 |
| 156 | 98 | Copymore 5p | 100 | +2 | 2.5 | 4.3 | 3.3 | 9.2 |
| 186 | 132 | Cornwell Parker 'A' 5p | 137 | — | t4.8 | 3.2 | 4.7 | 8.8 |
| 85 | 56 | Corton Beach 10p | 66 | — | t0.625 | 9.8 | 1.3 | 8.6 |
| 260 | 179 | Coralt? | 251 | -1 | 17.0 | 2.7 | 3.8 | 13.0 |
| 245 | 208 | Courtney Pope 50p | 212 | — | 7.0 | 2.4 | 4.4 | 11.5 |
| 35 | 25 | Cowan de Grt. 10p | 33 | — | — | — | — | — |
| *543 | 445 | Crean (J.) | 538 | +8 | Q79% | — | — | — |
| 470 | 255 | Creighton Labs 20p | 270 | -20 | 15.4 | 4.3 | 2.7 | 9.4 |
| 106½ | 72 | Cresta Hldgs. 10p | 102 | — | 1.5 | 5.4 | 2.0 | 14.6 |
| 87 | 50 | DSC 10p | 87 | — | 0.75 | 2.6 | 1.1 | (8.9) |
| 176 | 140 | Darby Grp. 5p | 163 | — | 2.0 | 2.7 | 2.3 | 13.2 |
| 161 | 121 | Dauphin 5p | 145 | -1 | 4.0 | 2.7 | 3.7 | 13.2 |
| 935 | 630 | Davies & N'wm | 720 | +15 | 17.0 | 6.0 | 3.1 | 7.1 |
| 140 | 100 | Davies (D.Y.) 5p | 130 | — | 14.0 | 2.7 | 4.3 | 11.3 |
| 183 | 142 | Davis Godfrey | 162 | — | 7.0 | 1.9 | 5.8 | 10.8 |
| 128 | 113 | Dawsongroup | 125 | — | 14.75 | 2.9 | 4.5 | 11.8 |
| 151 | 124 | Dean & Bowes 5p | 151 | — | 5.0 | 1.7 | 3.3 | 18.3 |
| 388 | 288 | De La Rue | 380 | -2 | 13.25 | d1.2 | 5.7 | (22.9) |
| 114 | 100 | Delaney 10p | 108 | — | 3.9 | 2.7 | 3.5 | 9.6 |
| *33 | 24 | Diable Hel 5p | 28 | — | 0.6 | ♦ | 2.9 | ♦ |
| 251 | 185 | Diploma 5p | 223 | -1 | 17.5 | 2.8 | 4.5 | 9.6 |
| 103½ | 90 | Dobson Park 10p | 103½ | +1½ | 5.5 | 1.9 | 7.2 | 9.4 |
| 150 | 113 | Doctus 5p | 138 | — | ♦3.05 | ♦ | 3.2 | ♦ |
| 185 | 138 | Dolphin Pack 5p | 138 | — | 13.0 | 3.1 | 3.1 | 24.1 |
| £21⅛ | £15½ | Dover Corp. US$1 | £20½ | +½ | Q50.68 | — | 2.1 | — |
| 155 | 141 | Dyson (J. & J.) | 155 | — | 4.5 | 1.8 | 4.0 | 16.5 |
| 95 | 82 | Do. 'A' | 95 | — | 4.5 | 1.8 | 7.1 | 9.4 |
| *350 | 274 | EIS | 357 | — | t9.35 | 3.5 | 3.5 | 11.5 |
| 23½ | 12½ | Eagle Trust 2½p | 17½ | +½ | t0.25 | 1.9 | 1.9 | 20.2 |
| 324 | 273 | Eastern Prod. 50p | 311 | — | 12.5 | 3.7 | 5.4 | 11.3 |
| 180 | 83 | Economic Forestry | 180 | +2 | 3.6 | ♦ | 2.7 | ♦ |
| 50 | 40 | Elbief 10p | 48 | — | t0.75 | 4.4 | 2.3 | 23.5 |
| 153 | 119 | Elders IXL $A1 | 129 | +1 | 6Q15% | 3.9 | 5.9 | 4.3 |
| 179 | 173 | Eleco 10p | 175 | — | u6.2 | 2.4 | 4.7 | 14.7 |
| £32⅛ | £25 | Electrolux BK25 | £31⅛ | -⅛ | Q46% | 3.3 | 2.0 | 14.3 |
| 75 | 49 | Eliza Group 5p | 70 | — | 1.5 | 2.2 | — | 19.3 |
| *34½ | £14⅛ | Elkem AS NK50 | £27⅛ | -⅛ | tQ15% | 2.5 | 2.5 | — |
| 22 | 17 | Elswick 5p | 17½ | — | 0.45 | 2.2 | 3.5 | 14.7 |
| 541 | 277 | Eng. China Clays | 482 | — | 18.5 | 3.1 | 4.1 | 10.6 |
| 120 | 92 | Ensign? Hldgs 5p | 110 | — | 3.0 | 3.1 | 4.6 | 8.8 |
| 193 | 177 | Erskine House Group | 193 | — | 6.25 | 2.7 | 2.4 | — |
| 109 | 90 | Do. 7½pc Cv Pf | 103 | — | 7½% | — | 9.5 | — |
| £21⅛ | £18½ | Esselte AB 5K12½ | £20½ | -½ | Q42% | 5.4 | 2.5 | 7.3 |
| 156 | 94 | Eurocopy 5p | 152 | +1 | t2.19 | 2.5 | 1.9 | 25.9 |
| 1172 | 376 | Eurotunnel Units | 1113 | -11 | — | — | — | — |
| 90½ | 37 | Do. Warrants | 86½ | — | — | — | — | — |
| 88 | 68 | Excalibur Group | 80 | — | m0.05 | 42.9 | — | — |
| *235 | 195 | Expamet Int'l | 223 | — | 8.75 | 1.5 | 5.2 | 34.8 |
| 130 | 106 | Feb? Int'l | 123 | — | d1.5 | 1.5 | 2.5 | 12.5 |
| 283 | 220 | Feedex? 10p | 249 | — | F8.1 | 2.0 | 6.2 | 11.4 |
| *186 | 173 | Fenner (J.H.) | 186 | — | [illegible] | — | — | — |
| 14 | 11 | Fergusbrook 10p | 14 | — | — | — | — | — |
| *315 | 229 | Fisons | 303 | +7 | 5.0 | 3.1 | 2.2 | 16.0 |
| 145 | 103 | Fitzwilton | 140 | — | ♦013.7% | ♦ | 3.2 | ♦ |
| 195 | 150 | Fletcher Chlnge NZ$0.5 | 185 | +2 | tQ25c | 2.3 | 4.9 | 8.8 |
| 163 | 106 | Flexello C. & W. | 153 | — | t4.9 | 3.2 | 4.3 | 9.8 |
| 235 | 215 | Flogas IR£0.10 | 238 | — | t6½% | 3.1 | 2.2 | 12.6 |
| 76 | 38 | Foset Intl 10p | 48 | +1 | 0.65 | — | — | — |
| 96 | 81 | French (Thos.) 10p | 94 | — | r3.02 | 1.6 | 4.3 | 19.3 |
| £16⅛ | £13⅛ | Fuji-Tech NV $1 | £14 | -⅛ | — | — | — | — |
| 53 | 43 | Gabot Flow & Finsh 10p | 48 | — | f2.0 | 0.6 | 5.9 | 36.3 |
| 185 | 145 | GR (Hldgs.) 5p | 158 | -2 | 2.0 | 4.4 | 1.7 | 16.9 |
| 301 | 197 | Gestetner | 268 | -6 | 15.5 | 4.5 | 2.8 | 7.8 |
| 258 | 170 | Gibbs? Grp. 20p | 188 | — | 5.0 | 2.6 | 3.7 | 13.5 |
| 1452 | 1055 | Glaxo 50p | 1433 | +10 | t25.0 | 2.8 | 2.3 | 17.2 |
| 320 | 267 | Gordon Russell 5p | 297 | — | 7.4 | 2.9 | 3.3 | 12.1 |
| 180 | 117 | Grafton Grs | 180 | +12 | t22% | 3.3 | 3.3 | 16.3 |
| 233 | 184 | Grampian Hldgs | 229 | — | t3.67 | 2.8 | 2.2 | 20.5 |
| 396 | 320 | Granada | 341½ | -7½ | 11.2 | 2.3 | 4.4 | 13.2 |
| 128 | 116 | Do. Cv Prf 10p | 124 | +2 | — | — | — | — |
| 225 | 203 | Gt Southern 10p | 223 | — | 7.0 | 2.0 | 4.2 | 14.1 |
| 275 | 193 | Greens (E.) & Part 5p | 268 | — | t4.75 | 4.4 | 2.4 | 12.9 |
| 199 | 143 | Group? Heald & Gds 5p | 143 | -2 | 6.0 | 2.7 | 5.6 | 8.9 |
| 229 | 185 | Halma 10p | 229 | +3 | 2.13 | ♦ | 1.2 | ♦ |
| *57 | 71 | Hampson Inds 5p | 79 | -1 | t2.91 | 4.0 | 4.9 | 11.4 |
| 126 | 107 | Do. 6pc Cv. Pf £1 | 117 | — | 6.5 | — | 7.4 | — |
| 223 | 166 | Hanger? Walker 5p | 223 | +3 | 5.4 | 2.5 | 3.2 | 16.1 |
| 216½ | 154½ | Hanson | 216½ | +2 | t8.5 | 1.9 | 5.2 | 11.3 |
| £163 | £119 | Do 10pc Ln 2007-12 | £143 | +2 | Q10% | 10.5 | 11.9 | — |
| 155 | 113 | Do 5 ½pcCvRdPf | 155 | +2 | 5.75% | — | 4.9 | — |
| 65 | 46 | Harding Group 10p | 57 | — | 2.75 | 2.2 | 6.4 | 8.1 |
| 142 | 111 | Harris (Ph.) 2½p | 142 | — | 5.5 | 1.5 | 2.1 | 14.4 |
| 65 | 42 | Hartons 5p | 63 | +2 | 1.7 | 1.5 | 3.6 | 24.0 |
| *130 | 90 | Do. 7pc Pf £1 | 116 | — | 7% | — | 8.0 | — |
| 202 | 118 | Hawke? Eurest 10p | 132 | — | 8.6 | 2.0 | 8.7 | 7.6 |
| 166 | 140 | Hawtal Whiting 5p | 153 | — | 0.1 | — | — | — |
| 73½ | 40 | Hawthorn Leslie 5p | 73 | — | a0.45 | 3.7 | 0.8 | 50.3 |
| 31½ | 21½ | Haxtin 5p | 28 | — | 0.5 | 2.9 | 2.4 | 17.9 |
| 185 | 100 | Hay (Norman) 10p | 179 | -2 | 2.10 | 3.6 | 1.7 | 20.9 |
| 287 | 214 | Hepworth | 268 | -2 | 12.05 | 2.2 | 6.0 | 10.5 |
| 279 | 223 | Herbert | 278 | -6 | 7.6 | 2.7 | 4.4 | 10.5 |
| 124 | 105 | Hewitt (J.) | 116 | — | 2.0 | 1.9 | 2.3 | 30.8 |
| 383 | 298 | Hi-Point 10p | 371 | — | t5.75 | 4.4 | 2.1 | 14.7 |
| 188 | 163 | Higgate & Job 50p | 163 | — | — | — | — | — |
| 195 | 145 | Hodgson Hldgs 5p | 155 | +4 | 4.0 | 3.1 | 3.5 | 12.2 |
| 161 | 145 | Hollas? Tech 10p | 150 | — | 6.0 | 1.9 | 5.3 | 11.0 |
| 223 | 182 | Hornby Group 5p | 221 | — | 5.25 | 3.8 | 3.2 | 11.0 |
| *190 | 121 | Hughes (H.T.) 10p | 184 | — | 2.48 | ♦ | 1.8 | ♦ |
| 574 | 341 | Hunting Assoc | 574 | +5 | t12.0 | 4.0 | 2.8 | 9.9 |
| 258 | 145 | Huntingdon Intl 5p | 251 | — | h1.13 | 8.3 | 0.6 | 24.2 |
| 135 | 68 | Huntleigh Tech 5p | 130 | — | 1.0 | 5.6 | 1.0 | 22.5 |
| 71 | 54 | Hutch Wheo HK2.5c | 61 | — | Q40c | ♦ | 5.8 | ♦ |
| 40 | 34½ | Hyman 5p | 34½ | — | 1.7 | — | 7.4 | — |
| 151 | 94 | ISA International 5p | 140 | +2 | b0.93 | 5.6 | 0.9 | 26.6 |
| 365 | 238 | IWP Intl | 355 | — | Q36% | 1.6 | — | — |
| 179 | 173 | Ibber? Hldgs | 175 | — | 13.6 | 2.7 | 2.7 | 16.0 |
| 30 | 18 | Imm? Int'l Ctr? A$0.50 | 24 | — | — | — | — | — |
| 256 | 246 | Incepta? Tech 20p | 246 | — | 6.4 | 1.3 | 3.4 | 12.0 |
| 358 | 233 | Inchcape? Express 5p | 279 | — | t6.9 | 3.3 | 3.4 | 12.0 |
| 51 | 45 | [illegible] Hldgs 10p | 51 | — | — | — | — | — |
| 279 | 171 | Isosceles | 244 | -9 | t2.16 | 5.0 | 1.2 | 22.7 |
| 363 | 206 | J. S. Pathology 10p | 276 | — | 5.5 | ♦ | 2.7 | ♦ |

For Jackson Bourne see Bourne End Prop

| High | Low | Stock | Price | + or – | Div Net | C'vr | Y'ld Gr's | P/E |
|---|---|---|---|---|---|---|---|---|
| 138 | 83 | Jamar 12½p | 138 | — | — | — | — | — |
| 154 | 102 | Jardine Mat HK$2 | 149 | -4 | Q63c | ♦ | 3.6 | ♦ |
| 114 | 68 | Jardine Strategic | 83 | — | Q18c | ♦ | 1.7 | ♦ |
| 70 | 48 | Jensen Cleaners? | 66 | — | 23.1 | ♦ | 4.6 | ♦ |
| 411 | 375 | Johnson Matthey £1 | 403 | — | 8.0 | 2.9 | 2.6 | 14.3 |
| 485 | 366 | Johnson Grp 10p | 488 | — | 11.5 | 1.7 | 3.2 | 11.3 |
| 129 | 101 | Jourdan (T.) 10p | 113 | -1 | 5.6 | 2.1 | 6.6 | 9.1 |
| 102 | 77 | Just Rubber | 98 | — | 2.45 | 3.1 | 3.6 | 11.8 |
| 37 | 26 | Kalamazoo 10p | 34 | -1 | 2.6 | 1.6 | 7.7 | 10.6 |
| 45 | 32½ | Kalon Group 15p | 44 | — | 1.0 | 2.0 | 3.0 | 19.9 |
| 549 | 270 | Keep Trust | 535 | — | t23.75 | ♦ | 5.9 | ♦ |
| 465 | 357 | Kelsey Inds | 435 | -3 | t11.25 | 3.4 | 3.4 | 11.5 |
| *183 | 133 | Kenyon Securities | 158 | — | t6.75 | 1.3 | 5.7 | 18.5 |
| 750 | 520 | Kershaw (A.) 5p | 677 | +2 | 22.25 | ♦ | 4.4 | (1.1) |
| 79 | 55 | Kingsgrange 10p | 64 | +1 | 1.5 | 0.3 | 3.1 | — |
| 72 | 55 | Kitty Little Grp 5p | 61 | +1 | 1.5 | ♦ | 3.3 | ♦ |
| *245 | 175 | Kleen-E-Ze Hldgs | 223 | — | F3.5 | 1.9 | 5.1 | 13.6 |
| 235 | 95 | Laidlaw Thomson | 197 | -4 | t5.12 | 2.3 | 3.5 | 16.5 |
| 94 | 57 | Lawtex | 83 | — | 1.0 | — | 1.6 | — |
| 184 | 140 | Leo Group 2p | 161 | — | 4.75 | 1.8 | 3.9 | 14.0 |
| 151 | 115 | Leshall 10p | 140 | — | H3.5 | 3.6 | 3.3 | 10.6 |
| 175 | 116 | Linread? Group 10p | 137 | -2 | t3.7 | 2.4 | 3.2 | 13.9 |
| 8½ | 4½ | London House | 7½ | -½ | — | — | — | — |
| 54½ | 34 | Do. Wrrnts | — | — | — | — | — | — |
| 254 | 172 | Lodge Care | 178 | — | 2.75 | 0.9 | 2.1 | (30.2) |
| 66 | 44 | London France & Inv | 56 | — | 3.2 | ♦ | 2.9 | ♦ |
| 251 | 226 | London Intnl 10p | 234½ | -2½ | 7.25 | ♦ | 4.2 | ♦ |
| 273 | 225 | Low & Bonar 50p | 218 | -1 | 7.0 | 2.1 | 4.4 | 12.4 |
| 211 | 193 | MB Group | 195 | -6 | W— | — | — | 9.8 |
| 102 | 72 | MY Hldgs 10p | 72 | -7 | 2.05 | 2.7 | 3.8 | 12.5 |
| 143 | 117 | McLeod Russel | 138 | — | t4.5 | 1.8 | 4.3 | 17.4 |
| 281 | 215 | Macarthy 20p | 227 | -2 | 11.5 | 1.2 | 6.8 | 15.9 |
| 250 | 198 | Macfarlane Gp | 229 | — | 4.35 | 2.8 | 2.5 | 18.4 |

## INDUSTRIALS (Miscel.) – Contd.

| 1989 High | Low | Stock | Price | + or – | Div Net | C'vr | Y'ld Gr's | P/E |
|---|---|---|---|---|---|---|---|---|
| 160 | 135 | Magnolia Group | 148 | — | 5.0 | 2.6 | 4.5 | 10.4 |
| 120 | 86 | Malmet Hldgs 10p | 80 | — | th1.09 | 3.3 | 2.8 | 14.9 |
| £21 | £18½ | Man. Ship Can. £1 | £20 | — | — | — | — | 29.8 |
| 243 | 185 | Marling Ind. 10p | 222 | — | 4.0 | ♦ | 2.4 | ♦ |
| 27 | 16 | Maxiprint 1p | 23 | — | — | — | — | — |
| 89 | 67 | Mayborn Group 5p | 78 | +1 | 3.8 | 1.6 | 7.2 | 11.2 |
| 294 | 229 | Mayne Nickless A$0.50 | 277 | +2 | th020c | 2.0 | 3.5 | 14.4 |
| 15 | 27 | Medical Research | 23 | — | — | — | — | — |
| 157 | 117 | Melville Group 10p | 143 | — | L4.2 | 1.9 | 3.9 | 13.5 |
| 211 | 167 | Metal Closures | 167 | -3 | 8.15 | 1.5 | 6.5 | 12.9 |
| 173 | 133 | Metsec 10p | 146 | +1 | 3.8 | 3.7 | 3.1 | 11.9 |
| *500 | 336 | Mid Kent Hldgs | 330 | -5 | 6.0 | — | 2.4 | — |
| 109 | 98 | Do. Wrnts | 93 | — | — | — | 2.4 | — |
| *29½ | 17½ | Mitr? & Allied Svcs 12½p | 25 | — | — | — | — | — |
| 283 | 205 | Mitty | 283 | — | a0.29 | 7.7 | 0.1 | — |
| 125 | 83 | Monks & Crane 10p | 92 | — | 3.83 | 2.4 | 5.6 | 9.9 |
| 297 | 236 | Morgan Crucible | 277 | +2 | 10.9 | ♦ | 5.2 | ♦ |
| 127 | 104 | Do. 7.5pc Cnv Red Prf | 118 | +1 | 7.5 | — | 8.5 | — |
| 298 | 285 | Mosaic Invs. 10p | 298 | — | t3.0 | 4.3 | 1.3 | 23.3 |
| 178 | 145 | Myson Grp 10p | 146 | -2 | 6.25 | 2.9 | 5.7 | 8.0 |
| 269 | 230 | NFC Var Vtg 5p | 247 | +1 | a7.0 | 1.8 | 3.9 | 18.1 |
| 165 | 124 | NMC Grp 12½p | 135 | -1 | 3.3 | ♦ | 3.3 | ♦ |
| 122 | 106 | Do. 7.75pc Rd Cr Prf | 112 | — | 7.75 | — | 9.2 | — |
| 91 | 43 | NMW Computers | 56 | — | 0.25 | — | 0.7 | — |
| 225 | 110 | Nash Inds | 212 | — | 3.0 | 4.3 | 1.9 | 16.3 |
| 156 | 90 | Nestor-BNA 10p | 146 | — | 2.5 | 2.4 | 2.3 | 19.1 |
| 110 | 86 | Noble & Lund 10p | 96 | — | 1.5 | 5.5 | 2.1 | 9.9 |
| 265 | 220 | Nobo Group 10p | 260 | -2 | t5.28 | 3.2 | 2.7 | 15.5 |
| 353 | 280 | Norcros | 315 | -1 | 16.0 | d2.0 | 7.0 | 9.1 |
| 215 | 143 | Norfolk House 5p | 206 | — | 3.38 | 4.9 | 2.2 | 11.6 |
| 615 | 385 | Nu-Swift 5p | 600 | — | 15.0 | ♦ | 3.3 | ♦ |
| £160 | £140 | OCE 9pc Cnv 1987-92 | £160 | — | 09% | — | 5.6 | — |
| 202 | 163 | Oakwood Grp. 10p | 168 | — | a1.6 | ♦ | 1.3 | ♦ |
| 137 | 115 | Office & Elect | 125 | — | — | — | — | — |
| 30 | 23 | Omnitech 1p | 29 | — | — | — | — | — |
| 148 | 132 | Optical & Med. 5p | 135 | +2 | 14.6 | 2.2 | 4.5 | 13.2 |
| 25 | 18 | Optometrics $0.01 | 22 | -1 | — | — | — | — |
| 215 | 170 | Oriflame | 215 | — | 10.0 | ♦ | 6.4 | ♦ |
| 173 | 150 | PCT Grp 10p | 165 | — | 5.0 | ♦ | 4.0 | ♦ |
| 109 | 72 | Pacer Sys $0.01 | 109 | — | Q5.5c | 2.5 | 3.2 | 14.2 |
| 227 | 182 | Pacific Dunlop $0.5 | 228 | -1 | tQ14½c | 2.3 | 3.4 | 12.6 |
| 54 | 34 | Page (Michael) Grp 2p | 50 | — | 1.5 | 3.4 | 4.0 | 9.8 |
| 393 | 262 | Parkfield Group 2p | 354 | +5 | 12.0 | ♦ | 4.6 | ♦ |
| 7¼ | 2¼ | Pavion Intl | 4¼ | — | — | — | — | — |
| £59½ | £35½ | Do. 11pc CvLn '94-02 | £47½ | — | Q11% | — | — | — |
| 105 | 65 | Pentland 10p | 104 | +1 | 1.5 | 8.4 | 1.9 | 8.2 |
| 80 | 60 | Pergamon AGB 2½p | 60 | — | 4.5 | 1.6 | 10.0 | 7.2 |
| 71 | 54 | Do. 25pc Cr Ln 1998 | 62 | — | Q6.3% | — | 10.2 | — |
| 470 | 415 | Photo-Me 5p | 470 | — | 13.0 | 8.3 | 0.9 | 18.3 |
| 273½ | 203 | Pilkington 50p | 234 | +4 | 9.5 | d2.4 | 5.4 | 8.8 |
| 141 | 83 | Do. Warrants | 118 | — | — | — | — | — |
| 13½ | 5½ | Platignum 5p | 9½ | +¼ | — | — | — | — |
| 91 | 48 | Platon Int | 68 | — | t0.51 | — | — | — |
| 222 | 182 | Plumb Hldgs. 5p | 209 | +2 | t5.0 | ♦ | 3.2 | ♦ |
| 43 | 33 | Polymark 10p | 34 | -1 | — | — | — | — |
| 160 | 135 | Do. CmPfA 80p | 145 | — | 12½% | — | 11.5 | — |
| 334 | 232 | Portals | 314 | +2 | 10.0 | 2.5 | 4.2 | 12.2 |
| *109 | 84 | Porter Chadburn 5p | 109 | — | F1.8 | 3.6 | 2.2 | 27.7 |
| 108 | 100½ | Porth Group 5p | 105 | — | R4.5 | 1.8 | 5.7 | (11.5) |
| 208 | 181 | Portmeirion Potts 5p | 208 | — | 14.5 | ♦ | 2.9 | ♦ |
| 412 | 360 | Powell Duffryn 50p | 378 | +2 | 20.5 | ♦ | 7.2 | ♦ |
| 290 | 227 | Proudfoot | 264 | — | 5.5 | 3.9 | 2.8 | 10.0 |
| 122 | 85 | Quotient 5p | 97 | -3 | 3.4 | 3.0 | 4.7 | 9.3 |
| 220 | 125 | RCO 10p | 220 | +2 | t6.0 | 2.4 | 3.7 | 15.1 |
| 127 | 110 | RKF Group 10p | 126 | +4 | 3.36 | 1.6 | 3.6 | 17.6 |
| 185 | 86 | RPS Group 5p | 185 | +8 | 2.2 | 3.0 | 1.6 | 27.7 |
| 273 | 238 | Radiant Metal | 253 | — | 3.0 | 4.1 | 1.6 | 20.4 |
| 40 | 24 | Ramco Oil Servs. 10p | 37 | — | — | — | — | — |
| 998 | 721 | Rank Org | 998 | +20 | 26.25 | 2.1 | 3.5 | 15.5 |
| 563 | 494 | Rauma-Repola FM10 | 538 | +8 | Q12% | 3.8 | 3.3 | 8.0 |
| 1211 | 909 | Reckitt & Colman | 1123 | +3 | 25.5 | 2.7 | 3.0 | 13.8 |
| 118 | 86 | Record Hldgs 5p | 111 | — | 3.0 | 3.1 | 3.6 | 11.4 |
| 141 | 87 | Reed Exec 2p | 100 | — | 12.0 | 6.2 | 2.3 | 6.0 |
| 154 | 102 | Reliance Sec Grp 5p | 146 | — | 5.75 | 2.2 | 5.4 | 11.3 |
| *44 | 37 | Reliant Grp. 10p | 41 | -1 | 0.5 | 3.9 | 1.6 | 15.3 |
| 231 | 173 | Relyon | 173 | — | 6.25 | 3.0 | 4.8 | 8.6 |
| 832 | 506 | Reuters 10p | 821 | -2 | 9.0 | 3.7 | 1.5 | 24.9 |
| 73 | 58 | Rexmore | 61 | — | t1.8 | 3.8 | 3.9 | 8.8 |
| 149 | 113 | Ricardo Group | 126 | — | F5.0 | 1.4 | 5.3 | 26.3 |
| 120 | 84 | Robertson Grp. 10p | 116 | — | t3.3 | 2.6 | 3.8 | 13.5 |
| 50½ | 45 | Rock | 49½ | -½ | — | — | — | — |
| 75 | 59 | Rockware | 68 | — | 2.25 | 1.5 | 4.5 | 16.4 |
| 105 | 83 | Rockwood 10p | 85 | +1 | 0.75 | 5.6 | 1.2 | 16.0 |
| 125 | 105 | Do. 8½pc Cnv. Pf | 114 | — | 8½% | — | 9.8 | — |
| 205 | 148 | Rolfe & Nolan 10p | 203 | +5 | 5.6 | ♦ | 3.6 | ♦ |
| 125 | 115 | Ropner | 144 | +3 | 7.25 | ♦ | 6.7 | ♦ |
| 141 | 109 | Do. 'A' | 143 | +3 | 7.25 | ♦ | 6.9 | ♦ |
| 93 | 69 | Russell (A.) 10p | 91 | +1 | 1.94 | 2.4 | 2.8 | 19.6 |
| 135 | 97 | SAC Intl 10p | 105 | — | 4.0 | 2.1 | 5.1 | 12.5 |
| 36 | 26 | S.E.P. Ind. Hldgs. 5p | 31 | — | t0.75 | 3.1 | 2.7 | 16.3 |
| 50 | 31 | SI Group 5p | 29 | — | — | — | — | — |
| £61½ | £51½ | St. Gobain FFr100 | £61½ | +½ | Q13% | ♦ | 1.9 | ♦ |
| 238 | 195 | Sale Tilney | 238 | — | 10.5 | 0.8 | 7.1 | 13.9 |
| 175 | 163 | Sanders & Sdny 5p | 168 | +2 | 6.9 | ♦ | 5.2 | ♦ |
| 185 | 140 | Savage | 167 | — | 13.0 | 4.0 | 2.4 | 13.9 |
| 338 | 250 | Scapa Group | 319 | +3 | 8.77 | ♦ | 3.6 | ♦ |
| £26 | £17 | Schlumberger $0.01 | £24⅛ | — | Q51.20 | — | 3.0 | — |
| 333 | 255 | Scott. Robertson | 285 | — | 5.0 | 3.4 | 2.3 | 15.4 |
| 190 | 156 | Scot. Heritable Tst | 177 | — | 6.0 | 3.3 | 4.5 | 8.9 |
| 124 | 96 | Seafield | 111 | -1 | — | — | — | — |
| *1060 | 385 | Securicor Group | 885 | — | 1.3 | 9.1 | 0.2 | 74.9 |
| *985 | 337 | Do. 'A' N-V | 728 | -40 | 1.3 | 9.1 | 0.2 | 61.6 |
| 311 | 187 | Security Gp 5p | 292 | +5 | 6.5 | 2.1 | 3.0 | 15.1 |
| 280 | 143 | Security Archives 20p | 200 | — | 14.0 | 2.2 | 2.2 | 20.7 |
| *493 | 350 | Security Services | 419 | -20 | 9.2 | ♦ | 4.6 | 33.4 |
| 235 | 216 | Select Appointments 5p | 163 | — | — | — | — | — |
| 360 | 280 | Serco Group 2p | 348 | +2 | 17.0 | 2.8 | 2.7 | 17.3 |
| 1813 | 1037 | Shanks & McEwan 50p | 1680 | -8 | 15.5 | 2.3 | 1.2 | 45.7 |
| 137 | 75 | Sharp & Law 10p | 78 | — | M3.15 | 3.0 | 5.4 | 7.9 |
| 133 | 90 | Do. 8½pc Cnv Pfr | 110 | -2 | 8½% | — | 10.3 | — |
| 116 | 102 | Shaw (Arthur) 10p | 110 | — | 3.8 | ♦ | 4.6 | ♦ |
| 85 | 73 | Sheldon Jones | 78 | — | 4.65 | 1.5 | 7.6 | (9.7) |
| 79 | 66 | Shiloh | 69 | — | 2.38 | 6.0 | 3.8 | 6.2 |
| 174 | 132 | Sidlaw Group | 170 | -2 | 17.0 | 2.5 | 5.5 | 9.7 |
| 592 | 391 | Siebe | 526 | -3 | 11.37 | d3.6 | 2.9 | 10.5 |
| 198 | 141 | Silentnight 10p | 151 | -2 | 7.0 | 2.1 | 6.2 | 10.4 |
| *190 | 95 | Silvermines 2½p | 152 | — | Q35% | — | — | — |
| 293 | 230 | Sinclair (Wm.) | 262 | -2 | f4.25 | 2.7 | 2.2 | 22.4 |
| 477 | 407 | Sketchley | 433 | +1 | 20.9 | ♦ | 6.4 | ♦ |
| 148½ | 114½ | Smith & Neph. 10p | 132½ | +2½ | t3.8 | 2.0 | 3.8 | 15.0 |
| £40 | £26 | SmithKline Beckman | £40 | — | QS1.84 | — | 2.7 | — |
| 334 | 261 | Smiths Inds. 25p | 311 | +3 | 17.5 | 3.0 | 3.2 | 13.7 |
| 130 | 95 | Somic | 97 | — | 3.75 | ♦ | 5.2 | ♦ |
| 2475 | 1087 | Sotheby's Hldgs Inc Class A | 2475 | +25 | tQ20c | ♦ | 0.5 | 25.7 |
| 476 | 335 | Sun Bus Grp 10p | 464 | — | 6.01 | 3.6 | 1.7 | 15.4 |
| 430 | 340 | Spandex 10p | 340 | -5 | 4.25 | 5.8 | 1.7 | 13.9 |
| 45 | 27 | Spectrum 5p | 44 | — | — | — | — | 21.0 |
| 17½ | 10½ | Spong Hldgs 5p | 15½ | -¼ | — | — | — | — |
| 145 | 85 | Spring Ram 10p | 140 | — | b0.33 | ♦ | 0.4 | ♦ |
| 150 | 140 | Stag Furniture | 140 | — | 6.75 | 2.2 | 6.4 | 9.1 |
| 105 | 76 | Stainless Metal | 103 | — | 2.0 | 1.9 | 2.3 | 21.0 |
| 225 | 185 | Star-Plus 5p | 206 | — | 3.5 | 4.3 | 2.3 | 13.7 |
| 175 | 155 | Sterling Inds. 2½p | 170 | — | t4.0 | ♦ | 3.6 | ♦ |
| 360 | 256 | Stocklake | 360 | +3 | 15.0 | ♦ | 5.7 | ♦ |
| 86 | 61 | Stonehill Hlds | 76 | — | — | — | — | — |
| 24 | 12 | Stormgard 10p | 18½ | -1 | 0.1 | ♦ | 0.7 | ♦ |
| 218 | 185 | Suter 5p | 185 | -2 | 4.0 | 3.1 | 3.0 | 8.2 |
| 215 | 156 | Swallowfield 5p | 195 | -3 | 15.0 | ♦ | 3.1 | ♦ |
| 185 | 105 | Swire Pac A 60c | 112 | -1 | Q76c | ♦ | 6.8 | ♦ |
| 52 | 38 | Sycamore Hldgs | 42 | — | — | — | — | — |
| 132 | 100 | Sykes Pickavant 10p | 128 | — | 5.75 | 2.2 | 6.0 | 10.0 |
| 340 | 310 | Sylone | 318 | — | 11.5 | 2.5 | 4.8 | 11.1 |
| 206 | 162 | T.I.P. Europe | 168 | — | t4.2 | 2.4 | 3.3 | (13.5) |
| 236½ | 160 | T&N | 230 | +1 | 9.6 | 2.5 | 5.6 | 8.6 |
| 141 | 97½ | TT Group | 127 | +1 | h3.0 | 2.6 | 3.1 | 12.7 |
| 546 | 285 | Takare | 488 | — | 1.0 | 8.8 | 0.3 | 40.6 |
| 31½ | 18 | Talbex 5p | 24½ | — | — | — | — | 31.1 |
| 64 | 43 | Tamaris 10p | 59 | — | 2.0 | ♦ | 5.6 | ♦ |
| 50 | 35 | Do 8½pc Pf 2003 | 50 | -2 | 8.5% | — | 12.6 | — |
| 125 | 98 | Tarex? (Jeroni) 10p | 115 | +1 | 5.0 | 4.2 | 5.0 | 12.6 |
| 250 | 163 | Tech Prd. Serv. 10p | 233 | — | 5.0 | 3.2 | 2.9 | 14.2 |
| 270 | 225 | Third Mile Inv | 225 | — | 3.35 | 3.0 | 2.0 | 22.4 |
| 187 | 140 | TRT A$0 50 | 168 | -2 | Q12½c | 2.9 | 3.9 | 9.2 |
| 115 | 95 | Tinsley (Eliza) 5p | 115 | — | 3.95 | 2.7 | 4.6 | 10.7 |
| 93 | 50 | Titon 10p | 90 | -1 | t2.6 | 3.1 | 3.9 | 10.7 |
| 32 | 32 | Tollgate | 38 | — | C20c | 1.6 | 10.8 | 5.9 |
| 263 | 195 | Tomkins 5p | 249 | +1 | t4.5 | 4.7 | 2.4 | 11.3 |
| 124 | 96 | Do 5.6pc CnCvRd Prf | 117 | — | 5.6% | — | 6.4 | — |
| 140 | 86 | Do 6¼pc Cm Pf | 130 | +1 | 6¼% | — | 6.4 | — |
| 458 | 376 | Tootal? (R.W.J.) | 458 | — | 8.99 | 2.2 | 2.7 | 22.8 |
| 275 | 188 | Toye | 250 | — | 7.0 | 2.1 | 3.7 | 16.7 |
| 403 | 288 | Trafalgar Hse. 20p | 356 | +4 | t16.0 | 2.8 | 6.0 | 8.9 |
| 273 | 233 | Transport Dev | 259 | +2 | 9.5 | 2.2 | 4.9 | 12.1 |
| 90 | 70 | Triangle Trust 20p | 90 | — | — | — | — | — |
| 72 | 28 | Tribble Harris $0.01 | 28 | -2 | d04.8c | — | 10.8 | — |
| 136 | 103 | Triefus | 105 | +2 | 3.0 | 2.3 | 3.8 | 12.1 |
| 28½ | 21½ | Tricolar Exhib. 5p | 22½ | — | a0.3 | 4.1 | 1.8 | 17.0 |
| 238 | 201 | UDO Hldgs 10p | 205 | -1 | t2.43 | 6.2 | 1.6 | 13.5 |
| 23 | 13 | URS Intl. $0.01 | 13 | — | L4.25 | — | 20.2 | — |
| 54 | 45 | Unigroup 15p | 46 | — | — | — | — | 14.6 |
| 595 | 462 | Unilever 5p | 594 | +14 | 13.4 | 2.7 | 3.0 | 13.7 |
| £41⅛ | £32½ | Unilever NV Fl4 | £41⅛ | +⅛ | Q107% | 2.5 | 2.9 | 13.6 |
| 75 | 53 | Unilock 20p | 63 | — | 2.6 | 2.3 | 5.5 | 10.7 |
| 25½ | 16 | Utd Guarantee 5p | 16½ | — | — | — | — | 25.5 |
| 205 | 165 | Vinten Grp. 20p | 168 | -2 | 14.0 | 2.5 | 3.2 | 14.3 |
| 52 | 31 | W. A. Hldgs 10p | 59 | — | t1.5 | ♦ | 3.8 | ♦ |
| 122 | 71 | WSP Hldgs. 5p | 120 | — | 2.1 | 2.9 | 2.3 | 18.7 |
| 164 | 117 | Wade Potts. 10p | 154 | +2 | t5.0 | 2.5 | 4.3 | 11.0 |
| 95 | 56 | Walker Greenbank | 62 | — | 2.25 | ♦ | 4.8 | ♦ |
| 222 | 155 | Warner Howard Grp 5p | 198 | — | 3.75 | ♦ | 2.5 | ♦ |
| £52½ | £28½ | Oy Wartsila AB FM60 | £46½ | -2½ | Q13% | 4.8 | 2.5 | 8.4 |
| *291 | 195 | Wassall 5p | 258 | -1 | a1.09 | 1.8 | 0.6 | 43.6 |
| 90 | 65 | Waterford Glass 5p | 75 | — | Q24% | — | 1.3 | ♦ |
| 211 | 149 | Watmus? Part 10p | 209 | — | 84.5 | 3.0 | 3.0 | 15.1 |
| 511 | 400 | Wellcome | 472 | +5 | t3.6 | 3.9 | 1.0 | 27.2 |
| 28 | 20 | Welsac 7p | 23 | -1 | 0.55 | ♦ | 3.3 | ♦ |
| *51 | 38 | West Industries 5p | 39 | — | 1.0 | ♦ | 3.5 | ♦ |
| 53 | 42 | Westerly 10p | 50 | — | 2.5 | 2.1 | 6.7 | 8.2 |
| 70 | 56 | Westerex A$0.10 | 59 | — | 20c | — | 4.1 | — |
| 453 | 347 | Whatman Reeve 5p | 447 | +4 | 5.9 | 5.1 | 1.5 | 16.9 |
| 319 | 290 | Whitecroft | 310 | +2 | 13.8 | ♦ | 6.1 | ♦ |
| 73 | 54 | Whittington 5p | 56 | — | 12.2 | 8.9 | 3.0 | 13.9 |
| 38 | 24 | Widney 4p | 29 | -1 | 1.0 | 0.8 | 4.6 | (34.1) |
| 270 | 197 | Wilkes (J.) | 260 | -1 | 7.75 | 1.6 | 4.0 | 15.7 |
| 25 | 18 | Wiltshire Group 2p | 21½ | -½ | 0.75 | 2.8 | 4.7 | 10.2 |
| 130 | 113 | Do. Cr Cm Rd Prf | 116 | — | 8% | — | 9.2 | — |
| 289 | 225 | Williams Hldgs | 244 | +2 | 10.0 | 2.4 | 5.5 | 9.5 |
| 116 | 98½ | Do. 8p Cr Pf | 103 | — | 8.0 | — | 10.4 | — |
| 130 | 99 | Do. 5½pc CvRdPf | 108 | — | 5½% | — | 6.5 | — |
| 77 | 28 | Williams (J.) | 51 | — | — | — | — | — |
| 113 | 50 | Wills Group | 58 | — | — | — | — | — |
| 50 | 24½ | Wilshaw 5p | 38 | -1 | — | — | — | — |
| 324 | 213 | Wolseley | 287 | +1 | t9.0 | 3.2 | 4.2 | 49.4 |
| 168 | 148 | Wood (Arthur) 5p | 150 | +2 | 3.85 | 3.1 | 3.4 | 12.7 |
| 238 | 177 | Worcester 10p | 188 | +2 | 2.9 | 4.9 | 2.1 | 12.8 |
| *71½ | 19½ | Worthington (A.J.) 10p | 57 | -1 | F0.5 | 7.6 | 1.2 | 16.0 |
| 96 | 73 | Wyko Group | 88 | +2 | t2.75 | 3.0 | 4.2 | 10.6 |
| 363 | 203 | Wyndham Grp 15p | 325 | -12 | 4.5 | ♦ | 1.9 | ♦ |
| 131 | 81 | YRM 10p | 124 | — | t3.0 | 3.9 | 3.2 | 10.5 |
| 380 | 307 | Yale & Valor | 331 | -3 | 8.75 | ♦ | 3.6 | ♦ |
| 188 | 145 | Young (H.) | 163 | -2 | t4.4 | 3.2 | 3.6 | 10.9 |

## INSURANCES

For Abbey Life see Lloyds Abbey Life

| High | Low | Stock | Price | + or – | Div Net | C'vr | Y'ld Gr's | P/E |
|---|---|---|---|---|---|---|---|---|
| £17⅛ | £12⅛ | Alexander & Alexander | £16⅛ | +⅛ | tQ51.00 | — | 3.7 | — |
| £57 | £52 | Do. 11pc Cnv. $100 | £52 | — | Q11% | — | t11.3 | — |
| £63⅛ | £52⅛ | Allianz AG DM50 | £627½ | -9½ | tQ24% | 2.1 | 0.6 | 79.6 |
| 161 | 74 | Allied Ins. Brks | 147 | -2 | 2.5 | 3.2 | 2.3 | 18.4 |
| £24⅛ | £16½ | American Gen Corp. | £24⅛ | -⅛ | Q100c | — | 2.8 | — |
| £56 | £37 | Amer? Int I Cp $2.50 | £54⅛ | +⅛ | Q28c | — | 0.3 | — |
| £23⅛ | £15⅛ | Aon Corp. $1 | £22⅛ | +⅛ | Q52.40 | — | 6.6 | — |
| 155½ | 130 | Archer (A.J.) 1p | 135 | — | 5.0 | 2.0 | 8.1 | 8.2 |
| 93 | 55 | Berry, Birch 10p | 65 | — | 1.5 | — | 3.1 | — |
| 250 | 210 | Bradstock Group 5p | 211 | — | 16.75 | 2.6 | 4.3 | 11.9 |
| 438 | 319 | Britannic 5p | 438 | +3 | 16.6 | — | 5.1 | — |
| 401 | 335½ | Comm. Union | 379 | +7 | 19.0 | — | 6.7 | — |
| 126 | 104 | Dewey Warren 10p | 119 | — | — | — | — | — |
| 223 | 180 | Dom. & Gen 10p | 221 | -2 | t4.0 | 3.6 | 2.4 | 14.7 |
| *64 | 52 | Durham (D.G.) 10p | 53 | — | 1.0 | — | 2.5 | — |
| 136 | 105 | EIT? Insurance SA? 10 | 125 | -2 | t4.0 | 1.5 | 1.5 | 21.6 |
| 1007 | 858 | Gen. Accident | 948 | +5 | 44.0 | — | 6.2 | — |
| 218 | 183 | GRE 5p | 210 | +7 | 10.0 | — | 6.3 | — |
| 495 | 418 | Heath (C.E.) 20p | 465 | — | 25.88 | ♦ | 7.4 | ♦ |
| 169 | 136 | Hanover? Group | 167 | -2 | Q23% | 3.2 | 2.9 | 14.7 |
| 177½ | 131 | Hogg Rob & Gard | 139 | — | 6.5 | 1.9 | 6.2 | 11.1 |
| 359 | 288½ | Legal & General | 313 | +2 | 13.6 | — | 5.8 | — |
| £33½ | £23½ | Lincoln Nat Cpn | £33½ | +¼ | Q52.48 | — | 4.7 | — |
| 233 | 185 | Lloyd Thompson 5p | 220 | — | 15.0 | 2.4 | 3.0 | 17.1 |
| 340 | 262 | Lloyds Abbey Life | 272 | — | sh17.0 | — | 8.3 | — |
| 309 | 241 | London & Man | 282 | — | 10.35 | — | 4.9 | — |
| 137 | 44 | London United 20p | 70 | -1 | 3.0 | 1.6 | 5.7 | 13.1 |
| £42½ | £30½ | Marsh McLen's $1 | £41⅛ | +⅛ | Q52.50 | — | 3.8 | — |
| 24 | 16 | NZI Corp. NZ$0.5 | 24 | — | t021% | 2.3 | 16.0 | 2.7 |
| 138 | 35 | PWS Holdings 10p | 47 | — | t3.5 | 2.5 | — | 5.2 |
| 454 | 393 | Pearl Group 5p | 443 | +3 | 15.0 | — | 4.5 | — |
| 195 | 152 | Prudential 5p | 175 | +1 | 8.0 | — | 6.1 | — |
| 498 | 429 | Refuge 5p | 484 | — | 21.0 | — | 5.8 | — |
| 449 | 392 | Royal Insce. Hldgs | 406 | +5 | 22.5 | — | 7.4 | — |
| 91 | 85 | Sabre Ins. Invs | 88 | — | 2.31 | 1.0 | 3.6 | 37.3 |
| 279 | 227 | Sedgwick Group 10p | 247 | +5 | 12.0 | 0.9 | 6.5 | (23.5) |
| 243 | 209 | Steel Burrill J 10p | 235 | — | 10.0 | 1.0 | 5.7 | 24.0 |

# LONDON SHARE SERVICE

● Latest Share Prices are available on FT Cityline. To obtain your free Share Code Booklet ring the FT Cityline help desk on 01-925-2128

## INSURANCES – Contd

## LEISURE

## MOTORS, AIRCRAFT TRADES

### Commercial Vehicles

### Components

### Garages and Distributors

## NEWSPAPERS, PUBLISHERS

## PAPER, PRINTING, ADVERTISING

## PAPER, PRINTING, ADVERTISING – Contd

## PROPERTY

## SHIPPING

## SHOES AND LEATHER

## SOUTH AFRICANS

## TEXTILES

## TOBACCOS

## TRUSTS, FINANCE, LAND

### Investment Trusts

## TRUSTS, FINANCE, LAND – Contd

### Finance, Land, etc

## OIL AND GAS

## OIL AND GAS – Contd

## OVERSEAS TRADERS

### Far West Rand

### O.F.S.

### Diamond and Platinum

## PLANTATIONS

### Rubbers, Palm Oil

### Tea

## MINES

### Central Rand

### Eastern Rand

### Finance

### Central African

### Australians

## MINES – Contd

### Miscellaneous

## THIRD MARKET

NOTES

Stock Exchange dealing classifications are indicated to the right of security names: ♦ Alpha, β Beta, γ Gamma.
Unless otherwise indicated, prices and net dividends are in pence and denominations are 25p. Estimated price/earnings ratios and covers are based on latest annual reports and accounts and, where appropriate, are updated on half-yearly figures. P/Es are calculated on "net" distribution basis, earnings per share being computed on profit after taxation and unrelieved ACT where applicable; bracketed figures indicate 10 per cent or more difference if calculated on "nil" distribution. Covers are based on "maximum" distribution; this compares gross dividend costs to profit after taxation, excluding exceptional profits/losses but including estimated extent of offsettable ACT. Yields are based on middle prices, are gross, adjusted to ACT of 25 per cent and allow for value of declared distribution and rights.

● "Tap Stock"
* Higgs and lows marked thus have been adjusted to allow for rights issues for cash
† Interim since increased or resumed
‡ Interim since reduced, passed or deferred
‖ Tax-free to non-residents on application
◆ Figures or report awaited
♦ Not officially UK listed; dealings permitted under rule 535(4)(a)
USM; not listed on Stock Exchange and company not subjected to same degree of regulation as listed securities.
‡‡ Not officially listed.
‖‖ Price at time of suspension
¶ Indicated dividend after pending scrip and/or rights issue; cover or yields relates to previous dividend or forecast.
‡ Merger bid or reorganisation in progress
* Not comparable
§ Same interim; reduced final and/or reduced earnings indicated
‡ Forecast dividend; cover on earnings updated by latest interim statement.
‡ Cover allows for conversion of shares not now ranking for dividends or ranking only for restricted dividend.
★ Cover does not allow for shares which may also rank for dividend at a future date. No P/E ivsally provided.
No par value

b Fr. Belgian Francs. Fr. French Francs. ss Yield based on assumption Treasury Bill Rate stays unchanged until maturity of stock. a Annualised dividend. b Figures based on prospectus or other offer estimate. c Cents. d Dividend rate paid or payable on part of capital, cover relates to dividend on full capital. e Redemption yield. f Flat yield. g Assumed dividend and yield. h Assumed dividend and yield after scrip issue. j Payment from capital sources. k Kenya. m Interim higher than previous total. n Rights issue pending. p Earnings based on preliminary figures. s Dividend and yield exclude a special payment. t Indicated dividend: cover relates to previous dividend, P/E ratio based on latest annual earnings. u Forecast, or estimated annualised dividend rate, cover based on previous year's earnings. v Subject to capital gains tax. x Dividend cover in excess of 100 times. y Dividend and yield based on merger terms. z Dividend and yield include a special payment: Cover does not apply to special payment. A Net dividend and yield. B Preference dividend passed or deferred. C Canadian. E Minimum tender price. F Dividend and yield based on prospectus or other official estimates for 1988-89. G Assumed dividend and yield after pending scrip and/or rights issue. H Dividend and yield based on prospectus or other official estimates for 1989. K Dividend and yield based on prospectus or other official estimates for 1987-88. L Estimated annualised dividend, cover and P/E based on latest annual earnings. N Dividend and yield based on prospectus or other official estimates for 1988. M Dividend and yield based on prospectus or other official estimates for 1989-90. P Figures based on prospectus or other official estimates for 1987. Q Gross. R Forecast annualised dividend, cover and p/e based on prospectus or other official estimates. T Figures assumed. W Pro forma figures. X Dividend total to date. Abbreviations: xd ex dividend; xc ex scrip issue; xr ex rights; xa ex all; xt ex capital distribution.

## REGIONAL & IRISH STOCKS

The following is a selection of Regional and Irish stocks, the latter being quoted in Irish currency.

| | | | | | |
|---|---|---|---|---|---|
| Albany Inv 20p | 98 | | Arnotts | 425 | |
| Craig & Rose £1 | 720 | | Carroll (P.J.) | 145xc | |
| Finlay Pkg. 5p | 80 | | Hall (R. & H.) | 145 | |
| Holt (Jos) 25p | 133xd | +5 | Heiton Hldgs | 73 | |
| **IRISH** | | | Irish Ropes | 198 | -15 |
| Cag. 8½% Ln. 1991 | £98 | | United Drug | 136 | |
| 9pc Cap Ln. 1995 | £98½ | | | | |
| Fin. 13% 97/02 | £119 | | | | |

## TRADITIONAL OPTIONS

3-month call rates

| Industrials | p | | p |
|---|---|---|---|
| Allied-Lyons | 38 | Morgan Grenfell | 24 |
| Amstrad | 11 | Next | 25 |
| BAT | 45 | P & O Dfd | 15 |
| BOC Grp | 42 | Plessey | 22 |
| BSR | 63 | Polly Peck | 26 |
| BTR | 32 | Racal-Elect | 42 |
| STC | 42 | RHM | 42 |
| Sears | 13 | Rank Org Gtd | 88 |
| TI | 55 | Reed Intnl | 34 |
| TSB | 10 | Sainsbury | 32 |
| Tesco | 14 | Shell | 32 |
| Thorn EMI | 38 | Thorn Emi | 38 |
| Trust Houses | 24 | Trust Houses | 24 |
| T&N | 18 | T&N | 18 |
| Unilever | 46 | Unilever | 46 |
| Vickers | 18 | Vickers | 18 |
| Wellcome | 42 | Wellcome | 42 |
| **Property** | | | |
| Brit Land | 32 | | |
| Land Securities | 52 | | |
| MEPC | 50 | | |
| Rosebworth | 28 | | |
| **Oils** | | | |
| Brit Petroleum | 21 | | |
| Burmah Oil | 50 | | |
| Calor | 35 | | |
| Charterhall | 21½ | | |
| Premier | 9 | | |
| Shell | 32 | | |
| Ultramar | 26 | | |
| **Mines** | | | |
| Cons Gold | 190 | | |
| Lonrho | 30 | | |
| RTZ | 49 | | |

This service is available to every Company dealt in on Stock Exchanges throughout the United Kingdom for a fee of £985 per annum for each security.

# CURRENCIES, MONEY AND CAPITAL MARKETS

## FOREIGN EXCHANGES

# Trade figures boost sterling

STERLING ROSE sharply yesterday after better than expected UK trade figures. The May deficit on the current account of £1.32bn was considerably less than the median forecast of a £1.6bn shortfall, while the visible deficit of £1.72bn was in marked contrast to the £2bn forecast.

The pound opened on a stronger note even before the figures were known. This was mainly a reflection of profit taking, notably against the D-Mark. The large interest rate differential working in sterling's favour, whereby sterling investments attract a much higher return (in acceptance of a much higher risk factor) than deposits denominated in other major currencies, makes it expensive to run short sterling positions for any length of time, unless the pound falls.

Yesterday the pound recovered, which prompted a scramble to cover those short positions, and the Bank of England made the squeeze on bear positions that much more painful by intervening in currency markets to buy sterling.

The May trade figures, although bad, served as a good illustration that it is primarily sentiment that is moving the pound at the moment rather than some objective appraisal of economic fundamentals.

Sterling's exchange rate index rose to 90.7 at the close, up from 90.1 at the start and 89.7 on Monday. This represents an appreciation of over one per cent since Monday. The figures gave sterling an additional boost because there still seems to be little chance of a cut in UK interest rates until the level of inflation has declined.

Sterling closed at DM3.0625, up sharply from DM3.0225 on Monday. It was also higher against the dollar at $1.5655 from $1.5450, and rose in yen terms to Y220.75 from Y217.50. Elsewhere, it finished at SFr2.6375 from SFr2.6025 and FFr10.3825 compared with FFr10.2550.

The dollar was ignored for much of the day in generally quiet trading. Investors seem wary of breaking through resistance at DM1.96 for fear of attracting central bank intervention. At the same time, the US unit retains a firm undertone. Its exchange rate index closed at 71.3 compared with 71.6 on Monday. The softer finish was sparked off by reports that Mr Alan Greenspan, chairman of the US Federal Reserve, had been admitted to hospital. There was no immediate reason why this should have weakened the dollar, but it did serve to illustrate how little there is at present to influence sentiment.

The dollar closed at DM1.9560 from DM1.9570 and Y141.10 against Y140.80. Elsewhere, it finished at FFr6.6325 from FFr6.6375 and SFr1.6840, unchanged from Monday. Much will now depend on May leading economic indicators, due for release today. Analysts' forecasts centre on a fall of 0.8 per cent

Sentiment has also been influenced by the proximity of tomorrow's meeting of the West German Bundesbank central council,

### EMS EUROPEAN CURRENCY UNIT RATES

| | Ecu central rates | Currency amounts against Ecu June.27 | % change from central rate | % change adjusted for divergence | Divergence limit % |
|---|---|---|---|---|---|
| Belgian Franc | 42.4582 | 43.3496 | +2.10 | +0.96 | ±1.5344 |
| Danish Krone | 7.85212 | 8.06021 | +2.65 | +1.51 | ±1.5404 |
| German D-Mark | 2.05853 | 2.07102 | +0.61 | -0.53 | ±1.0981 |
| French Franc | 6.90403 | 7.02496 | +1.75 | +0.61 | ±1.3674 |
| Dutch Guilder | 2.31943 | 2.33364 | +0.61 | -0.53 | ±1.5012 |
| Irish Punt | 0.768411 | 0.776963 | +1.11 | -0.03 | ±1.6684 |
| Italian Lira | 1483.58 | 1495.50 | +0.80 | -0.34 | ±4.0752 |
| Spanish Peseta | 133.804 | 131.671 | -1.59 | N/A | N/A |

Changes are for Ecu, therefore positive change denotes a weak currency
Adjustment calculated by Financial Times.

### £ IN NEW YORK

| June.27 | Latest | Previous Close |
|---|---|---|
| £ Spot | 1.5525-1.5535 | 1.5540-1.5550 |
| 1 month | 0.55-0.54pm | 0.57-0.54pm |
| 3 months | 1.88-1.85pm | 1.79-1.74pm |
| 12 months | 7.10-7.00pm | 7.25-7.10pm |

Forward premiums and discounts apply to the US dollar

### STERLING INDEX

| | June.27 | Previous |
|---|---|---|
| 8.30 am | 90.1 | 90.1 |
| 9.00 am | 90.2 | 90.2 |
| 10.00 am | 90.1 | 90.2 |
| 11.00 am | 90.1 | 90.2 |
| Noon | 90.4 | 90.1 |
| 1.00 pm | 90.5 | 90.1 |
| 2.00 pm | 90.9 | 90.0 |
| 3.00 pm | 90.8 | 89.9 |
| 4.00 pm | 90.7 | 89.7 |

### CURRENCY RATES

| June.27 | Bank rate % | Special* Drawing Rights | European † Currency Unit |
|---|---|---|---|
| Sterling # | - | 1.23955 | 1.47374 |
| U.S Dollar | 7 | 1.25304 | 1.05852 |
| Canadian $ | 12.39 | 1.49600 | 1.26442 |
| Austrian Sch. | 5 | 17.2017 | 14.5792 |
| Belgian Franc | 7.75 | 51.1867 | 43.3496 |
| Danish Krone | 7½ | 9.52524 | 8.06021 |
| Deutsche Mark | 4.50 | 2.44581 | 2.07102 |
| Neth. Guilder | 5.50 | 2.75669 | 2.33364 |
| French Franc | 9½ | 8.29512 | 7.02496 |
| Italian Lira | 13½ | 1771.61 | 1495.50 |
| Japanese Yen | 2½ | 175.426 | 149.465 |
| Norway Krone | 8 | 8.91914 | 7.54682 |
| Spanish Peseta | - | 156.257 | 131.671 |
| Swedish Krona | 9½ | N/A | 7.01861 |
| Swiss Franc | 4.5 | 2.10323 | 1.78098 |
| Greek Drach. | 20½ | N/A | 178.331 |
| Irish Punt | - | N/A | 0.776963 |

# Sterling quoted in terms of SDR and ECU per £.
† European Commission Calculations.
* All SDR rates are for June.26

### CURRENCY MOVEMENTS

| June.27 | Bank of England Index | Morgan** Guaranty Changes % |
|---|---|---|
| Sterling | 90.7 | -20.3 |
| U.S Dollar | 71.3 | -6.2 |
| Canadian Dollar | 103.7 | +0.3 |
| Austrian Schilling | 106.4 | +9.6 |
| Belgian Franc | 105.8 | -5.9 |
| Danish Krone | 103.0 | -1.7 |
| Deutsche Mark | 112.5 | +20.3 |
| Swiss Franc | 107.2 | +16.5 |
| Guilder | 110.2 | +13.4 |
| French Franc | 98.9 | -15.6 |
| Lira | 98.9 | -19.1 |
| Yen | 141.8 | +71.8 |

Morgan Guaranty changes: average 1980-1982=100. Bank of England Index (Base Average 1985=100)**Rates are for June.26.

### OTHER CURRENCIES

| June.27 | £ | $ |
|---|---|---|
| Argentina | 375.75-378.95 | 240.00-242.00 |
| Australia | 2.0485-2.0510 | 1.3045-1.3055 |
| Brazil | 2.1570-2.1690 | 1.3780-1.3850 |
| Finland | 6.8455-6.8660 | 4.3750-4.3770 |
| Greece | 258.70-263.20 | 167.20-169.90 |
| Hong Kong | 12.2015-12.2175 | 7.7930-7.7950 |
| Iran | 114.50* | 74.20* |
| Korea(Sth) | 1024.95-1033.15 | 664.00-669.40 |
| Kuwait | 0.45700-0.45800 | 0.29550-0.29600 |
| Luxembourg | 63.90-64.00 | 40.80-40.90 |
| Malaysia | 4.2210-4.2315 | 2.7010-2.7050 |
| Mexico | 3887.80-3891.75 | 2485.00-2495.00 |
| N. Zealand | 2.7050-2.7100 | 1.7230-1.7260 |
| Saudi Ar. | 5.8005-5.8060 | 3.7505-3.7515 |
| Singapore | 3.0555-3.0610 | 1.9535-1.9555 |
| S. Af (Cm) | 4.3310-4.3415 | 2.7680-2.7710 |
| S. Af (Fn) | 6.3580-6.4685 | 4.0485-4.1320 |
| Taiwan | 41.15-41.25 | 26.00-26.10 |
| U.A.E. | 5.6795-5.6850 | 3.6725-3.6735 |

*Selling rate

### POUND SPOT- FORWARD AGAINST THE POUND

| June.27 | Day's spread | Close | One month | % p.a. | Three months | % p.a. |
|---|---|---|---|---|---|---|
| US | 1.5455-1.5710 | 1.5650-1.5660 | 0.58-0.55cpm | 4.33 | 1.70-1.65pm | 4.28 |
| Canada | 1.8523-1.8710 | 1.8700-1.8710 | 0.29-0.18cpm | 1.51 | 0.83-0.66pm | 1.59 |
| Netherlands | 3.40¼-3.45¼ | 3.44¼-3.45¼ | 2¼-1⅞cpm | 6.95 | 5¾-5⅝pm | 6.45 |
| Belgium | 62.25-64.00 | 63.90-64.00 | 31-29cpm | 5.63 | 86-83pm | 5.29 |
| Denmark | 11.81¼-11.91 | 11.90-11.91 | 5-4¼orepm | 4.79 | 14¼-13½pm | 4.64 |
| Ireland | 1.1240-1.1480 | 1.1445-1.1455 | 0.55-0.50ppm | 5.50 | 1.40-1.30pm | 4.72 |
| W. Germany | 3.02½-3.06½ | 3.06-3.06½ | 1⅞-1¾pfpm | 7.10 | 5¼-5⅛pm | 6.86 |
| Portugal | 253.20-256.10 | 255.10-256.10 | 15-24cdis | -0.92 | 47-142dis | -1.48 |
| Spain | 193.00-194.40 | 194.10-194.40 | 28-15cpm | 1.35 | 61-42cpm | 1.06 |
| Italy | 2194-2213½ | 2212½-2213½ | 3-2lirepm | 1.36 | 10-8pm | 1.63 |
| Norway | 11.07-11.14¼ | 11.13¼-11.14¼ | 3⅝-3¼orepm | 3.77 | 9⅝-9⅛pm | 3.46 |
| France | 10.28½-10.38¼ | 10.37¼-10.38¼ | 4¾-4¼cpm | 4.98 | 12⅝-12⅛pm | 4.79 |
| Sweden | 10.28½-10.36¼ | 10.35-10.36 | 2¼-2¼orepm | 2.61 | 6⅞-6⅝pm | 2.56 |
| Japan | 218¾-221¼ | 220¼-221¼ | 1⅝-1½ypm | 8.49 | 4⅝-4½pm | 8.27 |
| Austria | 21.34-21.51 | 21.48-21.51 | 12⅝-12⅛gropm | 6.91 | 35¼-33⅞pm | 6.51 |
| Switzerland | 2.60¼-2.64¼ | 2.63¼-2.64¼ | 1⅝-1½cpm | 7.11 | 4⅝-4½pm | 6.54 |
| ECU | 1.4640-1.4745 | 1.4735-1.4745 | 0.63-0.60cpm | 5.01 | 1.66-1.61pm | 3.08 |

Commercial rates taken towards the end of London trading Belgian rate is convertible francs. Financial franc 64.05-64.15. Six-month forward dollar 3.50-3.45cpm 12 months 6.65-6.55cpm

### DOLLAR SPOT- FORWARD AGAINST THE DOLLAR

| June.27 | Day's spread | Close | One month | % p.a. | Three months | % p.a. |
|---|---|---|---|---|---|---|
| UK† | 1.5455-1.5710 | 1.5650-1.5660 | 0.58-0.55cpm | 4.33 | 1.70-1.65pm | 4.28 |
| Ireland† | 1.3605-1.3685 | 1.3655-1.3665 | 0.08-0.13cdis | -1.52 | 0.93-1.03dis | -2.87 |
| Canada | 1.1925-1.1955 | 1.1935-1.1945 | 0.26-0.30cdis | -2.81 | 0.78-0.84dis | -2.71 |
| Netherlands | 2.1920-2.2075 | 2.2020-2.2030 | 0.46-0.44cpm | 2.46 | 1.20-1.16pm | 2.15 |
| Belgium | 40.70-41.00 | 40.80-40.90 | 4.50-3.00cpm | 1.10 | 10.00-7.00pm | 0.83 |
| Denmark | 7.57¼-7.62¼ | 7.60¼-7.60¾ | 0.45-0.20orepm | 0.51 | 0.50-0.10pm | 0.16 |
| W. Germany | 1.9445-1.9595 | 1.9555-1.9565 | 0.47-0.45pfpm | 2.83 | 1.19-1.16pm | 2.41 |
| Portugal | 162.95-163.55 | 162.95-163.05 | 65-85cdis | -5.52 | 225-285dis | -6.26 |
| Spain | 123.60-124.85 | 124.00-124.10 | 30-40cdis | -3.39 | 108-116dis | -3.64 |
| Italy | 1406-1416½ | 1413½-1414¼ | 3.20-3.70liredis | -2.51 | 9.80-10.50dis | 2.88 |
| Norway | 7.10-7.14¼ | 7.11½-7.12 | 0.27-0.52oredis | -0.67 | 1.80-2.10dis | -1.10 |
| France | 6.60¼-6.64½ | 6.63-6.63½ | 0.27-0.22cpm | 0.44 | 0.60-0.40pm | 0.30 |
| Sweden | 6.59¼-6.63¼ | 6.61½-6.62 | 1.03-1.18oredis | -2.03 | 3.25-3.50dis | -2.04 |
| Japan | 139.70-141.40 | 141.05-141.15 | 0.54-0.52ypm | 4.53 | 1.43-1.40pm | 4.03 |
| Austria | 13.70¼-13.78 | 13.70¼-13.71¼ | 2.85-2.35gropm | 2.27 | 7.50-6.00pm | 1.97 |
| Switzerland | 1.6715-1.6875 | 1.6835-1.6845 | 0.33-0.30cpm | 2.25 | 0.89-0.85pm | 2.08 |
| ECU | 1.0585-1.0630 | 1.0620-1.0630 | 0.48-0.58cdis | -5.99 | 0.60-0.80dis | -2.64 |

Commercial rates towards the end of London trading. † UK and Ireland are quoted in US currency. Forward premiums and discounts apply to the US dollar and not to the individual currency. Belgian rate is for convertible francs. Financial franc 40-90-41.00.

### EURO-CURRENCY INTEREST RATES

| June.27 | Short term | 7 Days notice | One Month | Three Months | Six Months | One Year |
|---|---|---|---|---|---|---|
| Sterling | 13½-13¼ | 13½-13⅜ | 13⅞-13¾ | 13⅞-13¾ | 14-13⅞ | 14-13⅞ |
| US Dollar | 9½-9⅜ | 9⅜-9¼ | 9⅜-9¼ | 9⅜-9¼ | 9⅜-9¼ | 9¼-8⅞ |
| Can. Dollar | 11½-11¼ | 11⅝-11⅜ | 11⅞-11⅝ | 11⅞-11⅝ | 11¾-11½ | 11⅝-11⅜ |
| D. Guilder | 6¾-6⅝ | 6⅞-6¾ | 6⅞-6¾ | 7⅛-7 | 7⅜-7¼ | 7½-7⅜ |
| Sw Franc | 7¼-7⅛ | 7⅜-7¼ | 7⅛-7 | 7⅜-7¼ | 7⅛-7 | 7-6⅞ |
| Deutschmark | 6¾-6⅝ | 6¾-6⅝ | 6¾-6⅝ | 6⅞-6¾ | 7⅛-6⅞ | 7⅜-7¼ |
| Fr. Franc | 9⅛-9 | 9⅛-9 | 9⅛-9 | 9⅛-9 | 9⅛-9 | 9⅜-9¼ |
| Italian Lire | 11-9 | 13½-12½ | 12⅞-12⅜ | 12⅜-11⅞ | 12⅜-12 | 12⅝-12⅜ |
| B. Fr. (Fin) | 8⅞-8⅝ | 8½-8⅜ | 8⅝-8⅜ | 8½-8⅜ | 8½-8⅜ | 8½-8⅜ |
| B. Fr. (Con.) | 9-8¾ | 8⅝-8½ | 8⅝-8½ | 8⅝-8½ | 8⅝-8½ | 8⅝-8½ |
| Yen | 5¼-5⅛ | 5⅜-5¼ | 5⅜-5¼ | 5⅜-5¼ | 5⅜-5¼ | 5⅜-5¼ |
| D. Krone | 9½-9¼ | 9⅜-9¼ | 9½-9¼ | 9½-9¼ | 9⅝-9⅜ | 9⅝-9⅜ |
| Asian $Sing | 9½-9⅜ | 9⅜-9¼ | 9⅜-9¼ | 9⅜-9¼ | 9⅜-9¼ | 9⅛-9 |

Long term Eurodollars: two years 9¼-8⅞ per cent; three years 9¼-8⅞ per cent; four years 9¼-8⅞ per cent; five years 9¼-8⅞ per cent nominal. Short term rates are call for US Dollars and Japanese Yen; others, two days' notice.

### EXCHANGE CROSS RATES

| June.27 | £ | $ | DM | Yen | F Fr. | S Fr. | H Fl. | Lira | C $ | B Fr. |
|---|---|---|---|---|---|---|---|---|---|---|
| £ | 1 | 1.566 | 3.063 | 220.8 | 10.38 | 2.638 | 3.448 | 2213 | 1.871 | 64.00 |
| $ | 0.639 | 1 | 1.956 | 141.0 | 6.628 | 1.685 | 2.202 | 1413 | 1.195 | 40.87 |
| DM | 0.326 | 0.511 | 1 | 72.09 | 3.389 | 0.861 | 1.126 | 722.5 | 0.611 | 20.89 |
| YEN | 4.529 | 7.092 | 13.87 | 1000. | 47.01 | 11.95 | 15.62 | 10023 | 8.474 | 289.9 |
| F Fr. | 0.953 | 1.509 | 2.951 | 212.7 | 10. | 2.541 | 3.322 | 2132 | 1.803 | 61.66 |
| S Fr. | 0.379 | 0.594 | 1.161 | 83.70 | 3.935 | 1 | 1.307 | 838.9 | 0.709 | 24.26 |
| H Fl. | 0.290 | 0.454 | 0.888 | 64.04 | 3.010 | 0.765 | 1 | 641.8 | 0.543 | 18.56 |
| Lira | 0.452 | 0.708 | 1.384 | 99.77 | 4.690 | 1.192 | 1.558 | 1000. | 0.845 | 28.92 |
| C $ | 0.534 | 0.837 | 1.637 | 118.0 | 5.548 | 1.410 | 1.843 | 1183 | 1 | 34.21 |
| B Fr. | 1.563 | 2.447 | 4.786 | 345.0 | 16.22 | 4.122 | 5.388 | 3458 | 2.923 | 100. |

Yen per 1,000: French Fr. per 10: Lira per 1,000: Belgian Fr. per 100.

## FINANCIAL FUTURES

# Squeeze on short positions

REACTION ON Liffe to the better than expected May UK trade figures was sharp, but fairly predictable. Short sterling rose strongly in active trading of over 53,000 lots for September delivery. This contrasted with Monday, when trading was fairly quiet, at about 23,000.

There had been no sign of panic selling in the run up to the trade figures, but this was largely because of steady selling over a period of some days, leaving the market very short in expectation of bad data.

September short sterling had already been driven down near to a support point of around 85.40 on Monday and opened slightly higher at 85.48 yesterday, as traders began to consider the need to cover short positions.

Short sterling continued to rise in the morning, as dealers pondered the possibility that even if the trade figures were bad it might not lead to an immediate rise in bank base rates, while if the data were good it would inevitably produce a squeeze on bear positions as the market rushed to buy the contract.

By the time the figures were announced the September contract had climbed to 85.65, and then as a very sharp squeeze developed rose to a peak of 86.11, before closing at 86.10 compared with 85.46 on Monday.

**LIFFE LONG GILT FUTURES OPTIONS**

| Strike Price | Calls-settlements Sep | Calls-settlements Dec | Puts-settlements Sep | Puts-settlements Dec |
|---|---|---|---|---|
| 91 | 342 | 421 | 15 | 43 |
| 92 | 250 | 339 | 24 | 61 |
| 93 | 204 | 261 | 42 | 119 |
| 94 | 129 | 223 | 103 | 145 |
| 95 | 101 | 155 | 139 | 213 |
| 96 | 42 | 128 | 216 | 250 |
| 97 | 26 | 106 | 300 | 328 |

Estimated volume total, Calls 4160 Puts 1495
Previous day's open int. Calls 11552 Puts 13932

**LIFFE US TREASURY BOND FUTURES OPTIONS**

| Strike Price | Calls-settlements Sep | Calls-settlements Dec | Puts-settlements Sep | Puts-settlements Dec |
|---|---|---|---|---|
| 92 | 534 | 558 | 14 | 48 |
| 94 | 348 | 423 | 28 | 113 |
| 96 | 216 | 303 | 60 | 157 |
| 98 | 108 | 201 | 152 | 256 |
| 100 | 33 | 119 | 310 | 409 |
| 102 | 15 | 52 | 459 | 542 |
| 104 | 7 | 30 | 651 | 720 |

Estimated volume total, Calls 2 Puts 210
Previous day's open int. Calls 2241 Puts 2558

**LIFFE BUND FUTURES OPTIONS**

| Strike Price | Calls-settlements Sep | Calls-settlements Dec | Puts-settlements Sep | Puts-settlements Dec |
|---|---|---|---|---|
| 9350 | 153 | 169 | 16 | 47 |
| 9400 | 114 | 136 | 27 | 64 |
| 9450 | 79 | 108 | 42 | 86 |
| 9500 | 55 | 83 | 68 | 111 |
| 9550 | 35 | 63 | 98 | 141 |
| 9600 | 21 | 46 | 134 | 174 |
| 9650 | 13 | 33 | 176 | 211 |

Estimated volume total, Calls 995 Puts 615
Previous day's open int. Calls 11585 Puts 11598

**LIFFE £/$ OPTIONS**
£25,000 (cents per £1)

| Strike Price | Calls-settlements Jul | Calls-settlements Aug | Puts-settlements Jul | Puts-settlements Aug |
|---|---|---|---|---|
| 140 | 1630 | 1630 | 0 | 4 |
| 145 | 1130 | 1130 | 2 | 23 |
| 150 | 630 | 640 | 30 | 96 |
| 155 | 257 | 318 | 161 | 274 |
| 160 | 66 | 126 | 473 | 582 |
| 165 | 10 | 39 | 914 | 995 |
| 170 | 1 | 9 | 1405 | 1465 |

Estimated volume total, Calls 0 Puts 0
Previous day's open int. Calls 190 Puts 9

**LIFFE EURODOLLAR OPTIONS**
£1m points of 100%

| Strike Price | Calls-settlements Sep | Calls-settlements Dec | Puts-settlements Sep | Puts-settlements Dec |
|---|---|---|---|---|
| 9075 | 70 | 92 | 11 | 18 |
| 9100 | 52 | 74 | 18 | 25 |
| 9125 | 35 | 58 | 26 | 34 |
| 9150 | 23 | 45 | 39 | 46 |
| 9175 | 13 | 33 | 54 | 59 |
| 9200 | 8 | 22 | 74 | 73 |
| 9225 | 5 | 15 | 96 | 91 |

Estimated volume total, Calls 540 Puts 300
Previous day's open int. Calls 4321 Puts 2956

**LIFFE SHORT STERLING**

| Strike Price | Calls-settlements Sep | Calls-settlements Dec | Puts-settlements Sep | Puts-settlements Dec |
|---|---|---|---|---|
| 8575 | 66 | 133 | 31 | 29 |
| 8600 | 50 | 117 | 40 | 38 |
| 8625 | 38 | 98 | 53 | 44 |
| 8650 | 27 | 82 | 67 | 53 |
| 8675 | 19 | 68 | 84 | 64 |
| 8700 | 14 | 55 | 104 | 76 |
| 8725 | 10 | 44 | 125 | 90 |

Estimated volume total, Calls 3438 Puts 2594
Previous day's open int. Calls 12504 Puts 12619

**PHILADELPHIA SE £/$ OPTIONS**
£31,250 (cents per £1)

| Strike Price | Calls Jul | Calls Aug | Calls Sep | Calls Dec | Puts Jul | Puts Aug | Puts Sep | Puts Dec |
|---|---|---|---|---|---|---|---|---|
| 1.475 | 8.80 | 8.84 | 8.92 | 9.04 | 0.13 | 0.55 | 1.00 | 2.43 |
| 1.500 | 6.40 | 6.68 | 6.89 | 7.21 | 0.32 | 1.00 | 1.63 | 3.34 |
| 1.525 | 1.48 | 4.78 | 5.11 | 5.58 | 0.64 | 1.60 | 2.40 | 4.44 |
| 1.550 | 2.61 | 3.32 | 3.67 | 4.33 | 1.41 | 2.50 | 3.51 | 5.76 |
| 1.575 | 1.48 | 2.16 | 2.55 | 3.25 | 2.60 | 3.86 | 4.93 | 7.25 |
| 1.600 | 0.75 | 1.43 | 1.80 | 2.40 | 14.37 | 5.53 | 6.58 | 8.90 |
| 1.625 | 0.34 | 0.86 | 1.17 | 1.84 | 6.46 | 7.44 | 8.43 | 10.69 |

Previous day's open int: Calls 475,799 Puts 407,283 (All currencies)
Previous day's volume: Calls 9,890 Puts 10,800 (All currencies)

### LONDON (LIFFE)

**20-YEAR 9% NOTIONAL GILT**
£50,000 32nds of 100%

| | Close | High | Low | Prev. |
|---|---|---|---|---|
| Jun | 93-19 | 92-06 | 92-06 | 91-22 |
| Sep | 94-13 | 94-20 | 92-22 | 92-16 |

Estimated Volume 40794 (11115)
Previous day's open int. 27003 (26418)

**7-10 YEAR 9% NOTIONAL GILT**
£50,000 32nds of 100%

| | Close | High | Low | Prev. |
|---|---|---|---|---|
| Jun | 90-20 | | | 89-26 |
| Sep | | | | |

Estimated Volume 0 (0)
Previous day's open int. 0 (0)

**US TREASURY BONDS 8%**
$100,000 32nds of 100%

| | Close | High | Low | Prev. |
|---|---|---|---|---|
| Sep | 97-10 | 97-15 | 96-22 | 97-00 |
| Dec | 97-05 | | | 96-29 |
| Mar | | | | |

Estimated Volume 3326 (4386)
Previous day's open int. 6510 (6359)

**6% NOTIONAL GERMAN GOVT. BOND**
DM 250,000 100ths of 100%

| | Close | High | Low | Prev. |
|---|---|---|---|---|
| Sep | 94.87 | 95.03 | 94.73 | 95.01 |
| Dec | 94.72 | 94.71 | 94.70 | 94.86 |
| Mar | 94.57 | | | 94.71 |

Estimated Volume 18116 (13917)
Previous day's open int. 40979 (42042)

**6% NOTIONAL LONG TERM JAPANESE GOVT. BOND Y100m 100ths of 100%**

| | Close | High | Low | Prev. |
|---|---|---|---|---|
| Sep | 103.74 | 103.74 | 103.61 | 103.61 |
| Dec | 103.19 | | | 103.05 |

Estimated Volume 441 (292)
Previous day's open int. 951 (974)

**THREE MONTH STERLING**
£500,000 points of 100%

| | Close | High | Low | Prev. |
|---|---|---|---|---|
| Sep | 86.10 | 86.11 | 85.47 | 85.46 |
| Dec | 86.79 | 86.79 | 86.25 | 86.21 |
| Mar | 87.48 | 87.49 | 87.03 | 87.03 |
| Jun | 87.89 | 87.91 | 87.57 | 87.53 |

Est. Vol. (inc. figs. not shown) 58965 (26841)
Previous day's open int. 81846 (82305)

**THREE MONTH EURODOLLAR**
$1m points of 100%

| | Close | High | Low | Prev. |
|---|---|---|---|---|
| Sep | 91.34 | 91.35 | 91.23 | 91.26 |
| Dec | 91.49 | 91.49 | 91.40 | 91.44 |
| Mar | 91.62 | 91.62 | 91.56 | 91.60 |
| Jun | 91.52 | 91.50 | 91.50 | 91.50 |

Est. Vol. (inc. figs. not shown) 6165 (7223)
Previous day's open int. 42083 (42534)

**THREE MONTH EUROMARK**
DM 1m points of 100%

| | Close | High | Low | Prev. |
|---|---|---|---|---|
| Sep | 92.92 | 93.03 | 92.90 | 93.06 |
| Dec | 92.95 | 93.04 | 92.93 | 93.08 |
| Mar | 93.05 | 93.12 | 93.04 | 93.14 |
| Jun | 93.11 | | | 93.17 |

Estimated Volume 6275 (1797)
Previous day's open int. 16279 (16269)

**FT-SE 100 INDEX**
£25 per full index point

| | Close | High | Low | Prev. |
|---|---|---|---|---|
| Jun | 221.40 | 221.50 | 216.80 | 217.90 |
| Sep | 225.10 | 225.40 | 220.80 | 221.90 |

Estimated Volume 5757 (2984)
Previous day's open int. 25572 (25438)

**POUND-$ (FOREIGN EXCHANGE)**

| Spot | 1-mth. | 3-mth. | 6-mth. | 12-mth. |
|---|---|---|---|---|
| 1.5655 | 1.5599 | 1.5488 | 1.5308 | 1.4995 |

**IMM-STERLING $s per £**

| | Latest | High | Low | Prev. |
|---|---|---|---|---|
| Sep | 1.5518 | 1.5528 | 1.5440 | 1.5318 |
| Dec | 1.5326 | 1.5330 | 1.5240 | 1.5118 |
| Mar | 1.5130 | 1.5180 | - | 1.4936 |

### CHICAGO

**U.S. TREASURY BONDS (CBT) 8%**
$100,000 32nds of 100%

| | Latest | High | Low | Prev. |
|---|---|---|---|---|
| Sep | 97-11 | 97-16 | 96-21 | 96-28 |
| Dec | 97-06 | 97-09 | 96-17 | 96-23 |
| Mar | 97-00 | 97-02 | 96-20 | 96-16 |
| Jun | 96-24 | 96-24 | 96-04 | 96-08 |
| Sep | 96-16 | 96-16 | 95-29 | 96-00 |
| Dec | 96-07 | 96-07 | 95-31 | 95-25 |
| Mar | - | - | - | 95-18 |
| Jun | - | - | - | 95-11 |
| Sep | - | - | - | 95-04 |
| Dec | - | - | - | 94-29 |
| Mar | - | - | - | - |

**U.S. TREASURY BILLS (IMM)**
$1m points of 100%

| | Latest | High | Low | Prev. |
|---|---|---|---|---|
| Sep | 92.62 | 92.63 | 92.55 | 92.58 |
| Dec | 92.84 | 92.85 | 92.77 | 92.81 |
| Mar | 93.01 | 93.01 | 92.95 | 92.98 |
| Jun | 92.95 | 92.95 | - | 92.88 |
| Sep | - | - | - | 92.80 |

**SWISS FRANC (IMM)**
SFr 125,000 $ per SFr

| | Latest | High | Low | Prev. |
|---|---|---|---|---|
| Sep | 0.5995 | 0.6000 | 0.5964 | 0.5962 |
| Dec | 0.6020 | 0.6030 | 0.5998 | 0.5994 |
| Mar | 0.6055 | 0.6060 | - | 0.6031 |

**JAPANESE YEN (IMM)**
Y12.5m $ per Y100

| | Latest | High | Low | Prev. |
|---|---|---|---|---|
| Sep | 0.7198 | 0.7199 | 0.7145 | 0.7167 |
| Dec | 0.7258 | 0.7258 | 0.7200 | 0.7233 |
| Mar | 0.7300 | 0.7300 | 0.7275 | 0.7296 |

**DEUTSCHE MARK (IMM)**
DM125,000 $ per DM

| | Latest | High | Low | Prev. |
|---|---|---|---|---|
| Sep | 0.5162 | 0.5163 | 0.5132 | 0.5144 |
| Dec | 0.5181 | 0.5183 | 0.5162 | 0.5169 |
| Mar | - | - | - | 0.5192 |

**THREE-MONTH EURODOLLAR (IMM)**
$1m points of 100%

| | Latest | High | Low | Prev. |
|---|---|---|---|---|
| Sep | 91.31 | 91.34 | 91.22 | 91.26 |
| Dec | 91.48 | 91.50 | 91.40 | 91.45 |
| Mar | 91.60 | 91.62 | 91.55 | 91.61 |
| Jun | 91.50 | 91.52 | 91.45 | 91.51 |
| Sep | 91.42 | 91.45 | 91.38 | 91.44 |
| Dec | 91.30 | 91.33 | 91.28 | 91.25 |
| Mar | 91.32 | 91.33 | 91.30 | 91.34 |
| Jun | 91.41 | 91.31 | 91.26 | 91.31 |

**STANDARD & POORS 500 INDEX**
$500 times index

| | Latest | High | Low | Prev. |
|---|---|---|---|---|
| Sep | 332.35 | 333.10 | 331.80 | 331.35 |
| Dec | 336.50 | 337.05 | 336.05 | 335.40 |
| Mar | 340.70 | 341.20 | - | 339.40 |

### EUROPEAN OPTIONS EXCHANGE

| Series | | Aug. 89 Vol | Aug. 89 Last | Nov. 89 Vol | Nov. 89 Last | Feb. 90 Vol | Feb. 90 Last | Stock |
|---|---|---|---|---|---|---|---|---|
| Gold C | $380 | 24 | 8 | 50 | 16.50 b | - | - | $376.90 |
| Gold C | $390 | 63 | 4.50 | 109 | 12 | - | - | $376.90 |
| Gold C | $400 | 118 | 2.80 | 5 | 8 | 8 | 15.50 | $376.90 |
| Gold P | $370 | 271 | 4.90 | 4 | 6.80 | - | - | $376.90 |

| Series | | Jul. 89 Vol | Jul. 89 Last | Aug. 89 Vol | Aug. 89 Last | Sep. 89 Vol | Sep. 89 Last | Stock |
|---|---|---|---|---|---|---|---|---|
| EOE Index C | FL 270 | 300 | 44.50 b | - | - | - | - | FL 313.81 |
| EOE Index C | FL 285 | 229 | 29.50 b | - | - | - | - | FL 313.81 |
| EOE Index C | FL 300 | 78 | 15 | - | - | 50 | 19.50 | FL 313.81 |
| EOE Index C | FL 305 | 632 | 11.20 | 42 | 14 b | - | - | FL 313.81 |
| EOE Index C | FL 310 | 318 | 7.70 b | 1 | 10.90 | - | - | FL 313.81 |
| EOE Index C | FL 315 | 138 | 4.80 | 59 | 8.20 | - | - | FL 313.81 |
| EOE Index C | FL 320 | 408 | 2.70 | 340 | 5.70 | - | - | FL 313.81 |
| EOE Index C | FL 325 | 191 | 1.50 | - | - | - | - | FL 313.81 |
| EOE Index P | FL 305 | 364 | 1.40 | 128 | 3.80 | - | - | FL 313.81 |
| EOE Index P | FL 310 | 396 | 2.70 | 95 | 5.70 | 4 | 8.50 | FL 313.81 |
| EOE Index P | FL 315 | 468 | 5 | 17 | 7.50 a | 3 | 10.80 | FL 313.81 |
| EOE Index P | FL 320 | 251 | 7.70 | 4 | 10 | - | - | FL 313.81 |
| EOE Index P | FL 325 | 216 | 11.50 | - | - | - | - | FL 313.81 |

| Series | | Jul. 89 Vol | Jul. 89 Last | Oct. 89 Vol | Oct. 89 Last | Jan. 90 Vol | Jan. 90 Last | Stock |
|---|---|---|---|---|---|---|---|---|
| ABN C | FL 45 | 82 | 0.40 | 97 | 1.50 | 552 | 2.30 | FL 43.80 |
| ABN P | FL 45 | 18 | 1.50 | 83 | 2.70 | - | - | FL 43.80 |
| Aegon C | FL 100 | 160 | 3 | 158 | 5.50 | 21 | 8 | FL 101.60 |
| Aegon P | FL 100 | 2 | 1.10 | 85 | 3.30 | - | - | FL 101.60 |
| Ahold C | FL 120 | 157 | 2.70 | 97 | 5.70 | - | - | FL 119.30 |
| Ahold P | FL 120 | 87 | 2.40 | 40 | 5 | 10 | 7.20 | FL 119.30 |
| Akzo C | FL 150 | 217 | 4.20 a | 33 | 9.30 | 6 | 12.20 | FL 152 |
| Akzo P | FL 150 | 128 | 1.40 | 87 | 3.50 | 72 | 5 b | FL 152 |
| Amev C | FL 50 | 37 | 4.70 b | 126 | 5.70 | - | - | FL 54.70 |
| Amro C | FL 85 | 102 | 1.40 | 36 | 3.30 | 15 | 5 | FL 85 |
| Amro P | FL 80 | - | - | 475 | 1.60 | - | - | FL 85 |
| BUHRMANN-T C | FL 75 | 1003 | 0.10 | 4 | 1.70 | - | - | FL 68.80 |
| DAF N.V. C | FL 60 | 54 | 1.10 | 494 | 2.70 | 144 | 4.40 | FL 57.60 |
| N.V. DSM C | FL 140 | 15 | 2.80 | 192 | 7.10 | 4 | 10.20 | FL 140.10 |
| N.V. DSM P | FL 145 | - | - | - | - | 150 | 9.20 | FL 140.10 |
| Elsevier C | FL 70 | 15 | 4.50 | 305 | 6.60 b | - | - | FL 74.20 |
| Elsevier P | FL 75 | 25 | 1.70 | 3 | 3.30 | 100 | 4.70 | FL 74.20 |
| Gist-Broc. C | FL 35 | 57 | 2.30 | 42 | 4.30 | 29 | 5.60 | FL 36.90 |
| Gist-Broc P | FL 35 | 3 | 0.40 | 186 | 1.40 | 2 | 2.10 | FL 36.90 |
| Heineken C | FL 120 | 205 | 7.50 | 36 | 10.50 | 15 | 12 | FL 126.80 |
| Heineken P | FL 110 | 5 | 0.10 | 50 | 1 | - | - | FL 126.80 |
| Hoogovens C | FL 115 | 596 | 4.80 | 1181 | 10.70 | 20 | 13.50 | FL 116.50 |
| Hoogovens P | FL 115 | 404 | 3 | 96 | 6.80 | - | - | FL 116.50 |
| KLM C | FL 50 | 498 | 3 | 467 | 4.10 | 86 | 5.60 | FL 52 |
| KLM P | FL 50 | 11 | 0.60 | 76 | 2.30 | 64 | 3.50 | FL 52 |
| KNP C | FL 60 | 177 | 0.90 | 209 | 3 | 81 | 4.60 | FL 57.10 |
| KNP P | FL 60 | 14 | 3.50 | 39 | 4.10 | 50 | 5 | FL 57.10 |
| NEDLLOYD C | FL 450 | 59 | 9 | 8 | 27 | - | - | FL 444 |
| NEDLLOYD P | FL 400 | 40 | 0.70 | 9 | 7 | 100 | 14.50 | FL 444 |
| Nat.Ned. C | FL 60 | 102 | 5.30 | 425 | 6 | 5 | 7 b | FL 65.10 |
| Nat.Ned. P | FL 60 | 4 | 0.20 | 229 | 1 | 50 | 1.50 | FL 65.10 |
| Philips C | FL 40 | 1223 | 1.20 | 118 | 3.10 | 109 | 4.30 | FL 39.80 |
| Philips P | FL 35 | 8 | 0.10 | 160 | 0.70 | 56 | 1.10 | FL 39.80 |
| Royal Dutch C | FL 140 | 1271 | 2.80 | 927 | 5.80 | 32 | 8.30 | FL 140.40 |
| Royal Dutch P | FL 140 | 1022 | 2 | 383 | 5.50 | 6 | 6.20 b | FL 140.40 |
| Unilever C | FL 140 | 320 | 4.30 | 195 | 8.10 | 10 | 9.70 | FL 143 |
| Unilever P | FL 160 | - | - | - | - | 100 | 17.50 | FL 143 |
| Van Ommeren C | FL 50 | 676 | 1.60 | 179 | 3.80 | - | - | FL 48.70 |
| Van Ommeren P | FL 50 | 10 | 2.50 | 215 | 4 | - | - | FL 48.70 |
| Wessanen C | FL 95 | 6 | 0.80 | 79 | 2.40 | - | - | FL 92.50 |

TOTAL VOLUME IN CONTRACTS : 44,681
A=Ask B=Bid C=Call P=Put

## MONEY MARKETS

# London rates fall

RELIEF FLOWED through the London money market as yesterday's announcement of the May UK trade figures ended fears of an immediate rise in bank base rates. On the other hand there were signs of growing pressure on rates in Frankfurt, although speculation that official West German interest rates are heading higher may be premature.

The trade deficit was below the general level of forecasts, leading to a rally by sterling and an easing of upward pressure on London rates. Reaction in the market was that the need for higher base rates has faded but this does not mean there is much prospect of lower rates for some time.

**UK clearing bank base lending rate 14 per cent from May 24**

Three-month sterling interbank fell to 14-13⅞ per cent from 14⅛-14$\frac{1}{16}$ per cent.

Publication of the trade data was quickly followed by reassurance from the Bank of England on interest rates. In recent days the central bank has tended to leave its market operations until late in the day and to keep credit conditions tight. This has allowed greater control over the level of short term interest rates and has made speculation against sterling more expensive, but yesterday the authorities provided enough help during the morning to take out the full underlying shortage.

The Bank of England initially forecast a money market shortage of £650m, but revised this to £750m at noon. Total help of £749m was provided, when the authorities bought band 1 bank bills at 13¾ per cent before lunch.

Bills maturing in official hands, repayment of late assistance and a take-up of Treasury bills drained £187m, with Exchequer transactions absorbing £510m and bank balances below target £35m. These outweighed a fall in the note circulation adding £80m to liquidity.

In Frankfurt there was some fear that official concern about inflation could lead to a rise in the German discount or Lombard rates at tomorrow's Bundesbank council meeting. On balance this seems unlikely however, following recent figures showing slower M3 money supply growth and lower import prices.

The money market remained short of funds and call money rose to 6.45 per cent from 6.40 per cent, touching the Bundesbank's Lombard emergency financing rate of 6.50 per cent in places. Banks are required to have a minimum average level of reserves at the Bundesbank. The amount is set by the central bank each month. Tax payments have led to a fall in the level of these reserves recently, creating heavy demand for money.

### FT LONDON INTERBANK FIXING

| (11.00 a.m. June.27) 3 months US dollars | | 6 months US Dollars | |
|---|---|---|---|
| bid 9¼ | offer 9⅜ | bid 9⅛ | offer 9¼ |

The fixing rates are the arithmetic means rounded to the nearest one-sixteenth, of the bid and offered rates for $10m quoted by the market to five reference banks at 11.00 a.m. each working day. The banks are National Westminster Bank, Bank of Tokyo, Deutsche Bank, Banque National de Paris and Morgan Guaranty Trust.

### MONEY RATES

**NEW YORK**

| Lunchtime | | Treasury Bills and Bonds | | | |
|---|---|---|---|---|---|
| Prime rate | 11 | One month | 8.06 | Three year | 8.24 |
| Broker loan rate | 10½-¼ | Two month | 8.27 | Four year | 8.24 |
| Fed funds | 9$\frac{3}{16}$ | Three month | 8.33 | Five year | 8.15 |
| Fed funds at intervention | - | Six month | 8.19 | Seven year | 8.15 |
| | | One year | 8.32 | 10-year | 8.11 |
| | | Two year | 8.30 | 30-year | 8.09 |

| June.27 | Overnight | One Month | Two Months | Three Months | Six Months | Lombard Intervention |
|---|---|---|---|---|---|---|
| Frankfurt | 6.40-6.50 | 6.50-6.60 | 6.65-6.75 | 6.75-6.90 | 6.85-7.00 | 6.50 |
| Paris | 9-9⅛ | 8$\frac{15}{16}$-9$\frac{1}{16}$ | 8$\frac{15}{16}$-9$\frac{1}{16}$ | 8$\frac{15}{16}$-9$\frac{1}{16}$ | 9-9⅛ | 7.00 |
| Zurich | 6¾-7⅛ | 6¾-7 | - | 6¾-7 | - | - |
| Amsterdam | 6.75-6.87 | 6.95-7.05 | - | 7.08-7.18 | - | - |
| Tokyo | 4$\frac{13}{16}$-4$\frac{11}{16}$ | 5$\frac{3}{16}$-5$\frac{1}{16}$ | - | 5$\frac{5}{16}$-5$\frac{3}{16}$ | - | - |
| Milan | 12¼-12½ | 12⅜-12⅞ | - | 12⅝-12⅞ | - | - |
| Brussels | 8.90 | 8¾-8½ | - | 8$\frac{7}{16}$-8$\frac{5}{16}$ | - | - |
| Dublin | 8⅝-8⅞ | 8¾-9 | 9-9¼ | 9$\frac{1}{16}$-9$\frac{5}{16}$ | 9$\frac{3}{16}$-9$\frac{7}{16}$ | - |

### LONDON MONEY RATES

| June.27 | Overnight | 7 days notice | One Month | Three Months | Six Months | One Year |
|---|---|---|---|---|---|---|
| Interbank Offer | 14 | 13$\frac{15}{16}$ | 14 | 14⅛ | 14½ | 14⅜ |
| Interbank Bid | 10 | 13⅞ | 13¾ | 13$\frac{15}{16}$ | 14 | 14 |
| Sterling CDs | - | - | 13⅞ | 13$\frac{15}{16}$ | 13$\frac{15}{16}$ | 13⅞ |
| Local Authority Deps. | 13⅞ | 13¾ | 13¾ | 14$\frac{1}{16}$ | 14¼ | 14⅛ |
| Local Authority Bonds | - | - | - | - | - | - |
| Discount Mkt Deps. | 13¾ | 13¾ | 13½ | 13¾ | - | - |
| Company Deposits | - | - | 13⅞ | 14$\frac{1}{16}$ | 14⅛ | 14¼ |
| Finance House Deposits | - | - | 13¾ | 14 | 14 | 13$\frac{15}{16}$ |
| Treasury Bills (Buy) | - | - | 13$\frac{15}{32}$ | 13$\frac{15}{32}$ | - | - |
| Bank Bills (Buy) | - | - | 13⅝ | 13½ | 13⅜ | - |
| Fine Trade Bills (Buy) | - | - | 14$\frac{1}{16}$ | 14¼ | 13⅞ | - |
| Dollar CDs | - | - | 9.50 | 9.25 | 9.10 | 9.05 |
| SDR Linked Dep Offer | - | - | 8$\frac{5}{16}$ | 8$\frac{5}{16}$ | 8$\frac{5}{16}$ | 8$\frac{5}{16}$ |
| SDR Linked Dep Bid | - | - | 8$\frac{3}{16}$ | 8$\frac{3}{16}$ | 8$\frac{3}{16}$ | 8$\frac{3}{16}$ |
| ECU Linked Dep Offer | - | - | 8$\frac{15}{16}$ | 9$\frac{1}{16}$ | 9$\frac{3}{16}$ | 9$\frac{5}{16}$ |
| ECU Linked Dep Bid | - | - | 8$\frac{13}{16}$ | 8$\frac{15}{16}$ | 9$\frac{1}{16}$ | 9$\frac{3}{16}$ |

Treasury Bills (sell): one-month 13$\frac{13}{32}$ per cent; three months 13$\frac{11}{32}$ per cent; Bank Bills (sell): one-month 13$\frac{9}{16}$ per cent; three months 13⅜ per cent: Treasury Bills: Average tender rate of discount 13.6141 p.c. ECGD Fixed Rate Sterling Export Finance. Make up day May 31, 1989. Agreed rates for period June 26 1989 to July 25, 1989, Scheme I: 14.02 p.c., Schemes II & III: 14.45 p.c. Reference rate for period April 29 to May 31, 1989, Scheme IV&V: 13.151 p.c. Local Authority and Finance Houses seven days' notice, others seven days' fixed. Finance Houses Base Rate 13½ from June.1, 1989: Bank Deposit Rates for sums at seven days notice 4 per cent. Certificates of Tax Deposit (Series 6): Deposit £100,000 and over held under one month 9½ per cent; one-three months 11 per cent; three-six months 11 per cent; six-nine months 11 per cent; nine-twelve months 11 per cent; Under £100,000 9½ per cent from December 1,1988, Deposits withdrawn for cash 5 per cent.

### BASE LENDING RATES

| | % | | % | | % |
|---|---|---|---|---|---|
| ABN Bank | 14 | Clydesdale Bank | 14 | NatWestminster | 14 |
| Adam & Company | 14 | Comm. Bk N. East | 14 | Northern Bank Ltd | 14 |
| AAB - Allied Arab Bk | 14 | Co-operative Bank | *14 | Norwich Gen. Trust | 14 |
| Allied Irish Bank | 14 | Coutts & Co | 14 | PRIVATbanken Limited | 14 |
| ● Henry Ansbacher | 14 | Cyprus Popular Bk | 14 | Provincial Bank PLC | 15 |
| Associates Cap Corp | 14 | Dunbar Bank PLC | 14 | R. Raphael & Sons | 14 |
| Authority Bank | 14 | Duncan Lawrie | 14 | Roxburghe Guarantee | 14½ |
| ● B & C Merchant Bank | 14 | Equatorial Bank plc | 14 | Royal Bk of Scotland | 14 |
| Bank of Baroda | 14 | Exeter Trust Ltd | 14½ | Royal Trust Bank | 14 |
| Banco Bilbao Vizcaya | 14 | Financial & Gen. Bank | 14 | ● Smith & Williamson Secs. | 14 |
| Bank Hapoalim | 14 | First National Bank Plc | 15 | Standard Chartered | 14 |
| Bank Credit & Comm | 14 | ● Robert Fleming & Co. | 14 | TSB | 14 |
| Bank of Cyprus | 14 | Robert Fraser & Ptnrs. | 14½ | United Bk of Kuwait | 14 |
| Bank of Ireland | 14 | Girobank | 14 | United Mizrahi Bank | 14 |
| Bank of India | 14 | ● Guinness Mahon | 14 | Unity Trust Bank Plc | 14 |
| Bank of Scotland | 14 | HFC Bank plc | 14 | Western Trust | 14 |
| Banque Belge Ltd | 14 | ● Hambros Bank | 14 | Westpac Bank Corp. | 14 |
| Barclays Bank | 14 | Heritable & Gen Inv Bnk | 14 | Whiteaway Laidlaw | 14 |
| Benchmark Bank PLC | 14 | ● Hill Samuel | §14 | Yorkshire Bank | 14 |
| Berliner Bank AG | 14 | C. Hoare & Co. | 14 | | |
| Brit Bk of Mid East | 14 | Hongkong & Shangh | 14 | | |
| ● Brown Shipley | 14 | ● Leopold Joseph & Sons | 14 | | |
| Business Mtge Tst | 14½ | Lloyds Bank | 14 | | |
| CL Bank Nederland | 14 | Meghraj Bank Ltd | 14 | | |
| Central Capital | 14 | McDonnell Douglas Bnk | 14 | | |
| ● Charterhouse Bank | 14 | Midland Bank | 14 | | |
| Citibank NA | 14 | Mortgage Express Ltd. | §13.75 | | |
| City Merchants Bank | 14 | Mount Banking | 14 | | |
| | | Nat Bk. of Kuwait | 14 | | |

● Members of British Merchant Banking & Securities Houses Association. * Deposit now 5.9% Savewise 8.5%. Top Tier-£10,000+ instant access 12.8% § Mortgage base rate. § Demand deposit 9%. Mortgage 13.25% - 14%.

FAIRBANKS FINANCIAL

MORTGAGES/ REMORTGAGES

ARE YOU AWARE THAT THERE IS FOREIGN INTEREST IN YOUR MORTGAGE?

* ECU loans at 10% fixed
* Deutschmark loans at 9.25%*
Sw. Franc loans at 9.75%*

MULTI CURRENCY FACILITIES ALSO AVAILABLE

* Rates correct at time of going to Press

If you would like further information on any of the above please call

01-385 5544

Licensed Credit Brokers. Open 7 days a week.
Monday – Friday 9am – 7pm Saturday, Sunday 10am – 2pm
Appointed Representative of Sun Alliance Life.
Member of LAUTRO and IMRO.

WATER INDUSTRY

The Financial Times proposes to publish this survey on:

25th July 1989

For a full editorial synopsis and advertisement details, please contact:

DENIS CODY
on 01-873 3301

or write to him at:

Number One
Southwark Bridge
London
SE1 9HL

FINANCIAL TIMES
EUROPE'S BUSINESS NEWSPAPER

I.G INDEX LTD, 9-11 GROSVENOR GARDENS, LONDON SW1W 0BD
Tel: 01-828 7233/5699 An AFBD member Reuters Code: IGIN, IGIO

| FT 30 | FTSE 100 | WALL STREET |
|---|---|---|
| Jun. 1838/1847 +37 | Jun. 2210/2220 +42 | Jul. 2540/2552 +20 |
| Sep. 1869/1878 +37 | Sep. 2250/2260 +42 | Sep. 2555/2567 +20 |

Prices taken at 5pm and change is from previous close at 9pm

JOTTER PAD

# CROSSWORD

No.6,971 Set by CINEPHILE

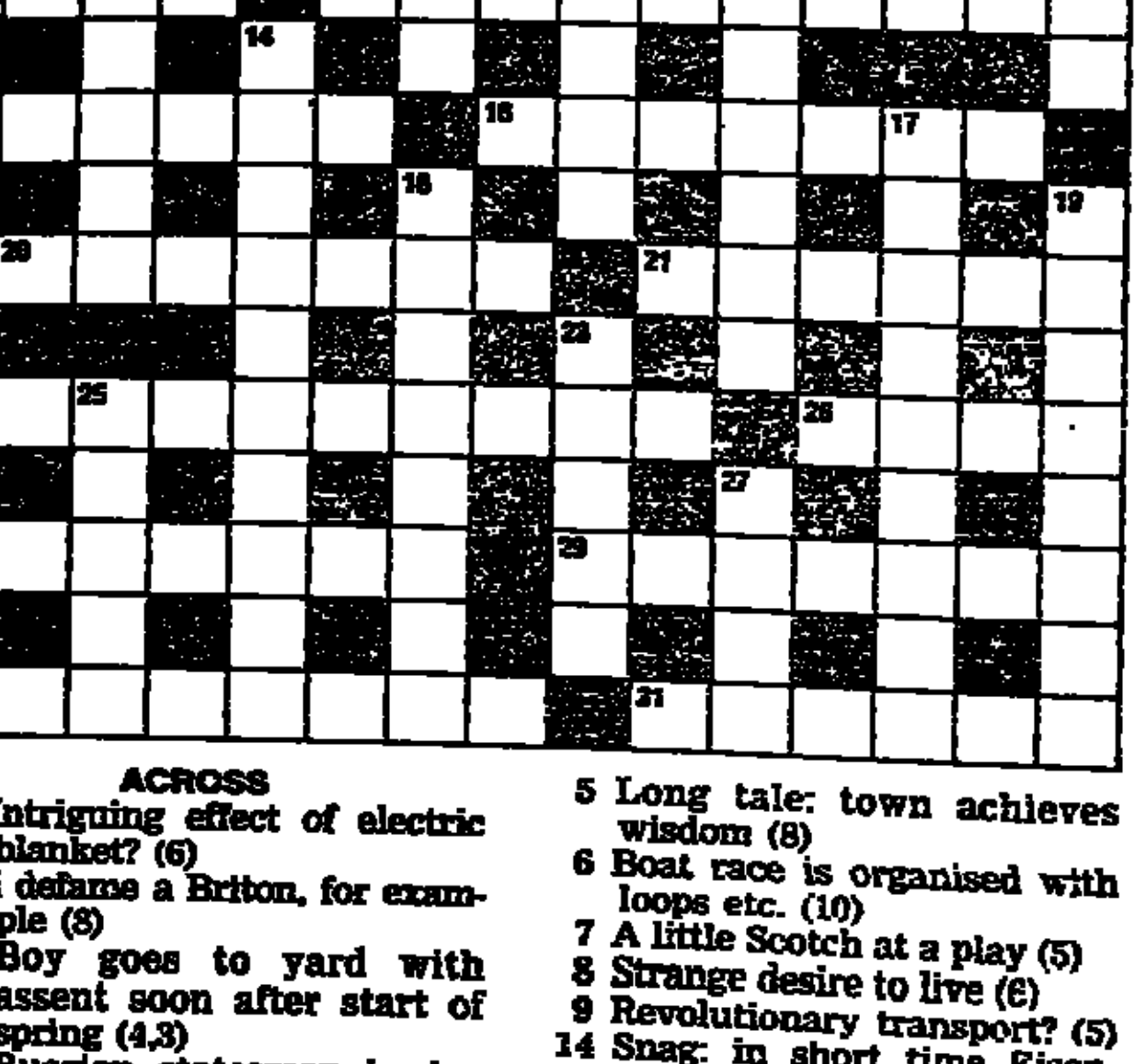

**ACROSS**

1 Intriguing effect of electric blanket? (6)
4 I defame a Briton, for example (8)
10 Boy goes to yard with assent soon after start of spring (4,3)
11 Russian statesman begins on students in Glasgow (7)
12 Important part of an orange (4)
13 Negro directors for demonstration (10)
15 Teacher with little time is a poor performer (6)
16 Musical note in condition for law (7)
20 The FT arrives having left inside a greeting (7)
21 A copper wants people with brains (6)
24 Howler with correction justifying one's efforts (10)
26 Goddess with two lives? (4)
28 Young deer, much loved, eating hay (7)
29 Royal fruit (7)
30 Underworld region to take one's attention (8)
31 Truly fashionable document (6)

**DOWN**

1 Home for whirlybird and her pilot maybe (8)
2 Season's board on harbour wall? (4,5)
3 Little boy in a whirl? (4)
5 Long tale: town achieves wisdom (8)
6 Boat race is organised with loops etc. (10)
7 A little Scotch at a play (5)
8 Strange desire to live (6)
9 Revolutionary transport? (5)
14 Snag: in short time Eisenhower wants transport (10)
17 Form of common ownership for newspaper run at speed (4-5)
18 Cooked meat and chip is stressful (8)
19 Little boy in funny kind of writing aid (8)
22 Pole used cloth and got nicked (6)
23 G-man's daughter can hold her drink? (5)
26 Control of the kidneys? (5)
27 Scheme to remove king from board (4)

Solution to Puzzle No.6,970

# WORLD STOCK MARKETS

### AUSTRIA

| June 27 | Sch | + or − |
|---|---|---|
| Austrian Airlines | 2,150 | -50 |
| Creditanstalt | 2,710 | -80 |
| Goesser | 3,710 | -190 |
| Interunfall | 18,800 | -400 |
| Jungbunzlauer | 15,500 | -600 |
| Laenderbank | 445 | -12 |
| Perlmooser | 1,390 | -10 |
| Reininghaus | 1,450 | -10 |
| Semperit | 290 | -20 |
| Steyr-Daimler | 110 | -5 |
| Veitscher Mag | 855 | -17 |
| Verbund | 187 | -2 |

### BELGIUM/LUXEMBOURG

| June 27 | Frs. | + or − |
|---|---|---|
| Arbed | 6,280 | -110 |
| B.B.L. | 3,480 | -20 |
| Bank Intl. a Lux | 15,200 | .... |
| Banque Gen. Du Lux | 14,500 | .... |
| Banque Nat. Belg | 37,025 | -50 |
| Bekaert B | 14,750 | .... |
| Ciment CBR | 6,900 | .... |
| Cobepa | 5,900 | -10 |
| Do. AFV 1 | 5,850 | .... |
| Do. AFV 2 | 5,840 | .... |
| Cockerill | 362 | .... |
| Colruyt | 15,700 | .... |
| Delhaize | 5,620 | +50 |
| EBES | 4,570 | -15 |
| Do. AFV 1 | 4,540 | .... |
| Do. AFV 2 | 4,560 | -5 |
| Fabrique Nat. | 810 | +8 |
| GIB Group | 1,368 | -26 |
| Do. AFV | 1,372 | -8 |
| GBL (BruxL) | 4,540 | -55 |
| Do. AFV 1 | 4,530 | -20 |
| Do. AFV 2 | 4,525 | -25 |
| Gechem | 1,100 | -28 |
| Do. AFV | 1,078 | .... |
| Generale Bank | 6,070 | .... |
| Do. AFV 1 | 6,140 | -20 |
| Do. AFV 2 | 6,250 | +30 |
| Gevaert | 8,320 | -30 |
| Hoboken | 17,400 | +100 |
| Do. AFV | 17,200 | .... |
| Intercom | 3,620 | .... |
| Do. AFV 1 | 3,600 | +30 |
| Do. AFV 2 | 3,590 | .... |
| Kredietbank | 4,290 | .... |
| Do. AFV | 3,920 | .... |
| Pan Holdings | 14,500 | .... |
| Petrofina | 12,975 | .... |
| Raffinerie Tirle | 2,080 | +25 |
| Royale Belge | 5,200 | +100 |
| Do. AFV 1 | 5,070 | .... |
| Do. AFV 2 | 5,350 | +50 |
| Soc Gen Belge | 4,705 | +30 |
| Do. AFV | 4,755 | +55 |
| Sofina | 12,575 | -75 |
| Solvay | 14,700 | +75 |
| Stanwick Intl | 170 | .... |
| Tessenderlo | 6,840 | +50 |
| Do. AFV | 6,900 | +100 |
| Tractebel | 10,000 | +10 |
| Do. AFV 1 | 9,900 | +10 |
| Do. AFV 2 | 10,000 | +50 |
| Do. AFV 3 | 10,000 | +100 |
| UCB | 11,650 | +75 |
| Do. AFV | 10,875 | +75 |
| Unerg | 2,595 | +15 |
| Do. AFV 1 | 2,585 | +5 |
| Do. AFV 2 | 2,568 | -20 |
| Wagons Lits | 8,390 | -60 |
| Do. AFV | 8,250 | +100 |

### DENMARK

| June 27 | Kr | + or − |
|---|---|---|
| Baltica Hldgs | 461 | +1 |
| Carlsberg | 1,380 | -2 |
| Cop Handelsbank | 313 | -0.4 |
| D. Sukkerfab | 676.9 | -0.1 |
| Den Danske Bank | 356 | .... |
| East Asiatic | 331 | +0.1 |
| FLS Inds B | 3,300 | .... |
| GNT Holding | 328.5 | .... |
| I.S.S. B Systems | 830 | -0.6 |
| Jyske Bank | 419 | .... |
| Nordisk Kabel | 587.2 | -2.8 |
| Novo Inds | 362 | +1.6 |
| Privatbanken | 278 | -1.5 |
| Royal C'hagen A | 450 | -15 |
| Sophus Berendsen | 1,480 | +12 |
| Superfos | 5,350 | .... |

### FINLAND

| June 27 | Mka | + or − |
|---|---|---|
| Amer | 147 | -1 |
| Cultor | 103.5 # | .... |
| Huhtamaki I Free | 109 | +16 |
| Huhtamaki k Free | 167.5 | .... |
| †KOP | 61.5 | -0.25 |
| Kone | 486.5 | +10.5 |
| Kymmene | 118 | +0.5 |
| Nokia | 125.5 | +14.5 |
| Pohjola 'B' | 111.5 | -0.5 |
| Rauma-Repola | 37 | -0.75 |
| Stockmann 'B' | 263 | -0.5 |
| UBF 'C' | 31.25 | .... |
| Utd. Paper Prf. | 125.5 | -2 |
| Wartsila (£1) | 317.5 | -2.5 |

### FRANCE

| June 27 | Frs. | + or − |
|---|---|---|
| Accor | 738 | -2 |
| Afrique Occiden | 2,271 | +1 |
| Air Liquide | 630 | .... |
| Alcatel | 3,050 | -35 |

### FRANCE (continued)

| June 27 | Frs. | + or − |
|---|---|---|
| Alsthom | 601 | -10 |
| Arjomari-Prioux | 2,570 | -65 |
| Auxiliare d'Ent | 1,055 | -15 |
| BIC | 741 | -4 |
| BSN | 680 | -8 |
| Bancaire Cie | 536 | +2 |
| BNP (Cert.Inv.) | 407 | -2 |
| Beghin-Say | 693 | -3 |
| Do. Certs | 451 | +1 |
| Bongrain | 3,059 | -1 |
| Bouygues | 665 | -9 |
| CMB Packaging | 699 | -5 |
| Carrefour | 3,150 | -6 |
| Casino | 212 | -1 |
| Cetelem | 626 | -8 |
| Chargeurs | 1,241 | -33 |
| Ciments Fr. | 1,546 | -29 |
| Club Mediterranee | 670 | +4 |
| Cofimeg | 351 | -4 |
| Cogifi | 359 | +1 |
| CGE | 447 | .... |
| Coparex | 314 | -1 |
| Cred Foncier Fr | 843 | -9 |
| Credit National | 1,086 | -16 |
| Damart | 2,989 | .... |
| Docks de France | 3,610 | -50 |
| Dollfus-Mieg | 550 | -7 |
| Dumez S.A. | 990 | -5 |
| Eaux (Cie Gen) | 1,993 | -7 |
| Ecco | 2,274 | .... |
| Electrofin're | 1,010 | .... |
| Elf-Aquitaine | 538 | +14 |
| Do. Certs | 440 | +14 |
| Epeda-Bertrand | 1,511 | .... |
| Essilor | 3,305 | -15 |
| Eternit (Fin.) | 2,730 | +20 |
| Eurafrance | 1,605 | +5 |
| Eurocom | 1,557 | -22 |
| Euromarche | 2,779 | -11 |
| Exor | 1,303 | -65 |
| Finextel | 206 | -0 |
| Fonciere Lyonn | 487 | -1 |
| Fromageries | 1,894 | +14 |
| GTM-Entrepose | 1,476 | .... |
| Gaumont (Soc N) | 565 | +13 |
| Gen Geophysique | 790 | -5 |
| Gen Occidentale | 900 | +19 |
| Hachette | 420 | +4 |
| Havas | 965 | +1 |
| Imetal | 354.2 | -5.8 |
| Immeubles de Fr | 1,249 | +29 |
| Immobanque | 735 | +15 |
| Industrielle | 6,030 | +100 |
| Interbail | 478 | -2 |
| Intertechnique | 1,465 | -20 |
| LVMH | 4,265 | +25 |
| Lafarge Coppee | 1,663 | -22 |
| La Henin | 568 | -3 |
| L'Oreal | 4,139 | -7 |
| Legrand | 3,900 | -30 |
| Locafrance | 475 | -3 |
| Lyonn. des Eaux | 1,780 | -14 |
| Maisons Phenix | 101 | -0 |
| Matra S.A. | 363 | +5 |
| Merlin-Gerin | 4,569 | +19 |
| Michelin B | 193 | -1 |
| Midi (Cie) | 1,312 | -8 |
| Moulinex | 142 | +1 |
| Navigation Mixt | 1,029 | +3 |
| Nord Est | 191 | -1 |
| Nouvelle Galer. | 585 | -5 |
| OFP | 1,428 | -22 |
| Orsan | 419 | +8 |
| Paribas | 498 | -2 |
| Paris Reescompte | 433 | -7 |
| Pechelbronn | 1,120 | -11 |
| Pernod Ricard | 1,347 | -5 |
| Perrier | 1,573 | -6 |
| Peugeot S.A. | 1,741 | +8 |
| Poliet | 732 | -20 |
| Pretabail Sicomi | 1,170 | -59 |
| Printemps Au | 714 | +4 |
| Promodes | 3,051 | -34 |
| Radiotech | 601 | -9 |
| Redoute | 3,250 | +42 |
| Rhone-Poul (Cs) | 582 | -5 |
| Roussel-Uclaf | 1,850 | -30 |
| SILIC | 765 | -1 |
| Sagem | 1,479 | -19 |
| St.Gobain | 637 | +5 |
| Saint Louis | 1,368 | -11 |
| Sanofi | 906 | -11 |
| Schneider | 782 | -12 |
| Seb SA | 996 | +6 |
| Sefimeg | 452 | -1 |
| Simco | 519 | -1 |
| Skis Rossignol | 1,208 | -1 |
| Soc. Gen. de Fr | 498 | -4 |
| Sommer-Allibert | 2,327 | -2 |
| Spie-Batignolles | 605 | +6 |
| Suez (Fin de) | 340 | .... |
| Taittinger | 3,650 | .... |
| TRT | 1,300 | -26 |
| Thomson (CSF) | 219 | -1 |
| Total-Petroles Fr. | 500 | -1 |
| UFB Locabail | 443 | .... |
| Uniball | 742 | -10 |
| Union Immob Fr | 576 | -14 |
| Valeo | 830 | -18 |
| Vallourec | 437 | +2 |

### GERMANY

| June 27 | Dm. | + or − |
|---|---|---|
| AEG | 214 | -1 |
| AG Ind & Verkehr | 590.5 | +10.5 |
| Aachener Munich | 815 | -4 |
| Allianz AG | 1,910 | -23 |
| Altana | 414 | -13 |
| Asko Deutsche K | 815 | -1 |
| Do. Prf. | 611 | .... |
| BASF | 312.9 | -1.1 |

### GERMANY (continued)

| June 27 | Dm. | + or − |
|---|---|---|
| Badenwerk | 225 | .... |
| Bayer | 301.8 | -0.7 |
| Bayer-Hypo | 398.5 | -1.5 |
| BMW | 564 | +0.5 |
| Bayer-Verein | 393 | -3 |
| Beiersdorf | 568 | .... |
| Berliner Kraft | 117 | +1 |
| BHF-Bank | 458 | -8 |
| Bilfinger & Berg | 470 | +10 |
| Brown Boveri | 450 | -0.1 |
| Colonia Versich | 725 | +6 |
| Do. Pref. | 643 | +1 |
| Commerzbank | 250.8 | -2.2 |
| Continental AG | 314.5 | +2.5 |
| DLW | 540.5 | -1.5 |
| Daimler-Benz | 714.8 | -6.7 |
| Decket (Fr.) | 202 | -1 |
| Degussa | 477 | -3.5 |
| Deutsche Babcock | 202 | +0.5 |
| Deutsche Bank | 583.5 | -5 |
| Didier-Werke | 249 | -4.8 |
| Dragerwerk | 285 | -4 |
| Dresdner Bank | 328.3 | -1.7 |
| Fag Kugelfischer | 393 | -8 |
| Feldmuehle Nobel | 375.5 | -0.5 |
| Gerresheimer | 256 | -11 |
| Goldschmidt (TH) | 429 | -0.2 |
| Hamburg Elekt | 159 | +5.5 |
| Hapag Lloyd | 345.5 | -9.5 |
| Harpener | 456 | .... |
| Heidelberger Zem | 720 | .... |
| Henkel Pref. | 520.5 | -15 |
| Herlitz | 260 | .... |
| Hochtief | 861 | .... |
| Hoechst | 300.5 | -1.9 |
| Hoesch | 267.5 | -5.5 |
| Holzmann (P) | 980 | +10 |
| Horten | 270.5 | -2 |
| Hussel | 604 | -1 |
| Industriekredit. | 253 | .... |
| Industrie Werke | 315 | .... |
| Kali & Salz | 221.5 | +1.3 |
| Karstadt | 558 | -1 |
| Kaufhof | 506.5 | -7.5 |
| KHD | 197 | +4 |
| Kloeckner Werke | 171 | -2.5 |
| Kraft Werke Rh | 306 | +1 |
| Lahmeyer | 860 | -5 |
| Leifheit | 539 | +9 |
| Linde | 748.5 | -1.5 |
| Lufthansa | 184.5 | .... |
| Do. N/V Pref. | 145 | .... |
| MAN | 327.5 | +1.4 |
| Do. Pref. | 261.6 | -0.4 |
| Mannesmann | 258 | -4.5 |
| Mannheimer Vers | 750 | +6 |
| Mercedes Hld | 555 | -7.2 |
| Metallgesell | 477 | +3 |
| Muench Rueck | 2,455 | +55 |
| Nixdorf | 306.6 | -3.4 |
| PWA | 309 | -5.9 |
| Phillips Kommun. | 564 | +2 |
| Porsche | 790 | -2 |
| Preussag | 313 | +4 |
| Rheinelektra | 1,595 | -35 |
| Rhein West Elect | 318.5 | +1 |
| Do. Pref. | 273 | -1.2 |
| Rheinmetall Berl | 414 | +1 |
| Do. Pref. | 280 | +2 |
| Rosenthal | 329 | .... |
| Schering | 664 | -4 |
| Schmalbach-Lub | 191.5 | -1 |
| Siemens | 575.7 | -5.5 |
| Springer Vig Rg | 550 | +3.5 |
| Sud-Chemie | 672 | .... |
| Thyssen | 253 | -4 |
| Varta | 360.2 | -1.8 |
| Veba | 319 | -1 |
| V.E.W. | 192 | +0.5 |
| Verein-West | 430 | -5 |
| Viag | 340 | -5 |
| Volkswagen | 418.5 | -3.5 |
| Do. Pref. | 352.3 | -3.2 |
| Wella Pref | 613 | +1 |
| Zanders Feln'per | 303 | +1 |

### ITALY

| June 27 | Lire | + or − |
|---|---|---|
| Banca Com'le | 4,671 | -28 |
| Banca Naz Agric | 12,450 | -50 |
| Banco Lariano | 5,185 | -25 |
| Bastogi-IRBS | 437 | -1 |
| Burgo (Cartiere) | 14,799 | -31 |
| CIR | 6,051 | -104 |
| Caffaro | 1,341 | +2 |
| Cementir | 3,205 | -29 |
| Cigahotel | 4,780 | -110 |
| Cofide | 6,003 | +16 |
| Credito Italiano | 2,310 | -25 |
| Danieli | 8,970 | -20 |
| Eridania | 6,458 | +18 |
| Fiat | 10,400 | -20 |
| Do. Priv. | 7,090 | -51 |
| Fidis | 7,110 | +120 |
| Fondiaria | 57,750 | -600 |
| Gemina | 1,926 | -4 |
| Generali Assicur | 43,300 | -500 |
| Gilardini Inds. | 18,895 | -55 |
| IFI Priv. | 20,120 | -90 |
| Italcable | 13,600 | -350 |
| Italcementi | 118,050 | -950 |
| Italgas | 2,382 | +1 |
| Lloyd Adriatico | 18,300 | -520 |
| Magneti Marelli | 3,060 | .... |
| Mediobanca | 23,705 | -15 |
| Mira-Lanza | 48,480 | -70 |
| Montedison | 2,212 | -38 |
| Olivetti | 9,301 | -54 |
| Pirelli Co | 8,036 | -65 |
| Pirelli Spa | 3,570 | -15 |
| Rinascente La | 5,701 | -29 |
| RAS | 28,400 | -500 |

### ITALY (continued)

| June 27 | Lire | + or − |
|---|---|---|
| SIP | 3,052 | -20 |
| Saffa A | 10,140 | +220 |
| Saipem | 2,805 | -43 |
| SASIB | 4,999 | -41 |
| Siossigeno | 39,000 | .... |
| Sirti Spa | 9,500 | -90 |
| SMI | 1,512 | -9 |
| Snia BPD | 2,865 | -16 |
| Toro Assicur | 21,090 | -110 |
| Tosi Franco | 28,810 | +110 |
| Unicem | 23,850 | -100 |

### NETHERLANDS

| June 27 | Fls. | + or − |
|---|---|---|
| ACF Holding | 51.60 | .... |
| AEGON | 101.60 | -0.3 |
| Ahold | 119.30 | -2.7 |
| AKZO | 152.00 | -1.1 |
| ABN | 43.80 | +0.1 |
| AMEV | 54.70 | -0.6 |
| AMRO | 85.00 | -0.6 |
| Bols Lucas | 148.50 | -0.5 |
| Borsumij Wehry | 136.80 | -0.7 |
| Buehrmann-Tet | 68.80 | .... |
| Center Parcs | 81.50 | -0.3 |
| Centrale Suiker | 68.70 | -0.7 |
| DSM | 140.10 | +0.5 |
| Dordtsche Petroleum | 256.00 | +2.5 |
| Elsevier Ndu | 74.20 | -0.2 |
| Fokker | 46.70 | .... |
| Gamma | 56.50 | -1.5 |
| Gist Brocades | 36.90 | +0.2 |
| Heineken | 126.80 | +0.8 |
| Holl. Beton | 221.50 | -0.5 |
| Hoogovens | 116.50 | +2.4 |
| Hunter Douglas | 127.50 | -0.5 |
| IHC Calland | 30.90 | -0.1 |
| Int Mueller | 100.50 | +1 |
| KLM | 52.00 | +0.1 |
| Kempen | 15.90 | +0.5 |
| KNP | 57.1 | .... |
| Nat Ned Cert | 65.10 | -0.1 |
| Ned Mid Bank | 236.00 | -0.5 |
| Nedlloyd | 444.00 | +0.8 |
| Nijverdal-Ten Ct | 99.40 | -0.1 |
| Nutricia Ver B. | 259.00 | -0.5 |
| Oce Grinten | 313.00 | -1 |
| Ommeren (Van) | 48.70 | -0.3 |
| Pakhoed | 149.50 | +1.7 |
| Philips | 39.80 | -0.2 |
| Robeco | 106.10 | -0.4 |
| Rodamco | 105.00 | -0.1 |
| Rolinco | 104.40 | -0.4 |
| Rorento | 61.80 | .... |
| Royal Dutch | 140.40 | +2.2 |
| Unilever | 143.00 | +0.9 |
| VMF Stork | 37.10 | -0.4 |
| VNU | 105.30 | -0.7 |
| Wessanen | 92.50 | +0.7 |
| Wolters Kluwer | 190.40 | -1.6 |

### NORWAY

| June 27 | Kroner | + or − |
|---|---|---|
| Aker | 89.00 | +2 |
| Bergen Bank | 187.50 | -1.5 |
| Bergesen B | 321.50 | +1.5 |
| Christiania Bk | 122.50 xr | +1 |
| Den Norske Credit | 129.00 | -1 |
| Dyno Ind. | 102.00 | -0.5 |
| Elkem | 305.00 | -14 |
| Hafslund Nyco A | 145.00 | +3.5 |
| Kosmos | 223.00 | .... |
| Kvaerner | 155.00 | -4 |
| Nora Industrier | 219.00 | .... |
| Norsk Data A | 99.00 | +1 |
| Norsk Hydro | 172.00 | -2.5 |
| Orkla Borregaard | 330.0 | -5 |
| Storebrand | 85.00 | -1 |

### SPAIN

| June 27 | Pts.% | + or − |
|---|---|---|
| Banco Bilbao Viz | 1,040 | .... |
| Banco Central | 989 | .... |
| Banco Exterior | 485 | .... |
| Banco Hispano | 823 | .... |
| Banco Popular | 1,840 | +10 |
| Banco Santander | 835 | -7 |
| Banesto | 1,070 | -10 |
| Citroen Hispania | 1,610 | -50 |
| Corp. Mapfre | 1,960 | .... |
| Dragados | 610 | +4 |
| Ebro | 3,271 | -4 |
| Electra Viesgo | 297 | .... |
| Energia Ind Ara | 560 | .... |
| Esp Carburos Mt. | 945 | .... |
| Esp Acum Tudor | 400 | -1 |
| Explosivos Rio | 346.5 | +10.3 |
| Fasa Renault | 501 | -4 |
| Fecsa | 46.7 | -0.1 |
| Hidrool Cantab. | 170 | -1.2 |
| Hidrola | 95.8 | .... |
| Iberduero | 125.5 | +1 |
| Koipe | 510 | .... |
| Metal Duro-Felg | 427.5 | .... |
| Petroleos (Cia Esp) | 515 | +4 |
| Portland Vald. | 4,730 | -260 |
| Repsol | 426 | -17 |
| SNIACE | 219 | .... |
| Sarrio | 369 | -2 |
| Savia | 545 | .... |
| Sevillana Elec. | 114.7 | -0.3 |
| Tabacalera | 974 | +22 |
| Telefonica | 199.5 | -1.2 |
| Torras Hostench | 1,722 | +9 |
| Union Elec-Fen. | 79 | -1 |
| Union y el Fenix | 2,535 | -25 |
| Uralita | 745 | .... |
| Urbis Ser.2 | 608 | -6 |

### SWEDEN

| June 27 | Kroner | + or − |
|---|---|---|
| AGA B (Free) | 247 | .... |
| Alfa-Laval B (Free) | 620 | +5 |
| Asea A Free | 600 | +25 |
| Asea B (Free) | 605 | +15 |
| Astra B (Free) | 311 | -2 |
| Atlas Copco A (Free) | 374 | .... |
| Electrolux B (Free) | 327 | +1 |
| Ericsson B (Free) | 575 | .... |
| Esselte B (Free) | 207 | -8 |
| Gambro B Free | 131 | -1 |
| Mo Och Dom B Free | 393 | .... |
| Pharmacia B (Free) | 181 | .... |
| Saab-Scania B Free | 239 | -4 |
| Sandvik B (Free) | 338 | +3 |
| Skandia (Free) | 233 | .... |
| Skandia Intl | 360 | .... |
| Skan Enskilda | 98 | .... |
| SKF B Free | 157 | +1 |
| St Kopparb'g A Free | 435 | -3 |
| Svka Cell'sa B (Free) | 408 | +6 |
| Svka Handelsbn. | 166 | +1 |
| Trelleborg B Fr | 356 | +5 |
| Volvo B (Free) | 452 | +2 |

### SWITZERLAND

| June 27 | Frs. | + or − |
|---|---|---|
| Adia Intl | 8,175 | -215 |
| Alusuisse | 1,265 | +20 |
| Do. Ptg. Certs | 95 | +3 |
| Baloise Hld Ptg | 2,375 | -75 |
| Bank Leu | 2,900 | -25 |
| Do. Ptg | 337 | .... |
| Brown Boveri | 4,125 | +65 |
| Do. Ptg. | 685 | .... |
| CS Hldgs. | 2,495 | +10 |
| Ciba Geigy | 3,900 | -75 |
| Do. (PtCts) | 3,020 | -10 |
| Elektrowatt | 2,935 | -10 |
| Elvia | 1,810 | -15 |
| Fischer (Geo.) | 1,790 | -10 |
| Do. Ptg. | 257 | +1 |
| Forbo | 2,940 | .... |
| Holderbank (Br) | 6,050 | .... |
| Holzstoff (Br) | 7,250 | -200 |
| Inspectorate Int. | 2,150 | -30 |
| Do. Ptg. | 333 | -6 |
| Jacobs Suchard | 7,215 | -35 |
| Do. Ptg. | 620 | .... |
| Jelmoli | 2,550 | +40 |
| Do. Ptg. Certs | 345 | -5 |
| Landis and Gyr | 1,275 | +10 |
| Do Priority Ptg | 110 | -4 |
| Mag. Globus Ptg | 1,000 | +10 |
| Mikron (Br) | 2,575 | +50 |
| Motor-Columbus | 1,520 | -20 |
| Nestle | 7,760 | +10 |
| Do. (Reg) | 7,260 | +10 |
| Der-Buhrle | 1,210 | .... |
| Pargesa Hldg | 1,650 | -40 |
| Pirelli | 367 | +1 |
| Roche Hldgs (Br) | 34,500 | +250 |
| Do (Certs) | 17,150 | +50 |
| Sandoz (Br) | 11,950 | -50 |
| Do. (PtCts) | 2,190 | -10 |
| Schindler (Br) | 6,250 | +100 |
| Do. (PtCts) | 1,050 | +10 |
| Sika | 840 | .... |
| Surveillance | 5,725 | .... |
| Swissair | 1,070 | -20 |
| Swiss Bank | 339 | -4 |
| Do Ptg. | 286 | -2 |
| Swiss Reinsce | 10,150 | -25 |
| Do. Ptg. | 1,700 | -25 |
| Swiss Volksbk | 1,715 | .... |
| Union Bank | 3,440 | -30 |
| Do Ptg. | 119 | -1 |
| Winterthur | 4,475 | -50 |
| Do. Ptg. | 738 | -4 |
| Zurich Ins | 4,875 | -25 |
| Do. Ptg. | 2,050 | -40 |

### SOUTH AFRICA

| June 27 | Rand | + or − |
|---|---|---|
| Abercom | 2.8 | .... |
| AECI | 17.25 | +0.05 |
| Allied Tech | 82.5 | .... |
| Anglo Am Coal | 68 | +1 |
| Anglo Am Corp | 92.5 | -0.25 |
| Anglo Am Gold | 274 | -3 |
| Barlow Rand | 45.1 | -0.15 |
| Buffels | 50 | .... |
| CNA Gallo | 9.25 | .... |
| De Beers | 66.9 | +0.05 |
| Deelkraal Gold | 13.2 | .... |
| Driefontein | 41.5 | .... |
| East Rand Gold | 13.75 | .... |
| Elandsrand Gold | 25.75 | -1 |
| First Nat. Bank | 14.5 | -0.25 |
| Free State Cons Gold | 31.5 | -0.5 |
| Gold Fields SA | 79.5 | +1.5 |
| Hartebeest | 29 | -0.9 |
| Highveld Steel | 19 | -0.6 |
| Kinross Gold | 45.5 | -0.5 |
| Kloof Gold | 35.15 | -0.5 |
| Libanon Gold | 7.2 | -0.25 |
| Malbor Hldgs | 21 | .... |
| Nedcor | 8.3 | -0.05 |
| OK Bazaars | 13.5 | .... |
| Palabora Mining | 53.5 | +0.5 |
| Rembrandt | 11.45 | +0.2 |
| Rust Plat | 63.25 | -0.25 |
| Safmarine & Ren. | 29.25 | -0.25 |
| Sage Holdings | 10 | .... |
| Smith (CG) Fds | 26.5 | -0.25 |
| SA Brewers | 23.9 | -0.85 |
| SA Mang. Amcor | 22 | .... |
| Tiger Oats | 205 | .... |
| Tongaat Hulett | 17.25 | +0.25 |
| Vaal Reefs | 320 | -5 |
| Western Deep | 119.25 | -1.75 |

### JAPAN

| June 27 | Yen | + or − |
|---|---|---|
| Ajinomoto | 2,640 | +20 |
| Akebono Brake | 930 | +20 |
| All Nippon Air | 1,800 | -30 |
| Alps Electric | 1,650 | -10 |
| Amada | 2,110 | -20 |
| Amano | 1,990 | -10 |
| Ando Construct | 1,200 | +10 |
| Anritsu | 2,230 | .... |
| Aoki Corp. | 1,400 | .... |
| Arabian Oil | 6,790 | +40 |
| Asahi Breweries | 2,140 | -20 |
| Asahi Chemicals | 1,210 | -10 |
| Asahi Glass | 2,390 | +10 |
| Asahi Optical | 901 | +5 |
| Asics Corp. | 879 | +9 |
| Atsugi Nylon | 1,310 | -10 |
| Bank Tokyo | 1,660 | .... |
| Banyu Pharm | 1,450 | .... |
| Bridgestone | 1,660 | +10 |
| Brother Inds | 965 | -10 |
| CSK Corp. | 5,480 | +180 |
| Calpis Food | 1,360 | -20 |
| Calsonic Corp. | 990 | -10 |
| Canon | 1,850 xc | .... |
| Canon Sales | 3,400 | .... |
| Casio Computer | 1,430 | -10 |
| Central Finance | 1,020 | +38 |
| Central Glass | 990 | .... |
| Chiba Bank | 1,330 | -10 |
| Chiyoda Chem | 1,590 | -10 |
| Chiyoda Fire | 1,090 | +10 |
| Chubu Elect Pwr | 4,200 | .... |
| Chugai Pharm | 1,750 | .... |
| Chugoku El Power | 3,600 | -130 |
| Citizen Watch | 1,120 | -30 |
| Daicel Chemical | 1,130 | -10 |
| Daiichi Seiyaku | 2,690 | +40 |
| Daido Steel | 1,480 | +30 |
| Daiei | 2,650 | -10 |
| Daifuku | 1,620 | -60 |
| Dai Ichi Kan Bank | 3,300 | -10 |
| Daikin Inds | 1,960 | .... |
| Daikyo Kanko | 3,240 | .... |
| Daimaru | 1,150 | +20 |
| Dai Nippon Ink | 881 | -4 |
| Dai Nippon Phar | 2,460 | +20 |
| Dai Nippon Ptg | 2,280 | -40 |
| Dai Nippon Toryo | 945 | -25 |
| Daishowa Paper | 2,940 | +20 |
| Dai Tokyo F&M | 1,300 | +20 |
| Daiwa Bank | 1,700 | +10 |
| Daiwa House | 2,070 | +18 |
| Daiwa Sec | 2,140 | .... |
| Denny's | 3,320 | .... |
| Diesel Kiki | 1,060 | +20 |
| Dowa Fire & Mar | 1,010 | -30 |
| Dowa Mining | 878 | -3 |
| Ebara | 2,520 | +50 |
| Eisai | 1,910 | -10 |
| Ezaki Glico | 1,220 | -10 |
| Fanuc | 6,250 | -90 |
| Fudo Construct | 1,000 | .... |
| Fuji Bank | 3,390 | -10 |
| Fuji Electric | 1,130 | .... |
| Fuji Film | 4,010 | -80 |
| Fuji Fire & Mar | 1,040 | .... |
| Fuji Heavy Ind | 1,080 | +10 |
| Fujikura | 1,220 | -20 |
| Fujisawa | 1,710 | +10 |
| Fuji Spinning | 810 | +5 |
| Fujita Tourist | 3,700 | +80 |
| Fujitsu | 1,530 | -10 |
| Furukawa Elect | 1,340 | +40 |
| Gakken | 1,730 | -20 |
| Gen Sekiyu | 1,590 | .... |
| Godo Shusei | 2,160 | -20 |
| Green Cross | 1,520 | +10 |
| Gun-Ei Chem | 1,060 | -30 |
| Gunze | 1,250 | .... |
| Hankyu Corp. | 1,040 | .... |
| Hanshin El Rail | 810 | -5 |
| Hasegawa Kom | 1,350 | -10 |
| Hattori Seiko | 2,330 | -70 |
| Hazama-Gumi | 1,560 | +10 |
| Heiwa Real Est | 2,040 | +10 |
| Hino Motors | 1,180 | +30 |
| Hirose Electric | 4,190 | -50 |
| Hiroshima (Bank) | 1,090 | .... |
| Hitachi | 1,590 | -20 |
| Hitachi Cable | 1,330 | .... |
| Hitachi Credit | 1,560 | -30 |
| Hitachi Koki | 1,800 | .... |
| Hitachi Maxell | 2,740 | .... |
| Hitachi Metals | 1,660 | .... |
| Hitachi Sales | 905 | .... |
| Hitachi Zosen | 860 | -6 |
| Hokkaido Elect. | 3,540 | .... |
| Hokkaido Takush | 1,010 | +10 |
| Hokuriku El Pwr | 3,590 | -30 |
| Honda | 1,940 | +30 |
| Honshu Paper | 990 | -10 |
| House Food Ind | 2,010 | +10 |
| Hoya | 2,400 | -20 |
| IHI | 1,110 | -40 |
| Ihara Chemical | 961 | +1 |
| Inagami Tsush | 1,770 | +30 |
| Inax | 1,850 | +20 |
| Indl Bank Japan | 4,340 | +30 |
| Iseki & Co. | 696 | +8 |
| Isetan | 2,420 | +20 |
| Ishihara Sangyo | 838 | .... |
| Isuzu Motors | 990 | -20 |
| Itoki | 998 | -12 |
| Itoham Foods | 1,400 | +10 |
| Itoman & Co. | 1,310 | -30 |
| Ito Yokado | 3,830 | -80 |
| Iwatsu Electric | 1,190 | .... |
| Izumiya | 2,120 | .... |
| JGC Corp. | 2,360 | +60 |
| JEOL | 1,440 | .... |
| Janome Sew Mach | 3,370 | +70 |
| JAL | 16,900 | -200 |
| Japan Metals | 1,060 | .... |
| Japan Radio | 2,000 | -30 |
| Japan Steel Wks | 1,120 | -30 |
| Jap S Battery | 1,060 | -20 |
| Japan Synth Rbr | 1,180 | -20 |
| Japan Wool | 2,010 | -10 |
| Jujo Paper | 1,160 | -40 |
| Jusco | 1,990 | -30 |
| Kagome | 1,570 | -30 |
| Kajima | 2,100 | -40 |
| Kaken Pharm | 1,680 | .... |
| Kandenko | 3,310 | +100 |
| Kanebo | 835 | -9 |
| Kanegafuchi Chm | 1,000 | +5 |
| Kanematsu-Gosho | 840 | +2 |
| Kansai Elect Power | 4,480 | -70 |
| Kansai Paint | 963 | -8 |
| Kao Corp | 1,700 | -30 |
| Kashiyama | 1,810 | -60 |
| Kawasaki Heavy | 1,170 | -10 |
| Kawasaki Kisen | 896 | -26 |
| Kawasaki Steel | 920 | -19 |
| Keihin Elec Exp | 1,510 | -10 |
| Keio Teito Elec | 1,370 | .... |
| Kikkoman | 1,140 | -30 |
| Kinki Elec Cons | 2,990 | .... |
| Kinki Nippon Ri | 1,280 | -10 |
| Kirin Brewery | 1,880 | -20 |
| Kobe Steel | 820 | -5 |
| Koito Mfg | 4,380 | +40 |
| Kokusai Electric | 3,050 | -50 |
| Kokuyo | 3,530 | +50 |
| Komatsu | 1,290 | -10 |
| Konica | 1,280 | +10 |
| Korakuen | 4,100 | +20 |
| Koyo Seiko | 1,220 | +40 |
| Kubota | 1,180 | -10 |
| Kumagai-Gumi | 1,560 | -20 |
| Kumiai Chemical | 1,030 | +59 |
| Kurabo Inds. | 765 | .... |
| Kuraray | 1,410 | +10 |
| Kureha Chemical | 1,170 | +40 |
| Kurita Water | 1,520 | .... |
| Kurosaki Refrac | 1,080 | +20 |
| Kyocera | 5,400 | .... |
| Kyodo Shiryo | 805 | -15 |
| Kyotaru | 2,050 | .... |
| Kyowa Bank | 1,370 | .... |
| Kyowa Hakko | 1,490 | +10 |
| Kyushu Electric | 3,610 | -30 |
| Lion | 995 | +5 |
| Long Term Cred. | 20,200 | +200 |
| Maeda Construct | 1,830 | -20 |
| Makino Milling | 1,310 | -20 |
| Makita Elect Wk | 1,820 | -40 |
| Marubeni | 879 | -5 |
| Marudai Food | 1,310 | -30 |
| Marui | 2,720 | -20 |
| Maruichi Steel | 1,830 | +30 |
| MEI | 2,370 | -20 |
| Matsu Elect. Wks. | 1,950 | .... |
| Matsushita Koto | 2,240 | -20 |
| Matsushita Refrig | 1,690 | +40 |
| Mazda Motors | 985 | -4 |
| Meiji Milk | 1,010 | -20 |
| Meiji Seika | 1,100 | -20 |
| Mikuni Coca Cola | 1,880 | +10 |
| Minebea | 1,140 | +10 |
| Minolta Camera | 955 | -5 |
| Misawa Homes | 2,290 | +20 |
| M'bishi Bank | 3,140 | -20 |
| M'bishi Belting | 1,450 | .... |
| M'bishi Corp | 1,490 | .... |
| M'bishi Elec. | 1,180 | -30 |
| M'bishi Estate | 2,400 | -50 |
| M'bishi Gas Chem | 1,010 | -20 |
| MHI | 1,210 | .... |
| M'bishi Kasei | 1,080 | -10 |
| M'bishi Metal | 1,050 | -40 |
| M'bishi Min Cmt. | 917 | -9 |
| M'bishi Oil | 1,180 | -20 |
| M'bishi Paper | 1,250 | -20 |
| M'bishi Petchem | 1,590 | -10 |
| M'bishi Plastics | 970 | +5 |
| M'bishi Rayon | 820 | .... |
| M'bishi Steel | 2,190 | -10 |
| M'bishi Tst. | 2,600 | +10 |
| M'bishi Warehse. | 1,760 | +10 |
| Mitsui Bank | 2,280 | +10 |
| Mitsui Co. | 1,050 | -10 |
| Mitsui Eng Ship | 873 | -18 |
| Mitsui Mng & Sm | 835 | -10 |
| Mitsui Osk Line | 940 | -6 |
| Mitsui Petchem | 1,860 | +30 |
| Mitsui Real Estate | 2,470 | -30 |
| Mitsui Toatsu | 1,020 | .... |
| Mitsui Tst & Bkg | 1,970 | +20 |
| Mitsui Warehse | 1,230 | -20 |
| Mitsukoshi | 2,260 | -40 |
| Mitsumi Elect | 999 | +8 |
| Miyaji Iron Wks | 870 | .... |
| Mizuno Sporting | 1,500 | -10 |
| Mochida Pharm | 3,390 | .... |
| Morinaga Milk | 911 | -21 |
| Mori Seiki | 3,320 | -30 |
| Murata Mfg | 2,780 | +10 |
| NEC | 1,910 | -30 |
| NGK Insulators | 1,710 | .... |
| NGK Spark Plug | 1,500 | +20 |
| NHK Spring | 909 | -8 |
| NKK Corp. | 806 | -21 |
| NOK Corp. | 1,790 | -50 |
| NTN Toyo Brg | 1,060 | -20 |
| Nachi Fujikoshi | 1,100 | -20 |
| Nagasakiya | 4,590 | +50 |
| Nagase | 1,280 | -10 |
| Nagoya Railroad | 1,260 | -10 |
| National House | 1,700 | -20 |
| Nichei | 2,530 | -20 |
| Nichirei | 1,210 | .... |
| Nihon Cement | 1,160 | +10 |
| Nihon Nosan | 775 | -10 |
| Nihon Parkeriz. | 1,230 | +10 |
| Niigata Eng | 876 | +5 |
| Nikko Sec | 1,770 | +30 |
| Nikon Corp. | 1,520 | -30 |
| Nippon Cred Bank | 14,800 | +200 |
| Nippon Denko | 1,030 | -30 |
| Nippon Denso | 2,490 | -10 |
| Nippon Elect Gl | 2,780 | -50 |
| Nippon Express | 1,410 | -20 |
| Nippon Fire | 1,180 | -20 |
| Nippon Flour | 910 | .... |
| Nippon Hodo | 2,770 | +20 |
| Nippon Kayaku | 1,420 | +10 |
| Nippon Lt Metal | 976 | +11 |
| Nippon Meat Pack | 1,990 | -10 |
| Nippon Mining | 877 | -8 |
| Nippon Oil | 1,410 | .... |
| Nippon Paint | 1,630 | -10 |
| Nippon Road | 1,130 | +30 |
| Nippon Sanso | 1,810 | +20 |
| Nippon Seiko | 1,140 | +10 |
| Nippon Sharyo | 1,670 | +30 |
| Nippon Sh Glass | 1,150 | .... |
| Nippon Shinpan | 1,360 | .... |
| Nippon Shinyaku | 1,620 | .... |
| Nippon Soda | 975 | +15 |
| Nippon Stainless | 1,240 | -30 |
| Nippon Steel | 820 | -20 |
| Nippon Suisan | 871 | .... |
| Nippon TV | 22,200 | -600 |
| Nippon Yakin | 1,320 | +10 |
| Nippon Yusen | 1,040 | +20 |
| Nippon Zeon | 1,020 | .... |
| Nishimatsu Cons | 1,600 | +50 |
| Nissan Diesel | 1,040 | -10 |
| Nissan Motor | 1,560 | -20 |
| Nissei Sangyo | 2,100 | -70 |
| Nisshin Flour | 1,660 | -50 |
| Nisshin Oil | 1,110 | +10 |
| Nisshinbo Inds. | 1,400 | .... |
| Nissho Iwai | 904 | +11 |
| Nissin Electric | 1,480 | +30 |
| Nissin Food | 3,070 | +20 |
| Nitsuko | 1,350 | -60 |
| Nitto Boseki | 830 | -10 |
| Nitto Elect Ind | 2,080 | -30 |
| Nomura | 3,160 | -30 |
| Noritake | 1,470 | -10 |
| Odakyu Elec Rly | 1,380 | -20 |
| Obayashi-Gumi | 1,880 | +30 |
| Oji Paper | 1,680 | -20 |
| Oki Electric | 1,100 | +10 |
| Okuma Mach | 1,690 | -40 |
| Okumura-Gumi | 1,800 | -30 |
| Olympus | 1,500 | .... |
| Omron Tateisi | 3,110 | -30 |
| Onoda Cement | 975 | .... |
| Ono Pharm | 5,090 | +260 |
| Orient Finance | 1,500 | +10 |
| Orient Leasing | 4,020 | -80 |
| Osaka Gas | 852 | -2 |
| Penta Ocean Con | 1,380 | -30 |
| Pioneer | 3,450 | -50 |
| Prima Meat Pack | 845 | -5 |
| Renown | 1,090 | .... |
| Ricoh | 1,270 | -20 |
| Royal Co | 2,480 | .... |
| Ryobi | 925 | -1 |
| Saitama Bank | 1,640 | +30 |
| Sanden | 1,090 | +30 |
| Sankyo | 2,430 | .... |
| Sanraku | 1,340 | -10 |
| Sanrio | 4,160 | +40 |
| Sanwa Bank | 2,760 | +20 |
| Sanyo Shinpan | 1,640 | +50 |
| Sanyo Elect. | 930 | +20 |
| Sanyo Kokusaku | 1,030 | .... |
| Sapporo | 1,780 | .... |
| Secom | 7,150 | +50 |
| Seibu Railway | 3,470 | -30 |
| Seino Transport | 2,950 | -20 |
| Seiyu | 2,200 | .... |
| Sekisui Chem | 1,400 | -20 |
| Sekisui House | 1,960 | -10 |
| Settsu | 1,300 | .... |
| Seven-Eleven | 6,600 | +40 |
| Sharp | 1,450 | +10 |
| Shikoku El Pwr | 3,540 | -80 |
| Shimizu Corp. | 2,050 | -20 |
| Shin-Etsu Chem | 1,790 | .... |
| Shionogi | 1,550 | +10 |
| Shiseido | 1,740 | +10 |
| Shochiku | 4,030 | .... |
| Shokusan Jutaku | 1,060 | +20 |
| Showa Aluminium | 959 | +4 |
| Showa Denko | 1,180 | -20 |
| Showa Elec Wire | 1,420 | +60 |
| Showa Sangyo | 810 | +2 |
| Showa Shell Sek | 1,360 | +20 |
| Skylark | 2,630 | -20 |
| Snow Brand Milk | 1,200 | .... |
| Sony | 7,600 | -80 |
| Stanley Electric | 1,280 | +20 |
| Sumitomo B'lite | 880 | -10 |
| Sumitomo Bank | 3,420 | -20 |
| Sumitomo Cement | 805 | -9 |
| Sumitomo Chem | 921 | -8 |
| Sumitomo Corp | 1,310 | -40 |
| Sumitomo Elect | 1,510 | +20 |
| Sumitomo Heavy | 1,200 | .... |
| Sumitomo Light M | 845 | +4 |
| Sumitomo Marine | 1,300 | -20 |
| Sumitomo Met In | 817 | -5 |
| Sumitomo Met Mng | 1,480 | -20 |
| Sumitomo Realty | 1,900 | -30 |
| Sumitomo Tr & Bk | 2,440 | .... |
| Sumitomo W'hse. | 1,030 | .... |
| Suzuki Motor | 917 | -6 |
| TDK | 5,510 | +40 |
| Taisei Corp | 1,630 | +20 |
| Taisho Marine | 1,380 | .... |
| Taisho Pharm | 2,380 | -10 |
| Taiyo Fishery | 820 | -20 |
| Taiyo Kobe Bank | 1,370 | .... |
| Takaoka Elect. | 1,190 | .... |
| Takara Shuzo | 921 | -4 |
| Takashimaya | 2,690 | -70 |
| Takeda | 2,300 | -30 |
| Tanabe Seiyaku | 1,720 | +20 |
| Teijin | 904 | +27 |
| Teikoku Oil | 1,180 | -10 |
| Tekken Constr. | 1,640 | +60 |
| Toa Harbour Wks | 1,210 | -10 |
| Toa Nenryo Kyo | 2,010 | -40 |
| Tobishima | 1,400 | +40 |
| Tobu Railway | 1,400 | -30 |
| Toei Co. | 1,160 | .... |
| Toho | 26,200 | +100 |
| Tohoku Electric | 3,700 | -20 |
| Tokai Bank | 2,240 | +10 |
| Tokai Carbon | 1,050 | +20 |
| Tokico | 1,050 | -10 |
| Tokio Marine | 1,990 | -30 |
| Tokuyama Soda | 968 | -7 |
| Tokyo B'casting | 2,500 | -40 |
| Tokyo Electric Pwr | 5,850 | -100 |
| Tokyo Electron | 3,410 | -90 |
| Tokyo Gas | 1,070 | -30 |
| Tokyo Rope | 1,500 | -40 |
| Tokyo Steel | 4,160 | -40 |
| Tokyo Style | 1,790 | -70 |
| Tokyo Car | 1,420 | -40 |
| Tokyo Corp | 1,650 | +10 |
| Tokyo Land | 1,190 | -40 |
| Toppan Print | 1,970 | +10 |
| Toray | 980 | .... |
| Toshiba Elect | 1,390 | -10 |
| Toshiba Eng Con | 1,600 | +40 |
| Toshiba Machinery | 1,030 | .... |
| Toshoku | 950 | +12 |
| Tosoh Corp | 969 | -5 |
| Toto | 2,340 | .... |
| Toyo Construct | 1,170 | -10 |
| Toyoda Aut Loom | 2,250 | -30 |
| Toyo Ink | 901 | -10 |
| Toyo Jozo | 2,370 | -10 |
| Toyo Kanetsu | 1,140 | +10 |
| Toyo Seikan | 2,640 | -10 |
| Toyota Motor | 2,570 | -120 |
| Toyo Tire | 951 | +1 |
| Tsubakimoto Chn | 1,190 | -10 |
| Tsugami | 952 | -27 |
| UBE Inds | 851 | -14 |
| Unitika | 794 | .... |
| Victor | 2,260 | -40 |
| Wacoal | 1,220 | -40 |
| Yamaha Corp | 1,750 | +20 |
| Yamaha Motor | 1,370 | -20 |
| Yamaichi Sec | 1,740 | +20 |
| Yamanouchi | 3,500 | +20 |
| Yamatake H'ywell | 3,360 | -130 |
| Yamato Kogyo | 1,820 | -40 |
| Yamato Trans | 1,760 | -20 |
| Yamazaki Baking | 1,480 | -20 |
| Yasuda Fire | 1,330 | -10 |
| Yaskawa Elect | 1,190 | -10 |
| Yokogawa Elect | 1,990 | +10 |
| Yokohama Bank | 2,450 | .... |
| Yokohama Rubber | 1,270 | .... |
| Yomiuri Land | 2,030 | .... |
| Yoshitomi Pharm | 1,290 | -30 |
| Yuasa Battery | 1,430 | -40 |

### AUSTRALIA

| June 27 | Aust$ | + or − |
|---|---|---|
| AWA | 1.17 | .... |
| Aberfoyle | 4.95 | -0.25 |
| Adelaide Steams | 6.90 | -0.1 |
| Amatil | 12.20 | .... |
| Amcor | 4.18 | -0.11 |
| Ariadne Aust. | 0.12 | .... |
| Arnotts | 6.00 | .... |
| Ashton | 1.38 | -0.07 |
| ANZ Group | 4.58 | +0.03 |
| Aust. Gas Light | 1.75 | -0.05 |
| Aust Nat Inds | 1.33 | -0.07 |
| BHP | 8.54 | +0.12 |
| BHP Gold | 0.45 | .... |
| BTR Nylex | 5.00 | .... |
| Bell Group | 0.66 | .... |
| Bell Resources | 0.91 | .... |
| Bond Corp Hldgs | 0.90 | -0.11 |
| Boral | 3.40 | -0.01 |
| B'ville Copper | 1.90 | +0.08 |
| Brambles Inds | 13.50 | +0.1 |
| Bridge Oil | 0.84 | .... |
| Bundaberg Sugar | 3.25 | +0.1 |
| Burns Philp | 3.30 | .... |
| CRA | 8.50 | +0.12 |
| CSR | 4.59 | -0.06 |
| Caltex Aust. | 2.35 | .... |
| Central Norseman | 0.49 | .... |
| Chase Corp | 0.14 | -0.01 |
| Claremont Petro | 0.12 | .... |
| Coal Allied Ind | 5.80 | .... |
| Coles Myer | 8.20 | +0.02 |
| Comalco 'A' | 3.64 | +0.04 |
| C'wealth Ind Gas | 5.00 | .... |
| Consolidated Pet | 0.13 β | .... |
| Elders IXL | 2.61 | +0.01 |
| Energy Res | 2.30 | -0.05 |
| FAI Insurances | 2.58 | -0.02 |
| Gas Prop Trust | 2.43 | +0.02 |
| Giant Res. | 0.30 | -0.03 |
| Goodman Fielder | 2.15 | -0.03 |
| Hardie (J) | 2.36 | +0.01 |
| ICI Aust | 6.16 | -0.02 |
| Industrial Equity | 2.10 | +0.08 |
| Jennings Inds | 1.90 | -0.08 |
| Jones (David) | 10.00 | .... |
| Kidston Gold | 2.40 | +0.02 |
| Lend Lease | 10.00 | -0.15 |

### AUSTRALIA (continued)

| June 27 | Aust$ | + or − |
|---|---|---|
| MIM | 1.98 | +0.02 |
| McPhersons | 1.00 | .... |
| Mayne Nickless | 5.68 | +0.02 |
| Nat.Aust. Bank | 5.94 | .... |
| Nat Consolidated | 3.05 | -0.02 |
| Newmont Aust. | 0.89 | -0.02 |
| News | 15.00 | -0.1 |
| N Bkn Hill Peko | 2.34 | +0.04 |
| Northern Star | 0.58 | -0.02 |
| Oakbridge | 0.43 | .... |
| OPSM | 1.95 | .... |
| Pacific Dunlop | 4.50 | +0.01 |
| Pancont'l | 1.58 | .... |
| Petersville SL | 2.78 | .... |
| Pioneer Intl. | 2.25 | -0.02 |
| Pioneer Mining | 0.40 | .... |
| Placer Pacific | 2.62 | .... |
| Poseidon | 2.05 | +0.05 |
| Reaison Gldflds | 7.76 | -0.04 |
| Rothmans Aust. | 9.10 | -0.1 |
| SA Brewing | 2.23 | .... |
| Santos | 3.60 | +0.03 |
| Smith (H.) | 4.00 | .... |
| Sons of Gwalia | 5.10 | .... |
| Thos Nationwide | 3.27 | +0.01 |
| Tooth | 7.60 | -0.02 |
| Tubemakers Aust | 2.70 | .... |
| Vamgas | 2.50 | -0.05 |
| Western Mining | 5.38 | .... |
| Westfield Hldg | 2.55 | -0.05 |
| Weston (G) | 5.30 | .... |
| Westpac | 4.70 | +0.06 |
| Woodside Petrol | 2.35 | .... |
| Wormald Intl | 2.10 | -0.05 |

### HONG KONG

| June 27 | H.K.$ | + or − |
|---|---|---|
| Amoy Props. | 2.37 | -0.05 |
| Bank East Asia | 13.20 | -0.2 |
| Cathay Pacific | 7.85 | -0.05 |
| Cheung Kong | 6.95 | -0.2 |
| China Light | 10.90 | .... |
| China Motor | 22.00 | -1 |
| Cross H'bour Tnl | 12.80 | .... |
| Dao Heng Hldgs | 1.00 | -0.02 |
| Evergo | 1.84 | -0.04 |
| Hang Lung | 3.42 | -0.03 |
| Hang Seng Bank | 19.50 | -0.4 |
| Harbour Centre | 7.00 | -0.05 |
| Henderson Inv. | 1.37 | -0.02 |
| Henderson Land | 3.35 | -0.07 |
| HK Aircraft | 17.00 | .... |
| HK China | 15.00 | -0.3 |
| HK Electric | 7.00 | -0.05 |
| HK Land | 6.80 | -0.2 |
| HK Realty & Tr A | 4.37 | -0.13 |
| HK Shanghai Bank | 5.30 | -0.1 |
| HK Shanghai Hotels | 4.22 | +0.02 |
| HK Telecomms. | 4.32 | .... |
| Hopewell Hldgs | 1.89 | -0.03 |
| Hutchison Wpa | 7.40 | -0.1 |
| Hysan Dev | 1.10 | -0.04 |
| Indest Equity P | 12.00 | .... |
| Jardine Math | 17.90 | -0.7 |
| Jardine Strgic | 10.10 | -0.1 |
| Kowloon Motor | 6.35 | -0.15 |
| Mandarin Orient | 3.75 | +0.03 |
| Nan Fung Text. | 10.70 | .... |
| New World Dev | 7.55 | -0.25 |
| Realty Dev A | 5.60 | .... |
| SHK Props | 7.75 | -0.2 |
| Shaw Bros. | 3.80 | -0.05 |
| Shell Elec. Mfg | 0.92 | +0.01 |
| Sime Darby | 2.20 | +0.08 |
| Sun Hung Kai | 1.74 | -0.06 |
| Swire Pac A | 13.60 | -0.3 |
| Do. B | 2.30 | -0.05 |
| Tele B'cast | 9.50 | .... |
| Wharf Hldgs | 7.30 | -0.15 |
| Wing On Co | 4.15 | -0.22 |
| Winsor Ind | 7.90 | -0.05 |
| World Intl Hldgs | 2.97 | -0.05 |
| Zung Fu | 2.37 | -0.1 |

### SINGAPORE

| June 27 | S$ | + or − |
|---|---|---|
| Boustead Hldgs | 1.41 | .... |
| Cerebos Pacific | 5.35 | -0.05 |
| Cold Storage | 3.42 | -0.04 |
| DBS | 9.60 | +0.1 |
| Fraser & Neave | 9.75 | .... |
| Genting | 5.70 | +0.05 |
| Haw Par Bros | 3.06 | +0.02 |
| Hong Leong Fin | 2.74 | -0.04 |
| Inchcape Bhd | 6.70 | .... |
| Keppel Corp. | 4.52 | +0.04 |
| Malayan Banking | 6.15 | +0.1 |
| Malayan Utd Ind | 2.36 | +0.05 |
| Multi Purpose | 0.91 | -0.03 |
| OCBC | 9.95 | -0.05 |
| OUB | 3.82 | +0.04 |
| Public Bank | 1.38 | -0.01 |
| Sime Darby | 3.46 | .... |
| S'pore Air Free | 18.00 | +0.2 |
| Singapore Press | 7.80 | .... |
| Straits Trading | 4.06 | .... |
| Tat Lee Bank | 3.02 | +0.02 |
| UOB | 5.50 | +0.15 |

NOTES – Prices on this page are as quoted on the individual exchanges and are last traded prices. (u) unavailable. β Dealings suspended. xd Ex dividend. xc Ex scrip issue. xr Ex rights. xa Ex all.
†KOP revised price 61.75.

## CANADA

### TORONTO
*2pm prices June 27*

*Quotations in cents unless marked $*

| Sales | Stock | High | Low | Close | Chng |
|---|---|---|---|---|---|
| 6592 | AMCA Int | 475 | 470 | 470 | |
| 4624 | Abitibi Pr | $19¼ | 19 | 10 | |
| 2900 | Agnico E | $9 | 9 | 9 | |
| 0831 | Albrta En | $17¾ | 17⅝ | 17⅝ | - ⅛ |
| 2400 | Albrta N | $16⅝ | 16⅝ | 16⅝ | |
| 417891 | Alcan | $26¾ | 26½ | 26½ | - ⅛ |
| 139763 | A Barrick | $28 | 27⅞ | 27⅞ | + ⅛ |
| 500 | Alco I f | $11 | 11 | 11 | - ½ |
| 142457 | BCE Inc | $39⅝ | 39⅛ | 39⅜ | + ⅛ |
| 118823 | BCE D | 280 | 275 | 279 | + 25 |
| 1100 | BCE Mobl | $35 | 35 | 35 | |
| 3076 | BC Sugar A | $17⅛ | 17⅛ | 17⅛ | |
| 1650 | BGR A | $9⅛ | 9⅛ | 9⅛ | |
| 7900 | BP Canada | $15⅝ | 15½ | 15⅝ | + ⅛ |
| 64800 | Bk Mont | $32½ | 32 | 32⅜ | + ⅜ |
| 38876 | Bk NScot | $17⅞ | 17⅝ | 17⅝ | - ⅛ |
| 8100 | Baton | $13 | 13 | 13 | + ⅛ |
| 26050 | Belmoral | 79 | 75 | 78 | - 2 |
| 1052 | Bombdr A | $14 | 14 | 14 | + ⅛ |
| 37000 | Bombdr B | $14⅛ | 14 | 14⅛ | + ⅛ |
| 189233 | Bow Valy | $14⅛ | 14 | 14 | - ⅛ |
| 700 | Bramalea | $31⅞ | 31¾ | 31⅞ | + ⅛ |
| 22702 | Brascan A | $30⅜ | 30 | 30¼ | + ⅜ |
| 7600 | Brewater | 280 | 275 | 280 | + 5 |
| 21852 | BC Phone | $18⅞ | 18⅛ | 18⅝ | - ⅛ |
| 1650 | Bruncor | $17½ | 17½ | 17½ | |
| 800 | Brunswk | $11½ | 11½ | 11½ | - ⅛ |
| 29570 | CAE | $13⅞ | 13¾ | 13¾ | - ⅛ |
| 3000 | CCL B f | $10⅛ | 10⅛ | 10⅛ | |
| 800 | CFCF | $17 | 16⅞ | 16⅞ | - ⅛ |
| 61500 | Cambior | $13½ | 13⅜ | 13⅜ | + ⅛ |
| 5133 | Cambridg | $35⅛ | 35 | 35⅛ | |
| 13139 | Camp Res | 93 | 91 | 93 | + 2 |
| 1500 | Camp Soup | $21⅝ | 21½ | 21½ | - ⅛ |
| 37307 | Campeau f | $16½ | 16⅜ | 16½ | + ⅛ |
| 3031 | C Nor West | $7½ | 7⅛ | 7⅛ | |
| 8222 | C Packrs | $15⅝ | 15⅜ | 15½ | |
| 26200 | C Exprss f | 104 | 103 | 103 | |
| 134513 | CI Bk Com | $30⅝ | 30⅜ | 30½ | + ⅛ |
| 800 | C Marconi | $15⅝ | 15⅝ | 15⅝ | - ⅛ |
| 18101 | C Occdntal | $21⅞ | 21⅝ | 21⅝ | - ⅛ |
| 400 | CP Forest | $42⅛ | 42⅛ | 42⅛ | - ⅛ |
| 98890 | CP Ltd | $23 | 22⅞ | 23 | + ⅛ |
| 1000 | C Roxy | $6⅝ | 6½ | 6½ | |
| 23063 | CTire A f | $22⅛ | 22 | 22⅛ | + ⅛ |
| 11125 | Cutil A f | $21⅛ | 21⅛ | 21⅛ | |
| 3455 | Cutil B | $21¼ | 21¼ | 21¼ | |
| 13500 | Canamax o | 270 | 255 | 270 | + 10 |
| 500 | CanamA f | $7 | 7 | 7 | |
| 2900 | Cantor | $24⅛ | 24⅛ | 24⅛ | |
| 1000 | Cara | $17½ | 17½ | 17½ | |
| 140 | Cara A f | $17⅞ | 17⅞ | 17⅞ | - ⅛ |
| 1000 | Carena | $26⅛ | 26⅛ | 26⅛ | - ⅛ |
| 500 | Cascades | $6⅜ | 6⅜ | 6⅜ | |
| 5500 | Cen Capital | $12⅛ | 12⅛ | 12⅛ | + ⅛ |
| 8250 | CenCap A | $10⅛ | 10⅛ | 10⅛ | + ⅛ |
| 600 | C Guar Trc | $23 | 23 | 23 | |
| 237100 | Choran | 223 | 185 | 205 | - 18 |
| 1000 | Chieftan | $15¾ | 15⅝ | 15⅝ | |
| 8800 | Cineplex | $15⅛ | 15⅛ | 15⅛ | - ⅛ |
| 25000 | Co Steel f | $18¾ | 18¾ | 18¾ | |
| 26294 | Cominco | $26⅛ | 26 | 26 | |
| 7100 | Computing | 410 | 405 | 405 | |
| 3700 | Connaught | $27½ | 27¼ | 27½ | + ¼ |
| 1428 | C HCI A f | $10½ | 10½ | 10½ | |
| 10188 | Con TVX | $6¼ | 6⅛ | 6⅛ | + ⅛ |
| 1830 | Consum Gas | $27½ | 27⅜ | 27½ | + ⅛ |
| 21 | Conwst B | $11½ | 11½ | 11½ | |
| 804 | Corby A | $29⅛ | 29⅛ | 29⅛ | - ⅛ |
| 25822 | Corona A f | $8⅝ | 8⅝ | 8⅝ | + ⅛ |
| 19 | Coscan | $11 | 11 | 11 | |
| 1500 | Crownx | $12 | 12 | 12 | + ⅛ |
| 1821 | Crownx A f | $5⅞ | 5⅝ | 5⅝ | |
| 19862 | Denison A | $5 | 495 | 5 | + 10 |
| 24369 | Denison B f | 495 | 425 | 495 | + 15 |
| 3850 | Derlan | $12¾ | 12⅝ | 12⅝ | |
| 72 | Dickenson A f | $5½ | 5⅛ | 5⅛ | |
| 18316 | Dofasco | $26¾ | 26½ | 26½ | - ⅛ |
| 5100 | D Textile | $16¼ | 16¼ | 16¼ | - ⅛ |
| 111978 | Domtar | $14⅞ | 14⅝ | 14⅝ | - ⅛ |
| 49200 | Donohue | $13½ | 13¼ | 13¼ | + ¼ |
| 4900 | Dumagmi o | $13⅛ | 13 | 13⅛ | + ⅛ |
| 10100 | Du Pont A | $24¾ | 24⅝ | 24⅝ | + ⅛ |
| 3200 | Dylex A | $11⅛ | 11⅛ | 11⅛ | - ⅛ |
| 38300 | Echo Bay | $17¾ | 17½ | 17⅝ | + ⅛ |
| 20 | Emco | $11⅝ | 11⅝ | 11⅝ | |
| 1900 | Enfield | $7¼ | 7⅛ | 7¼ | + ⅛ |
| 6600 | EquitySv A | 410 | 410 | 410 | |
| 800 | FCA Intl | $9⅝ | 9⅝ | 9⅝ | + ⅛ |
| 4639 | FPI Ltd | $7⅛ | 7¼ | 7¼ | |
| 49839 | Fcnbrdg | $29⅛ | 28½ | 29⅛ | - ⅛ |
| 250 | Fed Ind A | $15⅝ | 15⅝ | 15⅝ | - ⅛ |
| 6000 | Fed Pion | $14 | 14 | 14 | + ⅛ |
| 7030 | Fin Trsco | 18 | 15 | 18 | + 3 |
| 2400 | Finning L | $11½ | 11⅜ | 11⅜ | - ⅛ |
| 1050 | FCity Fin | $30 | 30 | 30 | + ⅛ |
| 8900 | FMarathA f | $8⅞ | 8⅝ | 8⅞ | + ⅛ |
| 8531 | Fortis | $21⅞ | 21⅝ | 21⅝ | - ⅛ |
| 39300 | FourSeasn f | $35¼ | 35 | 35¼ | + ¼ |
| 7300 | Franco o | $10½ | 10¼ | 10½ | + ⅛ |
| 2805 | GW Util | $24¾ | 24½ | 24¾ | + ¼ |
| 2300 | Galactic | 330 | 325 | 330 | |
| 1300 | Gandalf | $6¼ | 6⅛ | 6¼ | |
| 1000 | Glamis | 128 | 128 | 128 | + 8 |
| 11500 | Goldcorp f | 415 | 405 | 405 | + 5 |
| 1500 | Gld Knight | $7¾ | 7¾ | 7¾ | - ⅛ |
| 200 | Grafton A f | $9⅞ | 9⅞ | 9⅞ | - ⅛ |
| 3000 | Granges | 300 | 300 | 300 | + 5 |
| 2252 | GW Lifeco | $15 | 14⅞ | 15 | |
| 600 | Greyhnd | $30 | 30 | 30 | + ½ |
| 3943 | Gulf Res | $14½ | 14¼ | 14⅜ | - ⅛ |
| 114600 | Haley | $6⅞ | 6⅝ | 6⅝ | - ⅛ |
| 17150 | Hawker | $26⅛ | 26 | 26⅛ | + ⅛ |
| 1783 | Hayes D | $14¾ | 14¾ | 14¾ | |
| 26010 | Hees Intl | $30¾ | 30½ | 30⅝ | + ⅛ |
| 133300 | Hemlo | $15⅛ | 14⅞ | 15 | |
| 14400 | Hollingr | $14⅝ | 14⅝ | 14⅝ | + ⅛ |
| 341850 | Horsham f | $10⅞ | 10¾ | 10⅞ | |
| 200 | H BayMn o | $9⅞ | 9⅞ | 9⅞ | + ⅛ |
| 7392 | H Bay Co | $30½ | 30 | 30⅜ | + ½ |
| 18530 | Imasco L | $34 | 33¾ | 34 | |
| 36523 | Imp Oil A | $55¼ | 54⅛ | 55 | + 1 |
| 30753 | Inco | $33½ | 33⅛ | 33⅛ | - ⅛ |
| 9300 | Inland Gas | $15⅛ | 15⅛ | 15⅛ | |
| 2140 | Innopac | $12 | 11⅞ | 12 | + ⅛ |
| 44173 | Inter City | $25⅛ | 25 | 25⅛ | - ⅛ |
| 200 | Intrnhome | $48¼ | 48¼ | 48¼ | + ¼ |
| 2300 | Inv Grp | $19 | 18⅞ | 19 | + ⅛ |
| 150 | Ipsco | $18⅜ | 18⅜ | 18⅜ | + ⅛ |
| 100 | Iveco A f | $11⅛ | 11⅛ | 11⅛ | - ⅛ |
| 29400 | Jannock | $16⅞ | 16½ | 16½ | |
| 117653 | Labatt | $25 | 24⅞ | 24⅞ | + ⅛ |
| 79644 | Lac Mnrls | $12½ | 12¼ | 12⅜ | + ⅛ |
| 116 | Lafarge p | $21½ | 21½ | 21½ | - ⅛ |
| 909 | Laidlaw A | $18⅛ | 17⅞ | 17⅞ | - ⅛ |
| 507631 | Laidlw B f | $17¾ | 17⅜ | 17½ | - ⅛ |
| 1200 | Laur Gr B | $7¾ | 7⅝ | 7⅝ | - ⅛ |
| 1300 | LawsnM A | $12⅛ | 12⅛ | 12⅛ | |
| 27850 | Loblaw Co | $15¼ | 14⅞ | 15¼ | + ⅜ |
| 3750 | Lonvest | $23 | 22⅞ | 23 | + ⅛ |
| 500 | MDS A | $24⅛ | 24 | 24 | - ⅛ |
| 1300 | MDS B | $22¾ | 22½ | 22½ | + ¼ |
| 88432 | Mac Kenzie | $7⅛ | 7 | 7⅛ | |
| 77204 | Mclan H X | $14¼ | 14 | 14 | - ⅛ |
| 15000 | Mcm HY f | $12⅜ | 12⅜ | 12⅜ | |
| 103749 | Macmillan | $17⅞ | 17⅝ | 17⅝ | |
| 22250 | Magna A f | $13¾ | 13½ | 13½ | - ⅛ |
| 9285 | Maritime f | $17¼ | 17 | 17¼ | + ¼ |
| 2803 | Mark Res | $8⅝ | 8⅝ | 8⅝ | + ⅛ |
| 200 | Memotec | $9¾ | 9¾ | 9¾ | |
| 26300 | Metall M | $12 | 12 | 12 | + ⅛ |
| 4200 | Moind Dly | $5⅞ | 5⅞ | 5⅞ | |
| 100 | Minnova | $17½ | 17½ | 17½ | - ⅛ |
| 16600 | Mitel Corp | 380 | 375 | 380 | + 5 |
| 15880 | Molson A f | $36 | 35⅝ | 35⅝ | - ⅛ |
| 17650 | Moore | $37¾ | 37¼ | 37¾ | + ⅜ |
| 5850 | Muscocho | 265 | 245 | 245 | - 20 |
| 47970 | Nat Bk Can | $14⅛ | 14⅛ | 14⅛ | + ⅛ |
| 11700 | N Busness | 110 | 108 | 108 | - 4 |
| 950 | NewTel Ent | $18¾ | 18¾ | 18¾ | |
| 20375 | Noma A | $14⅞ | 14⅝ | 14⅞ | + ⅜ |
| 54500 | Noranda F | $14 | 13⅞ | 13⅞ | |
| 37463 | Noranda | $23⅝ | 23⅜ | 23½ | - ⅛ |
| 7033 | Norcen | $25⅝ | 25⅜ | 25½ | + ⅛ |
| 17213 | Norcn A f | $23⅞ | 23⅜ | 23⅞ | + ⅛ |
| 54208 | NC Oils | $21¾ | 21⅝ | 21¾ | |
| 136261 | Nor Tel | $23⅛ | 22⅞ | 23 | + ⅛ |
| 2000 | Nortngat | $6⅝ | 6⅝ | 6⅝ | |
| 803154 | Nova f | $10 | 9⅞ | 9⅞ | |
| 850 | Noverco | $12½ | 12½ | 12½ | |
| 9100 | Numac | $9⅞ | 9⅝ | 9⅝ | - ⅛ |
| 3050 | Ocelot B f | $12⅛ | 12⅛ | 12⅛ | |
| 400 | Onex f | $18 | 18 | 18 | |
| 3150 | Oshawa A f | $27⅛ | 27 | 27 | |
| 316883 | PWA Corp | $16⅝ | 16½ | 16⅝ | - ⅛ |
| 12756 | Pgurin A f | $8⅞ | 8⅝ | 8⅝ | |
| 200 | PanCan P | $27 | 27 | 27 | + ½ |
| 300 | Pegasus | $12⅞ | 12⅞ | 12⅞ | + ⅛ |
| 100 | PJewl A f | $16⅞ | 16⅞ | 16⅞ | + ⅛ |
| 24580 | Pioneer M | 108 | 94 | 95 | - 10 |
| 209042 | Placer Dm | $16½ | 16⅜ | 16½ | |
| 24983 | Poco Pet | $8⅛ | 8 | 8⅛ | |
| 9600 | Powr Cor f | $15⅛ | 15⅛ | 15⅛ | |
| 1400 | Powr Fin | $19⅝ | 19½ | 19⅝ | + ⅛ |
| 2150 | Provigo | $10⅛ | 10⅛ | 10⅛ | |
| 1500 | Quebcor A | $17⅞ | 17¾ | 17⅞ | + ⅛ |
| 10100 | Ranger | $6⅝ | 6½ | 6⅝ | |
| 6360 | Rayrock f | $8 | 8 | 8 | |
| 100 | Rd Stenhs S | $30¾ | 30¾ | 30¾ | |
| 15062 | Renaissnce | $18 | 17½ | 17¾ | + ⅛ |
| 17640 | Repap f | $11⅛ | 11 | 11 | - ⅛ |
| 82100 | Rio Algom | $25⅝ | 25⅛ | 25⅛ | |
| 12690 | Rogers B f | $115½ | 113½ | 115½ | + 2½ |
| 400 | Roman | $11½ | 11⅜ | 11⅜ | |
| 101663 | Royal Bnk | $44⅛ | 44⅛ | 44⅛ | - ⅛ |
| 8884 | SHL Syst | $12 | 11⅞ | 11⅞ | |
| 2640 | StL CemA f | $20⅛ | 20⅛ | 20⅛ | |
| 399980 | Saskoil | $11⅛ | 11⅛ | 11⅛ | + ⅛ |
| 623445 | Sceptre | 480 | 440 | 450 | + 20 |
| 4098 | Scot Paper | $18 | 18 | 18 | + ⅛ |
| 22250 | Scotts f | $18⅜ | 18⅜ | 18⅜ | + ⅛ |
| 500 | Scotts C | $19¼ | 19¼ | 19¼ | |
| 10025 | Seagram | $90½ | 89¾ | 90½ | + 1 |
| 31756 | Sears Can | $13¾ | 13⅝ | 13¾ | + ⅛ |
| 5624 | ShawC B f | $13⅛ | 13 | 13 | - ⅛ |
| 7025 | Shell Can | $43 | 42⅞ | 42⅞ | - ⅛ |
| 4250 | Sherritt | $12 | 11⅞ | 11⅞ | - ⅛ |
| 1500 | Sonora | 190 | 193 | 190 | - 5 |
| 12541 | Southam | $34½ | 34⅛ | 34½ | |
| 10380 | Spar Aero f | $13⅜ | 13¼ | 13¼ | - ⅛ |
| 32400 | Steinbg A f | $46 | 44¼ | 46 | - 1½ |
| 44745 | Stelco A | $22⅞ | 22½ | 22⅞ | - ⅛ |
| 29209 | TCC Bev | $10¼ | 10 | 10¼ | + ⅛ |
| 40125 | Teck B f | $21⅛ | 20⅞ | 21⅛ | |
| 2000 | Tembec A | $10¼ | 10¼ | 10¼ | + ⅛ |
| 188990 | Tor Dm Bk | $41⅞ | 41⅝ | 41⅞ | + ⅛ |
| 400 | Tor Sun | $23⅛ | 23⅛ | 23⅛ | |
| 2700 | Torstar B f | $35½ | 35⅛ | 35½ | |
| 26356 | TrnAlta U | $15⅛ | 15 | 15 | - ⅛ |
| 95021 | TrCan PL | $14⅞ | 14⅝ | 14⅞ | + ⅛ |
| 6775 | Trilon A | $21 | 20⅞ | 20⅞ | - ⅛ |
| 639 | Trimac | 415 | 415 | 415 | |
| 11625 | Trizec A f | $37¾ | 37½ | 37½ | |
| 300 | Trizec B | $39 | 39 | 39 | - ⅛ |
| 7000 | Unicorp A | $7½ | 7½ | 7½ | - ⅛ |
| 4620 | UnigescoB f | 365 | 365 | 365 | + 5 |
| 530 | Un Carbid | $22 | 22 | 22 | + ⅛ |
| 2763 | U Entrprise | $9¼ | 9¼ | 9¼ | - ⅛ |
| 1300 | Un Corp | $33⅛ | 33⅛ | 33⅛ | + ⅛ |
| 13442 | Varity C | 310 | 305 | 305 | |
| 133200 | Viceroy R | 370 | 350 | 370 | + 20 |
| 9700 | Videotrn f | $19⅝ | 19⅝ | 19⅝ | - ⅛ |
| 300 | WIC B f | $16¾ | 16¾ | 16¾ | |
| 1000 | Wst Fraser | $18¼ | 18¼ | 18¼ | + ¼ |
| 88000 | Wcoast E | $19⅞ | 19½ | 19⅞ | + ⅛ |
| 2258 | Westmin | $9⅝ | 9½ | 9½ | |
| 3050 | Weston | $44 | 43 | 44 | + 1½ |
| 2100 | Woodwd A | $5½ | 5⅛ | 5⅛ | - ⅛ |
| 11040 | Xerox Can | $19 | 19 | 19 | |

f – No voting rights or restricted voting rights

## INDICES

### NEW YORK — DOW JONES

| | June 26 | June 23 | June 22 | June 21 | 1989 High | 1989 Low | Since compilation High | Since compilation Low |
|---|---|---|---|---|---|---|---|---|
| ΦIndustrials | 2511.38 | 2531.87 | 2482.17 | 2464.91 | 2531.87 (23/6) | 2144.64 (3/1) | 2722.42 (25/8/87) | 41.22 (2/7/32) |
| Home Bonds | 92.15 | 91.80 | 91.46 | 91.78 | 92.52 (14/6) | 87.35 (23/3) | - | - |
| Transport | 1183.38 | 1186.45 | 1177.88 | 1170.69 | 1186.45 (23/6) | 959.95 (3/1) | 1186.45 (23/6/89) | 12.32 (8/7/32) |
| Utilities | 210.53 | 210.53 | 207.21 | 205.07 | 210.53 (23/6) | 181.84 (24/2) | 227.83 (22/1/87) | 10.50 (8/4/32) |

ΦDay's High 2536.99 (2536.09) Low 2500.57 (2490.14)

| STANDARD AND POOR'S | June 26 | June 23 | June 22 | June 21 | 1989 High | 1989 Low | Since compilation High | Since compilation Low |
|---|---|---|---|---|---|---|---|---|
| Composite ‡ | 326.60 | 328.00 | 322.32 | 320.48 | 328.00 (23/6) | 275.31 (3/1) | 336.77 (25/8/87) | 4.40 (1/6/32) |
| Industrial ‡ | 373.30 | 375.07 | 368.43 | 368.21 | 375.07 (23/6) | 318.66 (3/1) | 393.17 (25/8/87) | 3.62 (21/6/32) |
| Financial | 31.00 | 31.13 | 30.65 | 30.60 | 31.13 (23/6) | 24.30 (3/1) | 32.43 (25/8/87) | 8.64 (1/10/74) |
| NYSE Composite | 182.2 | 182.86 | 180.05 | 179.18 | 182.86 (23/6) | 154.98 (3/1) | 187.99 (25/8/87) | 4.46 (25/4/42) |
| Amex Mkt. Value | 364.01 | 364.25 | 362.21 | 361.07 | 366.16 (9/6) | 305.24 (3/1) | 366.16 (9/6/89) | 29.31 (9/12/72) |
| NASDAQ OTC Comp | 447.29 | 448.36 | 445.33 | 443.86 | 453.65 (9/6) | 378.56 (3/1) | 455.28 (26/8/87) | 54.87 (31/10/72) |

| | Jun 23 | Jun 16 | Jun 9 | year ago (approx.) |
|---|---|---|---|---|
| Dow Industrial Div. Yield | 3.57 | 3.59 | 3.51 | 3.49 |
| | June 21 | June 14 | June 7 | year ago (approx.) |
| S & P Industrial div. yield | 3.05 | 3.00 | 2.98 | 3.03 |
| S & P Indl. P/E ratio | 13.48 | 13.62 | 13.75 | 14.42 |

TRADING ACTIVITY † Volume

| Millions | June 26 | June 23 | June 22 |
|---|---|---|---|
| New York | 144.733 | 199.446 | 179.118 |
| Amex | 10.905 | 15.690 | 12.732 |
| OTC | 109.564 | 153.145 | 132.786 |

| NEW YORK | June 26 | June 23 | June 22 |
|---|---|---|---|
| Issues Traded | 1,948 | 1,969 | 1,942 |
| Rises | 629 | 1,065 | 809 |
| Falls | 825 | 430 | 615 |
| Unchanged | 494 | 474 | 518 |
| New Highs | 107 | 149 | 67 |
| New Lows | 21 | 16 | 12 |

### CANADA

| TORONTO | June 26 | June 23 | June 22 | June 21 | 1989 High | 1989 Low |
|---|---|---|---|---|---|---|
| Metals & Minerals | 3348.9 | 3344.7 | 3253.8 | 3237.1 | 3564.9 (6/2) | 3207.5 (3/1) |
| Composite | 3772.8 | 3773.2 | 3740.1 | 3730.4 | 3806.1 (8/6) | 3350.5 (6/1) |
| MONTREAL Portfolio | (c) | 1908.11 | 1888.43 | 1884.17 | 1948.46 (9/6) | 1677.48 (3/1) |

### NEW YORK ACTIVE STOCKS

| Monday | Stocks traded | Closing price | Change on day | | Stocks traded | Closing price | Change on day |
|---|---|---|---|---|---|---|---|
| Paramount Comm | 2,430,800 | 60¾ | + 2¾ | Exxon | 1,793,500 | 45⅛ | + ⅛ |
| Prime Computer | 2,366,000 | 18⅜ | - ⅛ | IBM | 1,709,300 | 112 | + 1⅛ |
| USX Corp | 2,024,100 | 34⅞ | - 2⅛ | Eastman Kodak | 1,696,600 | 48⅛ | - ⅛ |
| Warner Comms | 1,985,900 | 58⅞ | + ¼ | Nova Corp | 1,641,000 | 8⅞ | - ⅛ |
| Time Inc | 1,847,600 | 164 | - 1⅞ | FPL | 1,504,900 | 30⅞ | .... |

Base values of all indices are 100 except NYSE All Common – 50; Standard and Poor's – 10; and Toronto Composite and Metals – 1000. Toronto indices based 1975 and Montreal Portfolio 4/1/83. † Excluding bonds. ‡ Industrial, plus Utilities, Financial and Transportation. (c) Closed. (u) Unavailable.

| | June 27 | June 26 | June 23 | June 22 | 1989 High | 1989 Low |
|---|---|---|---|---|---|---|
| **AUSTRALIA** | | | | | | |
| All Ordinaries (1/1/80) | 1508.5 | 1509.4 | 1510.6 | 1513.5 | 1583.7 (23/5) | 1412.9 (7/4) |
| All Mining (1/1/80) | 686.1 | 686.2 | 683.5 | 681.2 | 727.0 (26/1) | 652.6 (7/4) |
| **AUSTRIA** | | | | | | |
| Credit Aktien (30/12/84) | 350.74 | 359.31 | 361.83 | 364.28 | 366.67 (21/6) | 219.5 (2/1) |
| **BELGIUM** | | | | | | |
| Brussels SE (1/1/80) | 6115.74 | 6108.27 | 6079.84 | 6096.00 | 6158.43 (13/6) | 5519.30 (4/1) |
| **DENMARK** | | | | | | |
| Copenhagen SE (3/1/83) | 335.72 | 335.09 | 332.60 | 331.13 | 335.72 (27/6) | 275.49 (27/2) |
| **FINLAND** | | | | | | |
| Unitas General (1975) | 777.4 | 779.1 | (c) | 780.1 | 815.8 (18/4) | 723.3 (4/1) |
| **FRANCE** | | | | | | |
| CAC General (31/12/82) | 486.9 | 491.0 | 488.3 | 481.7 | 491.0 (26/6) | 417.9 (4/1) |
| Ind. Tendance (30/12/88) | 114.0 | 114.6 | 114.5 | 113.1 | 114.6 (26/6) | 97.5 (27/2) |
| **GERMANY** | | | | | | |
| FAZ Aktien (31/12/58) | 614.45 | 617.12 | 619.11 | 618.56 | 619.11 (23/6) | 535.78 (27/2) |
| Commerzbank (1/12/53) | 1830.1 | 1844.6 | 1844.3 | 1844.2 | 1844.6 (26/6) | 1595.7 (27/2) |
| DAX (30/12/87) | 1477.89 | 1487.75 | 1491.20 | 1483.83 | 1491.20 (23/6) | 1271.70 (23/2) |
| **HONG KONG** | | | | | | |
| Hang Seng Bank (31/7/64) | 2232.65 | 2266.57 | 2219.00 | 2231.82 | 3309.64 (15/5) | 2093.61 (5/6) |
| **ITALY** | | | | | | |
| Banca Com. Ital. (1972) | 646.64 | 648.54 | 647.84 | 646.93 | 651.72 (16/6) | 577.49 (29/2) |
| **JAPAN** | | | | | | |
| Nikkei (16/5/49) | 33469.21 | 33625.82 | 33530.71 | 33324.9 | 34266.75 (31/5) | 30183.79 (5/1) |
| Tokyo SE (Topix) (4/1/68) | 2481.74 | 2489.80 | 2486.23 | 2473.54 | 2544.60 (8/5) | 2366.91 (6/1) |
| **NETHERLANDS** | | | | | | |
| CBS TU.Rtn.Gen. (End 1983) | 253.0 | 251.7 | 251.0 | 250.1 | 253.0 (27/6) | 208.3 (3/1) |
| CBS All Shr (End 1983) | 197.0 | 196.0 | 195.4 | 194.8 | 197.0 (27/6) | 166.7 (1/3) |
| **NORWAY** | | | | | | |
| Oslo SE (2/1/83) | 640.24 | 644.38 | 640.81 | 631.56 | 665.61 (19/4) | 467.17 (2/1) |
| **SINGAPORE** | | | | | | |
| Straits Times Ind. (30/12/66) | 1291.62 | 1287.58 | 1290.29 | 1294.43 | 1310.02 (17/5) | 1030.69 (4/1) |
| **SOUTH AFRICA** | | | | | | |
| JSE Gold (28/9/78) | (u) | 1541.0 | 1482.0 | 1475.0 | 1639.0 (23/3) | 1291.0 (15/2) |
| JSE Industrial (28/9/78) | (u) | 2625.0 | 2576.0 | 2566.0 | 2625.0 (27/6) | 1961.0 (3/1) |
| **SPAIN** | | | | | | |
| Madrid SE (30/12/85) | 310.85 | 309.75 | 309.04 | 310.05 | 315.90 (13/6) | 268.61 (1/3) |
| **SWEDEN** | | | | | | |
| Jacobson & P. (31/12/56) | 4188.9 | 4161.2 | (c) | 4126.6 | 4188.9 (27/6) | 3333.9 (3/1) |
| **SWITZERLAND** | | | | | | |
| Swiss Bank Ind. (31/12/58) | 740.9 | 741.9 | 746.5 | 745.5 | 746.8 (21/6) | 613.1 (3/1) |
| **WORLD** | | | | | | |
| M.S. Capital Intl. (1/1/70) | (u) | 507.5 | 510.4 | 503.0 | 519.0 (17/2) | 487.6 (13/6) |

Φ Subject to official recalculation.

Base values of all indices are 100 except Brussels SE and DAX – 1,000 JSE Gold – 255.7 JSE Industrials – 264.3 and Australia. All Ordinary and Mining – 500; (c) Closed. (u) Unavailable.

### TOKYO - Most Active Stocks
Tuesday June 27 1989

| | Stocks Traded | Closing Prices | Change on day | | Stocks Traded | Closing Prices | Change on day |
|---|---|---|---|---|---|---|---|
| Tekken | 19.6m | 1,640 | +60 | Showa W+C | 10.3m | 1,420 | +60 |
| Furukawa Elec | 19.5m | 1,340 | +40 | MHI | 8.6m | 1,210 | 0 |
| Canon | 15.7m | 1,850 | -150 | Fujita | 7.4m | 1,980 | +20 |
| Ebara | 12.9m | 2,520 | +50 | Sumitomo Metal | 7.0m | 817 | -5 |
| Ohbayashi | 12.3m | 1,880 | +30 | Shinko Elec | 7.0m | 1,120 | +70 |


**Travelling by air on business?**

Enjoy reading your complimentary copy of the Financial Times when you are travelling on scheduled flights from . . .

. . . AMSTERDAM
with British Airways, British Midland, Canadian Pacific Air, Finnair, KLM, Lufthansa, Pan-Am, SAS, Singapore Airlines, Thai Airways International, Transavia

. . . ROTTERDAM
with NLM

FINANCIAL TIMES
EUROPE'S BUSINESS NEWSPAPER

A word of advice (and comfort) for business travellers staying at North America's leading hotels...

ALWAYS ASK FOR YOUR COPY OF THE FINANCIAL TIMES!

*3pm prices June 27*

# NEW YORK STOCK EXCHANGE COMPOSITE PRICES

| 12 Month High | Low | Stock | Div. | Yld. | P/E | Sls 100s | High | Low | Close Quote | Ch'ge Prev. Close |
|---|---|---|---|---|---|---|---|---|---|---|
| | | **- A-A-A -** | | | | | | | | |
| 32¼ | 21¾ | AAR | .44 | 1.4 | 20 | 78 | 30½ | 30 | 30½ | + ¼ |
| 10¼ | 8¾ | ACM n | 1.01 | 11. | | 196 | 9¼ | 8⅞ | 9¼ | - ⅛ |
| 11⅞ | 10¼ | ACMIn | 1.26a | 11. | | 301 | 11⅛ | 11 | 11⅛ | |
| 10½ | 8½ | ACM M | n1.01 | 11. | | 335 | 9⅝ | 9⅜ | 9½ | - ⅛ |
| 11⅞ | 10 | ACM Sc | 1.26 | 11. | | 388 | 11⅛ | 11 | 11 | |
| 9⅞ | 8⅜ | ACMSp | 1.01 | 11. | | 238 | 9⅛ | 9 | 9⅛ | |
| 17¼ | 10⅞ | AL Lab | .12 | .7 | 18 | 32 | 16⅞ | 16½ | 16⅞ | + ¼ |
| 6⅛ | 4⅛ | AM Intl | | | | 1104 | 5⅝ | 5⅜ | 5⅝ | + ⅛ |
| 23½ | 19¼ | AM In pf | 2 | 9.2 | | 12 | 21⅝ | 21⅝ | 21⅝ | + ⅛ |
| 65¼ | 40⅞ | AMR | | | 8 | 5755 | u66⅛ | 65⅛ | 66⅛ | + 1½ |
| 6⅞ | 3½ | ARX | | | | 103 | 4 | 3⅞ | 4 | |
| 43¼ | 35¼ | ASA | 3a | 7.2 | | 173 | 41¾ | 41⅜ | 41½ | + ¼ |
| 22⅛ | 16¼ | AVX | .24 | 1.2 | 10 | 153 | 20½ | 20¼ | 20½ | + ⅜ |
| 61⅛ | 43½ | AbtLab | 1.40 | 2.3 | 17 | 3149 | 60 | 59⅛ | 59⅞ | + ⅞ |
| 19 | 15½ | Abitibi g | 1 | | | 27 | 16 | 16 | 16 | |
| 13 | 7½ | AcmeC | .40 | 3.4 | | 32 | 11⅞ | 11⅞ | 11⅞ | |
| 8 | 5⅞ | AcmeE | .32 | 4.1 | 18 | 15 | 7⅞ | 7⅞ | 7⅞ | |
| 34⅜ | 20¼ | Acuson | | | 25 | 123 | 33¼ | 32⅝ | 33¼ | + ⅜ |
| 16⅞ | 14¼ | AdaEx | 1.82e | 12. | | 109 | 15⅝ | 15½ | 15½ | - ⅛ |
| 16⅞ | 7½ | AMD | | | | 1538 | 10⅜ | 10 | 10¼ | + ¼ |
| 43½ | 28¾ | AMD pf | 3 | 9.0 | | 5 | 33¼ | 33⅛ | 33¼ | + ⅜ |
| 10⅛ | 6½ | Adobe | | | | 1468 | u11 | 10⅛ | 10⅛ | + ⅜ |
| 18⅞ | 16½ | Adob pf | 1.84 | 10. | | 31 | 18¼ | 18 | 18¼ | + ¼ |
| 21¼ | 19⅞ | Adob pf | 2.40 | 11. | | 3 | 21⅛ | 20⅞ | 21⅛ | + ¼ |
| 9⅜ | 6⅞ | Advest | .12 | 1.7 | 17 | 124 | 7⅛ | 6⅞ | 7 | + ⅛ |
| 66¼ | 43½ | AetnLf | 2.76 | 4.9 | 9 | 2291 | u56⅞ | 55⅝ | 56¼ | + ⅝ |
| 14 | 12⅝ | AflPb | | | | 1415 | 13⅛ | 13 | 13⅛ | |
| 23⅛ | 14⅛ | Ahmans | .88 | 4.0 | 10 | 1542 | 22½ | 22 | 22¼ | - ⅛ |
| 4⅝ | 2⅛ | Aileen | | | | 34 | 2⅜ | 2⅜ | 2⅜ | + ⅛ |
| 52¼ | 37¼ | AirPrd | 1.32 | 3.2 | 10 | 2385 | 42⅛ | 41⅜ | 41⅞ | - ⅛ |
| 29 | 15½ | AirbFrt | .60 | 2.1 | 26 | 527 | u29⅛ | 28½ | 28⅞ | |
| 24½ | 13⅞ | Airgas | | | 14 | 87 | 23⅞ | 23 | 23⅛ | + ⅛ |
| 20½ | 17⅞ | Airlease | 2.40 | 12. | 9 | 55 | 19⅝ | 19½ | 19⅝ | + ⅛ |
| 9⅞ | 8½ | AlaP dpf | .87 | 9.2 | | 35z | 9⅜ | 9½ | 9½ | |
| 96⅜ | 88⅜ | AlaP pf | 9 | 9.7 | | z500 | 93 | 93 | 93 | - 1 |
| 99⅞ | 92½ | AlaP pf | 9.44 | 9.8 | | z400 | u99⅞ | 98½ | 98½ | + 1⅛ |
| 30 | 17⅞ | AlskAir | .20 | .7 | 10 | 878 | 27½ | 26⅜ | 27⅛ | + ½ |
| 22⅛ | 14⅜ | Albnyin | .30 | 1.4 | 13 | 25 | 20⅞ | 20⅛ | 20⅞ | |
| 46 | 30½ | Alberto | .38 | .8 | 23 | 57 | u46⅞ | 45⅞ | 46⅛ | + ¼ |
| 37⅞ | 23 | AlbCulA | .36 | 1.0 | 16 | 236 | 37⅛ | 37¼ | 37⅛ | - ⅛ |
| 49⅛ | 30 | Albtsn | .80 | 1.6 | 19 | 420 | u49½ | 49 | 49 | - ⅛ |
| 24 | 18¼ | Alcan s | 1.12 | 5.1 | 5 | 3420 | 22½ | 22 | 22 | - ½ |
| 31⅝ | 23 | AlcoStd | .76 | 2.5 | 12 | 304 | 30⅝ | 30⅛ | 30⅝ | |
| 28⅛ | 21⅝ | AlexAlx | 1 | 3.8 | 16 | 441 | 26⅛ | 26 | 26 | - ⅛ |
| 4 | 1 | vjAlgInt | | | | 18 | 1⅛ | 1 | 1⅛ | + ⅛ |
| 8 | 1½ | vjAlgl pr | | | | 11 | 1⅝ | 1½ | 1⅝ | |
| 24⅛ | 5⅝ | vjAll pfC | | | | 6 | 5⅛ | 5⅜ | 5⅛ | + ⅜ |
| 41⅝ | 24¾ | AlgLud | 1a | 2.9 | 6 | 1398 | 35 | 33⅞ | 34⅛ | + ⅞ |
| 39 | 35⅝ | AlgPw | 3.08 | 8.3 | 10 | 680 | 37⅛ | 36⅞ | 37⅛ | + ⅛ |
| 15⅞ | 10⅛ | AllenG | | | 14 | 70 | 13 | 12⅞ | 13 | + ⅛ |
| 19⅞ | 13¼ | Allen pf | 1.75 | 10. | | 6 | 17⅛ | 16⅞ | 17⅛ | |
| 24⅜ | 20¼ | Alrgn wi | | | | 4862 | 24⅛ | 23⅞ | 24⅛ | + ⅞ |
| 13¼ | 9⅝ | AlnCap | n1.40 | 11. | 21 | 65 | 12⅞ | 12⅝ | 12⅞ | |
| 27⅞ | 13¼ | AlldPd | | | 17 | 376 | 23⅛ | 22⅞ | 22½ | - 1 |
| 36⅞ | 31⅜ | AldSgnl | 1.80 | 5.2 | 11 | 1853 | 34⅞ | 34 | 34½ | + ⅛ |
| 10¼ | 9⅝ | AlstMu | .78a | 7.3 | | 277 | 10⅜ | 10⅛ | 10⅛ | |
| 10⅛ | 9¼ | AlsMll | .73 | 7.3 | | 494 | 10 | 9⅞ | 10 | + ⅛ |
| 10⅞ | 9¾ | AlsMO | n .84 | 7.7 | | 347 | 10⅞ | 10⅜ | 10⅞ | + ⅛ |
| 10⅛ | 10 | AMOll | n | | | 82 | 10⅛ | 10⅛ | 10⅛ | |
| 10 | 9 | AlsMP | n .69 | 7.3 | | 88 | 9⅞ | 9½ | 9½ | |
| 48 | 32⅛ | ALTEL | n1.72 | 3.6 | 16 | 215 | 47⅞ | 47⅛ | 47⅛ | - ⅜ |
| 69¼ | 47½ | Alcoa | 1.60a | 2.4 | 6 | 3701 | 68 | 67 | 67 | - ⅜ |
| 19 | 10⅝ | AmaxG | .08 | .6 | 20 | 140 | 13⅛ | 13⅛ | 13⅛ | + ⅛ |
| 27⅛ | 19⅞ | Amax | .80 | 3.2 | 3 | 4692 | 25¼ | 25¼ | 25¼ | |
| 44½ | 38 | Amax pf | 3 | 6.9 | | 1 | 43⅛ | 43⅛ | 43⅛ | + ⅞ |
| 14⅞ | 10½ | AmBas | .20 | 1.5 | 5 | 1468 | 14⅛ | 13⅞ | 13⅞ | + ⅛ |
| 14⅞ | 11⅛ | Amcast | .48 | 3.8 | 11 | 48 | 12½ | 12⅛ | 12⅛ | + ⅛ |
| 15⅝ | 9⅞ | Amdura | | | 3 | 190 | 13⅛ | 13 | 13⅛ | |
| 40½ | 25⅛ | AmHes | .60 | 1.6 | 11 | 1483 | 38⅞ | 37⅞ | 38 | + ⅝ |
| 23⅞ | 14¼ | ABarck | .15 | | | 591 | 23½ | 23 | 23½ | + ⅜ |
| 73⅛ | 44¼ | AmBrnd | 2.44 | 3.4 | 11 | 1327 | 71⅞ | 71⅛ | 71⅞ | + ¼ |
| 30⅝ | 28⅝ | ABrd | pf2.75 | 9.6 | | 256 | 28⅞ | 28⅝ | 28½ | |
| 39⅞ | 24½ | ABldM | .52 | 2.6 | 18 | 29 | 36 | 35 | 36 | |
| 32⅛ | 23⅛ | ABusPr | .96 | 3.0 | 14 | 2 | 31⅞ | 31⅞ | 31⅞ | + ⅛ |
| 22⅛ | 19⅛ | ACapBd | 2.20a | 11. | | 12 | 20⅝ | 20½ | 20⅝ | + ⅛ |
| 24 | 18⅛ | ACapCv | 2.93e | 14. | | 30 | 21⅝ | 21⅞ | 21⅝ | + ⅛ |
| 10⅛ | 8⅜ | ACapIn | 1.10a | 12. | | 165 | 9⅜ | 9⅛ | 9⅛ | + ⅛ |
| 11⅞ | 8⅛ | ACMR | .60 | 6.3 | 10 | 7 | 9½ | 9⅜ | 9½ | + ⅛ |
| ⅝ | ⅛ | vjACent | | | | 929 | 19-32 | 15-32 | 15-32 | + 3-32 |
| 57 | 44 | ACyan | 1.35 | 2.4 | 18 | 3164 | 56⅛ | 55½ | 55⅞ | + ¼ |
| 29 | 25⅛ | AEIPw | 2.32a | 8.2 | 9 | 1673 | 28⅛ | 28⅛ | 28⅛ | |
| 35⅞ | 25⅞ | AmExp | .84 | 2.4 | 14 | 5157 | 35⅛ | 34⅞ | 35⅛ | + ⅛ |
| 19⅛ | 11½ | AFamly | .28 | 1.7 | 12 | 897 | 16⅞ | 16 | 16⅛ | + ⅛ |
| 38 | 29⅛ | AGnCp | 1.50 | 4.0 | 11 | 1139 | 37⅝ | 37⅛ | 37⅛ | + ⅛ |
| 8⅛ | 7⅛ | AmGvl | .84e | 11. | | z316 | 8 | 7⅞ | 8 | |
| 10½ | 9⅛ | AGIP | n1.08a | 11. | | z287 | 9⅞ | 9⅝ | 9⅞ | + ⅛ |
| 10¼ | 9⅛ | AGIT | n.34e | 3.4 | | z35 | 10 | 9⅞ | 9⅞ | |
| 20⅞ | 17½ | AHltPr | 2.20 | 11. | 13 | 326 | u21 | 20⅞ | 20⅞ | + ⅛ |
| 97¼ | 72⅛ | AHome | 3.90 | 4.0 | 15 | 872 | u97½ | 97 | 97 | - ⅛ |
| 61⅞ | 43⅞ | Amrtch | s2.92 | 4.9 | 13 | 5657 | 60⅛ | 59⅝ | 59⅝ | + ⅛ |
| 87⅞ | 55⅛ | AIntGr | .48 | .6 | 11 | 2516 | 85⅛ | 84½ | 85⅛ | + ⅛ |
| 23⅛ | 14⅞ | AMI | .72 | 3.2 | 34 | 2646 | 22⅞ | 22⅛ | 22⅝ | |
| 46⅞ | 27¼ | APresd | .60 | 1.8 | 12 | 731 | 34⅛ | 32½ | 33⅞ | - ⅞ |
| 65 | 54 | APresd | pf3.50 | 6.2 | | 14 | 57½ | 56 | 56½ | - 2⅛ |
| 16⅞ | 13⅝ | AREst | 2 | 14. | 6 | 112 | 14⅛ | 14 | 14 | - ⅛ |
| 4⅞ | 3⅞ | ArcRlty | .72 | 16. | 2 | 254 | 4⅛ | 4⅛ | 4⅛ | + ⅛ |
| 18⅛ | 11⅛ | ASB | .80 | 4.9 | 4 | 71 | 16⅛ | 15⅞ | 16⅛ | + ⅜ |
| 19½ | 15⅞ | ASB pf | 1.81 | 10. | | 18 | 17⅞ | 17⅞ | 17⅞ | |
| 5⅞ | 3 | AShip | | | | 14 | 4⅝ | 4⅛ | 4⅝ | |
| 69⅞ | 47⅛ | AmStor | 1 | 1.6 | 27 | 879 | 64⅞ | 64⅛ | 64⅞ | |
| 71⅛ | 58⅛ | AStr | pfA4.38 | 6.2 | | 1052 | 70⅞ | 70 | 70⅛ | + ⅜ |
| 37½ | 24⅞ | AT&T | 1.20 | 3.3 | 18 | 9895 | 36⅞ | 36⅛ | 36⅛ | - ⅞ |
| 21½ | 15¼ | AmWtr | .74 | 4.2 | 10 | 473 | 17⅞ | 17½ | 17⅞ | + ⅜ |
| 16¼ | 13¼ | AWat | pr1.25 | 8.8 | | z160 | 14⅛ | 14⅛ | 14⅛ | - ⅜ |
| 17 | 13¼ | AWa | 5pr1.25 | 8.3 | | z100 | 15 | 15 | 15 | - ⅛ |
| 15 | 12⅝ | AmHotl | 8c | | | 150 | 15 | 15 | 15 | |
| 40¼ | 29⅜ | Ameron | 1.28 | 3.6 | 13 | 38 | 36 | 35 | 36 | - ⅞ |
| 19⅞ | 12⅞ | AmeDp | .10 | .6 | 25 | 1316 | 16⅞ | 16⅛ | 16⅛ | - ⅜ |
| 16 | 12¼ | Ametek | .60 | 3.8 | 24 | 548 | 15⅞ | 15½ | 15⅞ | + ⅛ |
| 11⅛ | 9⅛ | AmevSc | 1.08a | 11. | | 94 | 10⅛ | 10¼ | 10¼ | - ⅛ |
| 45⅛ | 34 | Amoco | s1.90 | 4.1 | 12 | 6194 | u46⅛ | 45⅛ | 46¼ | + 1⅛ |
| 43¼ | 40½ | AMP | 1.20 | 2.9 | 14 | 3668 | 41⅛ | 41⅛ | 41⅜ | + ⅛ |
| 15⅞ | 11⅞ | Ampco | .30 | 2.0 | | 8 | 14⅞ | 14⅛ | 14⅞ | - ⅛ |
| 10⅛ | 6⅛ | Amre | s .08 | 1.0 | 17 | 120 | 8⅛ | 8 | 8 | + ⅛ |
| 9⅞ | 7⅛ | Amrep | | | | 45 | 9 | 8⅞ | 8⅞ | |
| 29 | 22⅞ | AmSth | 1.32 | 4.8 | 8 | 34 | 27⅞ | 27⅞ | 27⅞ | + ⅛ |
| 11½ | 4⅞ | Anacmp | | | 15 | 1056 | 6⅞ | 6⅛ | 6⅛ | - ⅛ |
| 33⅞ | 22⅞ | Anadrk | .30 | .9 | 32 | 944 | 32⅛ | 32⅛ | 32⅞ | + ⅞ |
| 11 | 9⅞ | Analog | | | 12 | 636 | 10⅞ | 10⅛ | 10⅛ | |
| 17⅞ | 7⅞ | AnchGl | .08j | | | 1301 | 12 | 11⅞ | 12 | + ⅛ |
| 27⅛ | 19⅞ | Angelic | .76 | 3.2 | 13 | 45 | 23⅛ | 23⅛ | 23⅛ | - ⅛ |
| 11⅞ | 8 | AngelRl | 1.52 | 14. | | 35 | 10⅛ | 10½ | 10⅛ | + ⅛ |
| 44⅛ | 29 | Anheus | .72 | 1.7 | 17 | 2914 | 43⅛ | 42⅞ | 42⅞ | |
| 14¼ | 7⅞ | Anthem | | | 11 | 292 | 11 | 10⅞ | 10⅞ | + ⅛ |
| 20⅝ | 9½ | Anthny | s.44 | 2.3 | 13 | 103 | 19⅛ | 18⅞ | 19⅛ | + ⅛ |
| 35⅞ | 25½ | Aon cp | 1.40 | 4.0 | 12 | 99 | 35⅛ | 35⅛ | 35⅛ | + ⅛ |
| 12⅞ | 6 | Apache | .28 | 2.3 | 28 | 5182 | 12⅛ | 12⅛ | 12¼ | - ⅛ |
| 89½ | 80⅛ | ApPw | pf8.12 | 8.1 | | z1650 | 89½ | 89⅛ | 89½ | + 1 |
| 82⅞ | 73 | ApPw | pf7.40 | 9.2 | | z150 | 80⅛ | 80⅛ | 80⅛ | |
| 38 | 30 | ApplBk | | | 7 | 32 | 37⅞ | 37⅞ | 37⅞ | |
| 17 | 11½ | ApplMg | | | 10 | 368 | 12⅞ | 12 | 12⅛ | |
| 30½ | 17⅞ | ArchDn | .10b | .3 | 14 | 3305 | 29⅞ | 29½ | 29⅞ | + ⅛ |
| 38½ | 26⅛ | ArcoCh | 2.50 | 7.4 | 7 | 394 | 34⅞ | 33⅞ | 33⅞ | - ½ |
| 27⅞ | 16⅛ | Aristec | s 1 | 4.6 | 6 | 948 | 21⅞ | 21⅛ | 21⅞ | |
| 23⅛ | 16⅞ | Arkla | 1.08 | 4.7 | 20 | 4153 | 23⅛ | 22⅞ | 23⅛ | + ⅛ |
| 48⅛ | 38 | Arkla pf | 3 | 6.6 | | 41 | 45¼ | 45 | 45⅛ | + ⅛ |
| 11½ | 9½ | Armada | | | | 1 | 10⅛ | 10⅛ | 10⅛ | |
| 12½ | 9 | Armco | .10e | .9 | 7 | 1121 | 11⅞ | 11⅛ | 11⅛ | - ⅛ |
| 47 | 40⅛ | Armc | pf4.50 | 9.6 | | 1 | 46⅞ | 46⅞ | 46⅞ | + ⅛ |
| 41⅛ | 31⅜ | ArmWl | 1.05 | 2.5 | 12 | 4340 | u42 | 40⅞ | 42 | + 1⅛ |
| 10⅛ | 5⅛ | ArowE | | | 5 | 63 | 5⅞ | 5½ | 5½ | |
| 19⅛ | 12⅞ | ArwE | pf1.94 | 14. | | 6 | 13⅞ | 13⅞ | 13⅞ | |
| 41⅛ | 15½ | Artra | | | 95 | 16 | 16⅛ | 16⅛ | 16⅛ | + ¼ |
| 28⅞ | 17⅞ | Arvin | .68 | 2.7 | 16 | 233 | 25½ | 24⅞ | 24⅞ | - ½ |
| 30½ | 22 | Asarco | 1.60 | 5.6 | 5 | 1133 | 28⅞ | 28⅛ | 28⅛ | - ⅜ |
| 15⅛ | 10 | AsCoal | n.15e | 1.1 | 7 | 522 | 14⅛ | 14 | 14⅛ | + ⅛ |
| 43 | 31⅝ | AshOil | 1 | 2.5 | 12 | 3319 | 39½ | 38⅞ | 39⅛ | + ⅞ |
| 12 | 9⅛ | AsiaPc | .07e | .7 | | 262 | 10⅛ | 10⅛ | 10⅛ | + ⅛ |
| 16⅛ | 6⅛ | Asetinv | 1.87e | 22. | 4 | 107 | 8⅛ | 8⅛ | 8⅛ | |
| 23⅛ | 17⅞ | Athln | s 1 | 4.8 | 5 | 82 | 21⅛ | 20⅞ | 20⅞ | - ¼ |
| 28 | 23⅞ | AtlGas | 1.86 | 7.2 | 15 | 683 | 26⅛ | 25⅞ | 26⅛ | |
| 38 | 31⅛ | AtlEnrg | 2.86 | 8.1 | 10 | 140 | 35⅞ | 35⅛ | 35⅛ | |
| 94⅞ | 76⅛ | AtlRich | 4.50 | 4.7 | 11 | 3744 | u95⅛ | 93⅞ | 94⅞ | + 1½ |
| 225 | 183 | AtlRc | pr2.80 | 1.2 | | 5 | u227½ | 227⅞ | 227⅞ | + 2⅞ |
| 20½ | 10⅛ | Atlas | s | | | 61 | 44 | 12⅞ | 11⅞ | 12⅛ | + ⅛ |
| 17¼ | 14⅜ | ATMOS | 1.12 | 7.3 | 20 | 77 | 15⅛ | 15⅛ | 15⅛ | + ⅛ |
| 4½ | 3⅛ | AudVd | | | 20 | 67 | 3⅞ | 3⅛ | 3⅛ | |
| 15⅛ | 10½ | Augat | .40 | 2.9 | | 80 | 13⅞ | 13⅛ | 13⅞ | + ⅛ |
| 37¼ | 30⅛ | Auslmt | .60 | 1.7 | 7 | x22 | 34⅞ | 34⅞ | 34⅞ | + ⅛ |
| 41½ | 34⅛ | AutoDt | .60 | 1.5 | 17 | 1846 | 41⅛ | 40⅞ | 41⅛ | + ½ |
| 7⅞ | 4½ | Avalon | 1.01e | 16. | 663 | 36 | 6⅞ | 6⅛ | 6⅞ | |
| 28⅛ | 22⅛ | AVMCO | .40 | 1.8 | 12 | 50 | 23⅛ | 22⅞ | 22⅛ | - ⅛ |
| 27¼ | 19⅞ | Avery | .58 | 2.1 | 15 | 1302 | 27⅞ | 27 | 27 | |
| 25⅛ | 19 | Avnet | .50 | 2.1 | 16 | 3518 | 23⅞ | 23⅛ | 23⅛ | |
| 41⅛ | 18⅜ | Avon | 1 | 2.8 | | 4107 | 35⅞ | 34⅞ | 35⅛ | |
| 18½ | 12⅞ | Aydin | s | | 10 | 69 | 18 | 17½ | 17½ | - ⅛ |
| | | **- B-B-B -** | | | | | | | | |
| 33½ | 23½ | BCE g | 2.48 | | | 1150 | 33⅛ | 33 | 33⅛ | + ⅛ |
| 19⅛ | 14⅜ | BET | .93e | 6.5 | 11 | 5 | 17 | 17 | 17 | |
| 10½ | 6⅞ | BMC | | | 9 | 2 | 8⅞ | 8⅞ | 8⅞ | - ⅛ |
| 28⅛ | 25⅛ | BP Pr n | | | | 873 | 28⅛ | 28 | 28⅛ | + ⅛ |
| 31⅞ | 28 | BRE | 2.40 | 8.0 | 15 | 2 | 30 | 29⅞ | 30 | + ⅛ |
| 19⅞ | 15⅛ | BRT | 2.48 | 15. | 7 | 65 | 16⅞ | 16⅛ | 16⅛ | - ⅛ |
| 21 | 20⅞ | Bairnco | .90 | 4.3 | 10 | 79 | 21 | 20⅞ | 20⅞ | - ⅛ |
| 24⅛ | 18½ | BakrF | s2.32e | 9.7 | | 19 | 23⅞ | 23⅛ | 23⅞ | + ⅛ |
| 18½ | 12⅛ | BakrHu | .46 | 2.4 | 36 | 8078 | u18⅞ | 17⅞ | 18⅞ | + 1⅛ |
| 48⅛ | 38½ | BkrH | pf3.50 | 7.3 | | 113 | 47⅞ | 47⅛ | 47⅞ | + ⅛ |
| 30⅝ | 22⅝ | Baldor | .60 | 2.1 | 16 | 1 | 28⅞ | 28⅞ | 28⅞ | |
| 31⅛ | 25⅛ | Ball | 1.08 | 3.8 | 24 | 968 | 28⅞ | 28⅛ | 28⅛ | - ⅛ |
| 25⅞ | 18⅛ | BallyMf | .30 | 1.2 | 21 | 2258 | 25⅛ | 24⅞ | 25⅛ | + ⅛ |
| 16⅛ | 12 | BaltBcp | .55 | 3.9 | | 42 | 14⅛ | 14 | 14⅛ | + ⅛ |
| 32⅛ | 28½ | BaltGE | 2.10 | 6.6 | 10 | 983 | 31⅞ | 31½ | 31⅞ | |
| 28⅛ | 21½ | BncOne | 1.04 | 3.7 | 10 | 3269 | 27⅞ | 27½ | 27⅞ | + ½ |
| 10⅞ | 6⅝ | BncFla | .44 | 5.2 | 6 | 20 | 8⅝ | d 8½ | 8½ | - ⅛ |
| 1⅝ | 7-32 | BanTex | | | | 365 | ½ | 15-32 | 15-32 | |
| 78⅞ | 58⅛ | Bandag | .90 | 1.2 | 18 | 185 | 77⅛ | 76⅞ | 77 | + ⅛ |
| 30 | 22½ | BkBost | 1.24 | 4.4 | 6 | 1492 | 28⅞ | 28⅛ | 28½ | + ⅛ |
| 69½ | 62 | BkB | pfC6.70e | 10. | | z30 | 64 | 64 | 64 | - ⅛ |
| 29 | 21 | BkNE | 1.36 | 6.3 | 6 | 1080 | 21⅞ | 21⅛ | 21⅞ | + ⅛ |
| 53⅛ | 33 | BkNY | 1.92 | 3.8 | 9 | 1026 | 51⅞ | 51⅛ | 51⅛ | + ⅛ |
| 29⅛ | 12½ | BnkAm | .30e | 1.1 | 8 | 2323 | 28⅛ | 27⅞ | 28⅛ | + ⅛ |
| 37⅛ | 33 | BkA | pf3.68e | 10. | | 7 | 35⅞ | 35⅛ | 35⅛ | + ⅛ |
| 61½ | 54⅛ | BkA pf | 6e | 9.8 | | 4 | 61⅛ | 61⅛ | 61⅛ | |

PHILIPS HAS PUT A LITTLE ART IN ITS SCIENCE

The new Philips LCD Computer Monitor. It's flat and small. Lightweight. With a picture that's stable and exceptionally easy to read. For the complete picture of our full range of Computer Monitors, write Philips International. SFF-836, 5600 MD Eindhoven, The Netherlands.

THE LCD MONITOR FROM PHILIPS

PHILIPS

Continued on Page 43

# NYSE COMPOSITE PRICES

Continued from previous Page

| 52 Week High | Low | Stock | Div. | Yld. % | P/E | Sales 100s | High | Low | Close | Ch'ge Prev. Close |
|---|---|---|---|---|---|---|---|---|---|---|
| 14⅜ | 6 | vPNH pfB | | | | 29 | 10⅞ | 10½ | 10⅞ | +⅜ |
| 18½ | 6½ | vPNH pfD | | | | 2 | 11½ | 11½ | 11½ | +½ |
| 16 | 6¼ | vPNH pfE | | | | 22 | 12 | 11½ | 11½ | +⅜ |
| 15¼ | 6¼ | vPNH pfF | | | | 46 | 11½ | 11¼ | 11½ | +⅜ |
| 15¼ | 6½ | vPNH pfG | | | | 2 | 11¼ | 11¼ | 11¼ | |
| 15⅞ | 10¼ | PNHM .29g | | | | 2709 | 14⅞ | 14½ | 14½ | +½ |
| 27½ | 22 | PSEG 2.04 | 7.5 | 11 | 3415 | 27½ | 27 | 27 | 27¼ | +⅛ |
| 76 | 68½ | PSEG pfB.80 | 9.2 | | 250 | 74½ | 74½ | 74½ | 74½ | +⅛ |
| 84 | 77½ | PSEG pfD.05 | 9.7 | | 230 | 83 | 83 | 83 | 83 | +1 |
| 3⅝ | 1⅞ | Publick | | | 49 | 3 | 2⅞ | 2⅞ | 2⅞ | −⅛ |
| 51¼ | 38¼ | PR Cem .65a | 1.4 | 8 | 114 | 47¼ | 47 | 47 | 47¼ | +⅜ |
| 21 | 19 | PuggsP 1.76 | 8.5 | 10 | 694 | 20⅞ | 20⅝ | 20⅝ | 20⅝ | |
| 8⅝ | 7½ | PHICS .65 | 11. | | 5 | 7⅝ | 7⅝ | 7⅝ | 7⅝ | |
| 10⅝ | 9⅞ | PHYM n | | | 428 | 10 | 9⅞ | 10 | 9⅞ | |
| 10¼ | 8⅞ | PIGIT 1.01 | 11. | | 355 | 9⅞ | 9⅞ | 9¼ | 9⅞ | −⅛ |
| 10⅞ | 9⅞ | PMMI n.09e | .9 | | 235 | 9⅞ | 9⅞ | 9⅞ | 9⅞ | |
| 8⅞ | 8½ | PMRT 1.00a | 11. | | 644 | 9 | 8⅞ | 9 | 8⅞ | −⅛ |
| 9⅞ | 8⅞ | PMRT 1.10a | 12. | | 624 | 9⅞ | 9⅞ | 9⅞ | 9⅞ | |
| 9⅞ | 8⅞ | PPYT 1.14 | 12. | | 1573 | 9⅞ | 9⅞ | 9⅞ | 9⅞ | |
| 11⅞ | 5⅞ | Pyro | | 64 | 730 | 11⅞ | 11⅞ | 11⅞ | 11⅞ | |
| 9¼ | 6 | QMS | | | 222 | 8½ | 8⅜ | 8⅜ | 8⅜ | |
| 1⅞ | 5-16 | Qantel | | 1 | 88 | 9-16 | ½ | ½ | ½ | |
| 66¼ | 42⅞ | QuakrO 1.20 | 1.8 | 21 | 2146 | 66¼ | 65¼ | 65⅝ | +½ | |
| 22⅞ | 15⅞ | QuakOC .80 | 4.7 | 37 | 1173 | 17⅞ | 16⅞ | 17¼ | +⅜ | |
| 19 | 11⅞ | Quanex .92 | 5.2 | 6 | 234 | 18 | 14⅞ | 14⅞ | −½ | |
| 31⅞ | 25⅞ | Quanex pf2.28 | 8.6 | | 210 | 27¼ | 26¼ | 26¼ | −⅜ | |
| 59½ | 39⅞ | Questrn 3 | 7.4 | 3 | 578 | 40⅞ | 40⅞ | 40⅞ | +⅞ | |
| 12⅞ | 9⅞ | QstVI 1.20e | 10. | | 131 | 12 | 11⅞ | 11⅞ | −⅞ | |
| 11⅞ | 7¼ | QstVC | | | 193 | 11⅞ | 11⅞ | 11⅞ | +⅞ | |
| 36⅞ | 31 | Questar 1.88 | 5.2 | 28 | 78 | 36⅞ | 36 | 36¼ | +⅞ | |
| 16⅞ | 10¼ | QkRefty .24 | 1.6 | 16 | 78 | 15¼ | 15⅞ | 15¼ | +⅜ | |
| | | — R — R — | | | | | | | | |
| 12 | 10⅞ | RAC In n1.32 | 12. | | 58 | 11⅞ | 11⅞ | 11⅞ | −⅛ | |
| 10⅞ | 2⅞ | RAC | 1.08e | 46. | 4 | 3519 | 2⅞ | d 1⅞ | 2⅞ | −⅛ |
| 24 | 20⅞ | RJR pf | | | | 9263 | 23½ | 23 | 23 | |
| 10⅞ | 8 | RLC .20b | 2.1 | 9 | 69 | 9⅞ | 9⅞ | 9⅞ | 9⅞ | |
| 8⅞ | 7⅞ | RLI Cp .88 | 4.8 | 7 | 3 | 7⅞ | 7⅞ | 7⅞ | 7⅞ | |
| 19¼ | 14½ | ROC Fd | | | 38 | 16⅞ | 16 | 16 | 16⅞ | |
| 9⅞ | 5 | RPC | 32 | 56 | 7 | 7⅞ | 7⅞ | 7⅞ | 7⅞ | |
| 12⅞ | 8½ | RPS a .16e | 9.3 | | 254 | 9⅞ | 9 | 9 | 9 | |
| 85⅞ | 29⅞ | Racal n1.21e | 1.7 | 85 | 4824 | 70⅞ | 68⅞ | 69⅞ | +1 | |
| 95 | 74 | RalsPur 1.85 | 1.7 | 14 | 1054 | u92 | 91 | 94⅞ | 95 | +1⅞ |
| 16⅞ | 7½ | Ramad | | | 1656 | 14⅞ | 14⅞ | 14⅞ | 14⅞ | |
| 6½ | 4⅞ | RangO | | 49 | 69 | 5⅞ | 5⅞ | 5⅞ | 5⅞ | |
| 54 | 30¼ | Rayon .32 | .9 | 16 | 633 | 36⅞ | 35 | 35 | 36⅞ | |
| 28 | 19 | RJemF .28 | 1.7 | 11 | 34 | 19⅞ | 19⅞ | 19⅞ | 19⅞ | −⅛ |
| 21⅞ | 13 | Raytel 2.80 | 14. | 6 | 68 | 19⅞ | 19⅞ | 19⅞ | 19⅞ | −⅛ |
| 6⅞ | ¾ | vRayco | | | 1 | 2⅞ | 2⅞ | 2⅞ | 2⅞ | +⅜ |
| 74⅞ | 66½ | Raytheon 2.20 | 2.9 | 10 | 701 | u75¼ | 74⅞ | 74⅞ | 74⅞ | |
| 1⅞ | ⅞ | RedStr | | | 82 | 11-16 | ⅞ | ⅞ | 11-16 | |
| 4⅞ | 1⅞ | RdStat pfA | | | 5 | 2⅞ | 2⅞ | 2⅞ | 2⅞ | |
| 17⅞ | 16¼ | REIT 1.36 | 8.5 | 13 | x32 | 16¼ | 16¼ | 16¼ | −⅛ | |
| 12⅞ | 9½ | ReadCp | | 38 | 4666 | 12 | 11⅞ | 11⅞ | +⅜ | |
| 17⅞ | 8½ | Reebok .20 | 2.3 | 11 | 5206 | 13½ | 12⅞ | 13 | +⅞ | |
| 16 | 11⅞ | Reece .15e | 1.2 | 16 | 10 | 13 | 13 | 13 | +⅛ | |
| 7⅞ | 2⅞ | Regal | | 21 | 3-16 | 2⅞ | 3-16 | 3-16 | | |
| 8⅞ | 7⅞ | RelSpn .25a | 3.1 | 22 | 46 | 8⅞ | 8⅞ | 8⅞ | | |
| 15⅞ | 12⅞ | ReltgTg 1.76 | 12. | 6 | 85 | 14⅞ | 13⅞ | 14⅞ | +⅞ | |
| 9⅞ | 5 | RepCp .92 | 6.2 | 13 | 612 | 6⅞ | 6⅞ | 6⅞ | +⅞ | |
| 18⅞ | 16¼ | Repsol n | | | 1867 | 17½ | 17½ | 17½ | +⅞ | |
| 6⅞ | 4⅞ | RepNY .20 | 3.6 | 23 | 10 | 5⅞ | 5⅞ | 5⅞ | | |
| 50⅞ | 41 | RepNY 1.28 | 2.5 | 10 | 110 | 50⅞ | 50 | 50 | +⅞ | |
| 24⅞ | 13⅞ | Resnx s 1 | 6.9 | 3 | 186 | 14⅞ | 14⅞ | 14⅞ | | |
| 17⅞ | 12⅞ | ReyRsy .76 | 2.9 | 10 | 1908 | 26⅞ | 26 | 26 | −2⅞ | |
| 62⅞ | 47¼ | ReyNat 1.60 | 3.6 | 5 | 1337 | 54 | 53⅞ | 53⅞ | +⅞ | |
| 39 | 29⅞ | RibbnM .92 | 2.2 | 18 | 609 | 42 | 39⅞ | 39⅞ | +⅞ | |
| 1 | 3-16 | RvrOak | | | 140 | ⅛ | 3-16 | 3-16 | +1-16 | |
| 13⅞ | 8⅞ | Robbns | | | 176 | 11 | 10⅞ | 11 | +⅞ | |
| 20⅞ | 15⅞ | vRobins | | 12 | 458 | 30⅞ | 30¼ | 30¼ | +⅞ | |
| 20⅞ | 16½ | RochG 1.58 | 7.2 | 10 | 694 | u20⅞ | 20⅞ | 20⅞ | +⅞ | |
| 74⅞ | 44⅞ | RochTel 2.84 | 3.8 | 15 | 7 | 74⅞ | 72⅞ | 72⅞ | +⅞ | |
| 30⅞ | 18⅞ | RockTr 1.84 | 5.8 | 17 | 205 | 18⅞ | 17⅞ | 18⅞ | +⅞ | |
| 23½ | 19⅞ | Rockwl .76 | 3.5 | 7 | 1883 | 22⅞ | 22⅞ | 22⅞ | +⅞ | |
| 5⅞ | 4⅞ | RodMan | | | 55 | 5⅞ | 5⅞ | 5⅞ | −⅛ | |
| 37½ | 30¼ | RoHaas 1.12 | 3.2 | 18 | 732 | 34⅞ | 34½ | 34½ | −⅞ | |
| 37⅞ | 25⅞ | Rohr | | 24 | 1 | 28⅞ | 28⅞ | 28⅞ | +⅞ | |
| 8⅞ | 6⅞ | RolmE s.08 | .7 | 31 | 2311 | 10⅞ | 10⅞ | 10⅞ | +⅞ | |
| 20⅞ | 16⅞ | Rollins .54 | 2.8 | 16 | 311 | 20⅞ | 20⅞ | 20⅞ | +⅞ | |
| 48⅞ | 38⅞ | Rorer .80 | 2.1 | 19 | 1772 | 37⅞ | 36⅞ | 37⅞ | +1 | |
| 8⅞ | 4½ | Rowan | | | 6202 | 6⅞ | 6 | 6¼ | +⅛ | |
| 65½ | 52⅞ | RoyDt s2.52e | 5.1 | 9 | 6224 | 64⅞ | 63⅞ | 64⅞ | +1⅞ | |
| 19 | 8⅞ | Royalnt .24e | 1.4 | 15 | 47 | 14⅞ | 14⅞ | 14⅞ | | |
| 9⅞ | 7⅞ | Royce .01e | 6.2 | | 97 | 9⅞ | 9⅞ | 9⅞ | +⅛ | |
| 32½ | 21 | Rubbmd .44 | 1.4 | 22 | 471 | 31½ | 31 | 31 | −⅛ | |
| 23½ | 18⅞ | RussBr .40 | 2.1 | 16 | 37 | 19⅞ | 19⅞ | 19⅞ | +⅞ | |
| 14⅞ | 12⅞ | RussTg .96 | 4.8 | 66 | 103 | 12⅞ | 12⅞ | 12⅞ | +⅞ | |
| 23⅞ | 18⅞ | Russell .60 | 2.3 | 15 | 855 | 22⅞ | 22⅞ | 22⅞ | +⅞ | |
| 29⅞ | 22⅞ | Ryder .80 | 2.3 | 12 | 3099 | 28⅞ | 28⅞ | 28⅞ | +⅞ | |
| 32⅞ | 22 | Ryloil s .80 | 2.1 | 16 | 369 | u28⅞ | 28⅞ | 28⅞ | +⅞ | |
| 28⅞ | 14⅞ | Ryland .80 | 2.8 | 7 | 31 | 21⅞ | 21⅞ | 21⅞ | | |
| 14⅞ | 11⅞ | Rymer | | | 43 | 11⅞ | 11⅞ | 11⅞ | | |
| 10⅞ | 7⅞ | Rymr pf1.17 | 12. | | 5 | 10 | 10 | 10 | | |
| | | — S — S — | | | | | | | | |
| 36⅞ | 30⅞ | SCEcp 2.68 | 7.1 | 12 | 8215 | 38⅞ | 38 | 38⅞ | | |
| 9½ | 6½ | SCOR U.20e | 2.3 | 7 | 17 | 9 | 8⅞ | 8⅞ | | |
| 9⅞ | 7½ | SL Ind .16 | 2.0 | 14 | 6 | 8⅞ | 8⅞ | 8⅞ | | |
| 68⅞ | 57 | SPSTec 1.20 | 1.8 | 23 | 49 | 65⅞ | 65 | 65⅞ | +⅞ | |
| 34 | 22⅞ | SPX Cp 1 | 3.4 | 8 | 138 | 29⅞ | 29⅞ | 29⅞ | +⅞ | |
| 36⅞ | 18 | SSMC | | | 112 | 27⅞ | 27⅞ | 27⅞ | +⅞ | |
| 22½ | 13¼ | SabbM 1.20e | 5.7 | 8 | 184 | 14⅞ | 14⅞ | 14⅞ | +⅞ | |
| 13⅞ | 11¼ | SabbR 1.32e | .16 | 10 | 30 | 13 | 13 | 13 | | |
| 18 | 14⅞ | SigSts | | 13 | 12 | 14⅞ | 14⅞ | 14⅞ | | |
| 33⅞ | 25⅞ | SafeCo .36 | 1.1 | 24 | 179 | 31⅞ | 31⅞ | 31⅞ | +⅞ | |
| 9⅞ | 6⅞ | SalCos 1.12 | 13. | | 102 | 8⅞ | 8⅞ | 8⅞ | +⅞ | |
| 23 | 19⅞ | SalLP 1.32 | 6.8 | 5 | 3 | 22⅞ | 22⅞ | 22⅞ | | |
| 28⅞ | 11⅞ | Salant | | 14 | 40 | 28 | 28 | 28 | | |
| 10⅞ | 7⅞ | Salomon | .9 | 19 | 670 | 10⅞ | 10⅞ | 10⅞ | +2⅞ | |
| 41½ | 29 | Sallie wi | | | 47 | 41⅞ | 41⅞ | 41⅞ | | |
| 22⅞ | 22 | Salomn .64 | 2.5 | 68 | 4132 | 25⅞ | 24⅞ | 25⅞ | +⅞ | |
| 41½ | 32⅞ | SDGas 2.20 | 6.5 | 14 | 346 | 41½ | 41⅞ | 41⅞ | +⅞ | |
| 6⅞ | 4⅞ | SJuanB .21e | 2.7 | 30 | 1284 | 7⅞ | 7⅞ | 7⅞ | +⅞ | |
| 15⅞ | 11⅞ | SJuanR 2.52e | .2 | 15 | 169 | 15⅞ | 15⅞ | 15⅞ | +⅞ | |
| 34⅞ | 28⅞ | SoJdNt 2.08 | 6.8 | 22 | 95 | 31⅞ | 31⅞ | 31⅞ | +⅞ | |
| 17⅞ | 11⅞ | SFeEP 2.88 | .8 | 167 | 12⅞ | 12⅞ | 12⅞ | 12⅞ | −⅞ | |
| 23⅞ | 20 | SFePP s2.20 | 8.8 | 178 | 22⅞ | 22⅞ | 22⅞ | −⅞ | | |
| 24⅞ | 15⅞ | SFePCp | | 3666 | 22⅞ | 21⅞ | 22⅞ | +⅞ | | |
| 57⅞ | 38⅞ | SfeLnLs 1.44 | 2.5 | 17 | 1357 | 58⅞ | 58⅞ | 58⅞ | +⅞ | |
| 16-32 | 3-16 | SnSwin | | 79 | 3 | 232 | ¼ | ⅛ | −1-32 | |
| 8⅞ | 4⅞ | Sanm pfA.80 | 13. | 7 | 6 | 6 | 6 | 6 | +⅞ | |
| 33½ | 29⅞ | SCANA 2.48 | 7.4 | 12 | 823 | 33½ | 33⅞ | 33⅞ | | |
| 9⅞ | 6⅞ | Schlr .20e | 2.7 | 108 | 9⅞ | 9⅞ | 9⅞ | 9⅞ | | |
| 68⅞ | 46⅞ | SchrPlg 1.80 | 2.8 | 19 | 3218 | 65⅞ | 64⅞ | 65⅞ | +⅞ | |
| 34⅞ | 24⅞ | SchwabC 1.20 | 3.0 | 29 | 3000 | 40⅞ | 39⅞ | 40⅞ | +⅞ | |
| 12⅞ | 6⅞ | Scitch .08e | .9 | 34 | 180 | 12 | 11⅞ | 11⅞ | −⅞ | |
| 17 | 9⅞ | Scivac s | | 127 | | 10⅞ | 10⅞ | 10⅞ | +⅞ | |
| 10⅞ | 10⅞ | SciNat .22 | .8 | 14 | 3615 | u19⅞ | 19 | 19⅞ | +⅞ | |
| 14⅞ | 11⅞ | Scott s.02g | .2 | 15 | 169 | 13⅞ | 13⅞ | 13⅞ | −⅞ | |
| 44⅞ | 34⅞ | Scott .80 | 1.8 | 8 | 2220 | 45⅞ | 45⅞ | 45⅞ | +⅞ | |
| 32⅞ | 24⅞ | Scotty .80 | 3.3 | 23 | 2886 | 24⅞ | 24⅞ | 24⅞ | +⅞ | |
| 10⅞ | 8⅞ | ScudNA .07e | .7 | 66 | 89 | 9⅞ | 9⅞ | 9⅞ | | |
| 21⅞ | 22⅞ | SeaCat .40e | .7 | 28 | 1903 | 76⅞ | 65⅞ | 66⅞ | −1⅞ | |
| 14⅞ | 12⅞ | SeaCt pfI.46 | 11. | | 16 | 13⅞ | 13⅞ | 13⅞ | +⅞ | |
| 17⅞ | 14½ | SeaCt pfB2.10 | 14. | | 40 | 15⅞ | 15⅞ | 15⅞ | +⅞ | |
| 17⅞ | 15 | SeaCt pfE2.10 | 14. | | 40 | 15⅞ | 15⅞ | 15⅞ | +⅞ | |
| 11⅞ | 8⅞ | SeaGold 1.40 | 1.8 | 12 | 190 | 8⅞ | 8⅞ | 8⅞ | −⅞ | |
| 21⅞ | 12⅞ | Seagul | | 14 | 68 | 18⅞ | 18⅞ | 18⅞ | +⅞ | |
| 17⅞ | 10⅞ | SealAr s | | 5 | 1225 | 17⅞ | 16⅞ | 17⅞ | +⅞ | |
| 48⅞ | 34⅞ | Sears 2 | 4.6 | 16 | 14112 | 44⅞ | 43⅞ | 43⅞ | −⅞ | |
| 48⅞ | 33⅞ | SecPac 2.25 | 4.9 | 8 | 6573 | 46⅞ | 45⅞ | 45⅞ | +⅞ | |
| 62⅞ | 50⅞ | Security .80 | .7 | 11 | 4 | 51 | 51 | 51 | +⅞ | |
| 21⅞ | 16⅞ | SedgCp .36 | 2.2 | 18 | 609 | 16⅞ | 16⅞ | 16⅞ | | |
| 6⅞ | 3 | SeiCos | | | 140 | ⅞ | 3-16 | ⅞ | +1-16 | |
| 13⅞ | 8⅞ | Robtco | | | 176 | 11 | 10⅞ | 11 | +⅞ | |
| 20⅞ | 15⅞ | vRobins | | 12 | 458 | 30⅞ | 30¼ | 30¼ | +⅞ | |
| 20⅞ | 16½ | RochG 1.58 | 7.2 | 10 | 694 | u20⅞ | 20⅞ | 20⅞ | +⅞ | |
| 74⅞ | 44⅞ | RochTel 2.84 | 3.8 | 15 | 7 | 74⅞ | 72⅞ | 72⅞ | +⅞ | |
| 30⅞ | 18⅞ | RockTr 1.84 | 5.8 | 17 | 205 | 18⅞ | 17⅞ | 18⅞ | +⅞ | |
| 23½ | 19⅞ | Rockwl .76 | 3.5 | 7 | 1883 | 22⅞ | 22⅞ | 22⅞ | +⅞ | |
| 5⅞ | 4⅞ | RodMan | | | 55 | 5⅞ | 5⅞ | 5⅞ | −⅞ | |
| 37½ | 30⅞ | RoHaas 1.12 | 3.2 | 18 | 732 | 34⅞ | 34½ | 34½ | −⅞ | |
| 37⅞ | 25⅞ | Rohr | | 24 | 1 | 28⅞ | 28⅞ | 28⅞ | +⅞ | |
| 8⅞ | 6⅞ | RolmE s.08 | .7 | 31 | 2311 | 10⅞ | 10⅞ | 10⅞ | +⅞ | |
| 20⅞ | 16⅞ | Rollins .54 | 2.8 | 16 | 311 | 20⅞ | 20⅞ | 20⅞ | +⅞ | |
| 48⅞ | 38⅞ | Rorer .80 | 2.1 | 19 | 1772 | 37⅞ | 36⅞ | 37⅞ | +1 | |
| 8⅞ | 4½ | Rowan | | | 6202 | 6⅞ | 6 | 6¼ | +⅛ | |
| 65½ | 52⅞ | RoyDt s2.52e | 5.1 | 9 | 6224 | 64⅞ | 63⅞ | 64⅞ | +1⅞ | |
| 19 | 8⅞ | Royalnt .24e | 1.4 | 15 | 47 | 14⅞ | 14⅞ | 14⅞ | | |
| 9⅞ | 7⅞ | Royce .01e | 6.2 | | 97 | 9⅞ | 9⅞ | 9⅞ | +⅛ | |
| 32½ | 21 | Rubbmd .44 | 1.4 | 22 | 471 | 31½ | 31 | 31 | −⅛ | |
| 23½ | 18⅞ | RussBr .40 | 2.1 | 16 | 37 | 19⅞ | 19⅞ | 19⅞ | +⅞ | |
| 14⅞ | 12⅞ | RussTg .96 | 4.8 | 66 | 103 | 12⅞ | 12⅞ | 12⅞ | +⅞ | |
| 23⅞ | 18⅞ | Russell .60 | 2.3 | 15 | 855 | 22⅞ | 22⅞ | 22⅞ | +⅞ | |
| 29⅞ | 22⅞ | Ryder .80 | 2.3 | 12 | 3099 | 28⅞ | 28⅞ | 28⅞ | +⅞ | |
| 32⅞ | 22 | Ryloil s .80 | 2.1 | 16 | 369 | u28⅞ | 28⅞ | 28⅞ | +⅞ | |
| 28⅞ | 14⅞ | Ryland .80 | 2.8 | 7 | 31 | 21⅞ | 21⅞ | 21⅞ | | |
| 14⅞ | 11⅞ | Rymer | | | 43 | 11⅞ | 11⅞ | 11⅞ | | |
| 10⅞ | 7⅞ | Rymr pf1.17 | 12. | | 5 | 10 | 10 | 10 | | |
| | | — S — S — | | | | | | | | |
| 36⅞ | 30⅞ | SCEcp 2.68 | 7.1 | 12 | 8215 | 38⅞ | 38 | 38⅞ | | |
| 9½ | 6½ | SCOR U.20e | 2.3 | 7 | 17 | 9 | 8⅞ | 8⅞ | | |
| 9⅞ | 7½ | SL Ind .16 | 2.0 | 14 | 6 | 8⅞ | 8⅞ | 8⅞ | | |
| 68⅞ | 57 | SPSTec 1.20 | 1.8 | 23 | 49 | 65⅞ | 65 | 65⅞ | +⅞ | |
| 34 | 22⅞ | SPX Cp 1 | 3.4 | 8 | 138 | 29⅞ | 29⅞ | 29⅞ | +⅞ | |
| 36⅞ | 18 | SSMC | | | 112 | 27⅞ | 27⅞ | 27⅞ | +⅞ | |
| 22½ | 13¼ | SabbM 1.20e | 5.7 | 8 | 184 | 14⅞ | 14⅞ | 14⅞ | +⅞ | |
| 13⅞ | 11⅞ | SabbR 1.32e | .16 | 10 | 30 | 13 | 13 | 13 | | |
| 18 | 14⅞ | SigSts | | 13 | 12 | 14⅞ | 14⅞ | 14⅞ | | |
| 33⅞ | 25⅞ | SafeCo .36 | 1.1 | 24 | 179 | 31⅞ | 31⅞ | 31⅞ | +⅞ | |
| 9⅞ | 6⅞ | SalCos 1.12 | 13. | | 102 | 8⅞ | 8⅞ | 8⅞ | +⅞ | |
| 23 | 19⅞ | SalLP 1.32 | 6.8 | 5 | 3 | 22⅞ | 22⅞ | 22⅞ | | |
| 28⅞ | 11⅞ | Salant | | 14 | 40 | 28 | 28 | 28 | | |
| 10⅞ | 7⅞ | Salomon | .9 | 19 | 670 | 10⅞ | 10⅞ | 10⅞ | +2⅞ | |
| 41½ | 29 | Sallie wi | | | 47 | 41⅞ | 41⅞ | 41⅞ | | |
| 22⅞ | 22 | Salomn .64 | 2.5 | 68 | 4132 | 25⅞ | 24⅞ | 25⅞ | +⅞ | |
| 41½ | 32⅞ | SDGas 2.20 | 6.5 | 14 | 346 | 41⅞ | 41⅞ | 41⅞ | +⅞ | |
| 6⅞ | 4⅞ | SJuanB .21e | 2.7 | 30 | 1284 | 7⅞ | 7⅞ | 7⅞ | +⅞ | |
| 15⅞ | 11⅞ | SJuanR 2.52e | .2 | 15 | 169 | 15⅞ | 15⅞ | 15⅞ | +⅞ | |
| 34⅞ | 28⅞ | SoJdNt 2.08 | 6.8 | 22 | 95 | 31⅞ | 31⅞ | 31⅞ | +⅞ | |
| 17⅞ | 11⅞ | SFeEP 2.88 | .8 | 167 | 12⅞ | 12⅞ | 12⅞ | −⅞ | | |
| 23⅞ | 20 | SFePP s2.20 | 8.8 | 178 | 22⅞ | 22⅞ | 22⅞ | −⅞ | | |
| 24⅞ | 15⅞ | SFePCp | | 3666 | 22⅞ | 21⅞ | 22⅞ | +⅞ | | |
| 57⅞ | 38⅞ | SfeLnLs 1.44 | 2.5 | 17 | 1357 | 58⅞ | 58⅞ | 58⅞ | +⅞ | |
| 16-32 | 3-16 | SnSwin | | 79 | 3 | 232 | ¼ | ⅛ | −1-32 | |
| 8⅞ | 4⅞ | Sanm pfA.80 | 13. | 7 | 6 | 6 | 6 | 6 | +⅞ | |
| 33½ | 29⅞ | SCANA 2.48 | 7.4 | 12 | 823 | 33½ | 33⅞ | 33⅞ | | |
| 9⅞ | 6⅞ | Schlr .20e | 2.7 | 108 | 9⅞ | 9⅞ | 9⅞ | 9⅞ | | |
| 68⅞ | 46⅞ | SchrPlg 1.80 | 2.8 | 19 | 3218 | 65⅞ | 64⅞ | 65⅞ | +⅞ | |
| 34⅞ | 24⅞ | SchwabC 1.20 | 3.0 | 29 | 3000 | 40⅞ | 39⅞ | 40⅞ | +⅞ | |
| 12⅞ | 6⅞ | Scitch .08e | .9 | 34 | 180 | 12 | 11⅞ | 11⅞ | −⅞ | |
| 17 | 9⅞ | Scivac s | | 127 | | 10⅞ | 10⅞ | 10⅞ | +⅞ | |
| 10⅞ | 10⅞ | SciNat .22 | .8 | 14 | 3615 | u19⅞ | 19 | 19⅞ | +⅞ | |
| 14⅞ | 11⅞ | Scott s.02g | .2 | 15 | 169 | 13⅞ | 13⅞ | 13⅞ | −⅞ | |
| 44⅞ | 34⅞ | Scott .80 | 1.8 | 8 | 2220 | 45⅞ | 45⅞ | 45⅞ | +⅞ | |
| 32⅞ | 24⅞ | Scotty .80 | 3.3 | 23 | 2886 | 24⅞ | 24⅞ | 24⅞ | +⅞ | |
| 10⅞ | 8⅞ | ScudNA .07e | .7 | 66 | 89 | 9⅞ | 9⅞ | 9⅞ | | |
| 21⅞ | 22⅞ | SeaCat .40e | .7 | 28 | 1903 | 76⅞ | 65⅞ | 66⅞ | −1⅞ | |
| 14⅞ | 12⅞ | SeaCt pfI.46 | 11. | | 16 | 13⅞ | 13⅞ | 13⅞ | +⅞ | |
| 17⅞ | 14½ | SeaCt pfB2.10 | 14. | | 40 | 15⅞ | 15⅞ | 15⅞ | +⅞ | |
| 17⅞ | 15 | SeaCt pfE2.10 | 14. | | 40 | 15⅞ | 15⅞ | 15⅞ | +⅞ | |
| 11⅞ | 8⅞ | SeaGold 1.40 | 1.8 | 12 | 190 | 8⅞ | 8⅞ | 8⅞ | −⅞ | |
| 21⅞ | 12⅞ | Seagul | | 14 | 68 | 18⅞ | 18⅞ | 18⅞ | +⅞ | |
| 17⅞ | 10⅞ | SealAr s | | 5 | 1225 | 17⅞ | 16⅞ | 17⅞ | +⅞ | |
| 48⅞ | 34⅞ | Sears 2 | 4.6 | 16 | 14112 | 44⅞ | 43⅞ | 43⅞ | −⅞ | |
| 48⅞ | 33⅞ | SecPac 2.25 | 4.9 | 8 | 6573 | 46⅞ | 45⅞ | 45⅞ | +⅞ | |
| 62⅞ | 50⅞ | Security .80 | .7 | 11 | 4 | 51 | 51 | 51 | +⅞ | |
| 21⅞ | 16⅞ | SedgCp .36 | 2.2 | 18 | 609 | 16⅞ | 16⅞ | 16⅞ | | |
| 6⅞ | 3 | SeiCos | | | 140 | ⅞ | 3-16 | ⅞ | +1-16 | |
| 13⅞ | 8⅞ | Robtco | | | 176 | 11 | 10⅞ | 11 | +⅞ | |
| 20⅞ | 15⅞ | vRobins | | 12 | 458 | 30⅞ | 30¼ | 30¼ | +⅞ | |
| 20⅞ | 16½ | RochG 1.58 | 7.2 | 10 | 694 | u20⅞ | 20⅞ | 20⅞ | +⅞ | |
| 74⅞ | 44⅞ | RochTel 2.84 | 3.8 | 15 | 7 | 74⅞ | 72⅞ | 72⅞ | +⅞ | |
| 30⅞ | 18⅞ | RockTr 1.84 | 5.8 | 17 | 205 | 18⅞ | 17⅞ | 18⅞ | +⅞ | |
| 23½ | 19⅞ | Rockwl .76 | 3.5 | 7 | 1883 | 22⅞ | 22⅞ | 22⅞ | +⅞ | |
| 5⅞ | 4⅞ | RodMan | | | 55 | 5⅞ | 5⅞ | 5⅞ | −⅞ | |
| 37½ | 30⅞ | RoHaas 1.12 | 3.2 | 18 | 732 | 34⅞ | 34½ | 34½ | −⅞ | |
| 37⅞ | 25⅞ | Rohr | | 24 | 1 | 28⅞ | 28⅞ | 28⅞ | +⅞ | |
| 8⅞ | 6⅞ | RolmE s.08 | .7 | 31 | 2311 | 10⅞ | 10⅞ | 10⅞ | +⅞ | |
| 20⅞ | 16⅞ | Rollins .54 | 2.8 | 16 | 311 | 20⅞ | 20⅞ | 20⅞ | +⅞ | |
| 48⅞ | 38⅞ | Rorer .80 | 2.1 | 19 | 1772 | 37⅞ | 36⅞ | 37⅞ | +1 | |
| 8⅞ | 4½ | Rowan | | | 6202 | 6⅞ | 6 | 6¼ | +⅛ | |
| 65½ | 52⅞ | RoyDt s2.52e | 5.1 | 9 | 6224 | 64⅞ | 63⅞ | 64⅞ | +1⅞ | |
| 19 | 8⅞ | Royalnt .24e | 1.4 | 15 | 47 | 14⅞ | 14⅞ | 14⅞ | | |
| 9⅞ | 7⅞ | Royce .01e | 6.2 | | 97 | 9⅞ | 9⅞ | 9⅞ | +⅛ | |
| 32½ | 21 | Rubbmd .44 | 1.4 | 22 | 471 | 31½ | 31 | 31 | −⅛ | |
| 23½ | 18⅞ | RussBr .40 | 2.1 | 16 | 37 | 19⅞ | 19⅞ | 19⅞ | +⅞ | |
| 14⅞ | 12⅞ | RussTg .96 | 4.8 | 66 | 103 | 12⅞ | 12⅞ | 12⅞ | +⅞ | |
| 23⅞ | 18⅞ | Russell .60 | 2.3 | 15 | 855 | 22⅞ | 22⅞ | 22⅞ | +⅞ | |
| 29⅞ | 22⅞ | Ryder .80 | 2.3 | 12 | 3099 | 28⅞ | 28⅞ | 28⅞ | +⅞ | |
| 32⅞ | 22 | Ryloil s .80 | 2.1 | 16 | 369 | u28⅞ | 28⅞ | 28⅞ | +⅞ | |
| 28⅞ | 14⅞ | Ryland .80 | 2.8 | 7 | 31 | 21⅞ | 21⅞ | 21⅞ | | |
| 14⅞ | 11⅞ | Rymer | | | 43 | 11⅞ | 11⅞ | 11⅞ | | |
| 10⅞ | 7⅞ | Rymr pf1.17 | 12. | | 5 | 10 | 10 | 10 | | |
| | | — S — S — | | | | | | | | |
| 36⅞ | 30⅞ | SCEcp 2.68 | 7.1 | 12 | 8215 | 38⅞ | 38 | 38⅞ | | |
| 9½ | 6½ | SCOR U.20e | 2.3 | 7 | 17 | 9 | 8⅞ | 8⅞ | | |
| 9⅞ | 7½ | SL Ind .16 | 2.0 | 14 | 6 | 8⅞ | 8⅞ | 8⅞ | | |
| 68⅞ | 57 | SPSTec 1.20 | 1.8 | 23 | 49 | 65⅞ | 65 | 65⅞ | +⅞ | |
| 34 | 22⅞ | SPX Cp 1 | 3.4 | 8 | 138 | 29⅞ | 29⅞ | 29⅞ | +⅞ | |
| 36⅞ | 18 | SSMC | | | 112 | 27⅞ | 27⅞ | 27⅞ | +⅞ | |
| 22½ | 13¼ | SabbM 1.20e | 5.7 | 8 | 184 | 14⅞ | 14⅞ | 14⅞ | +⅞ | |
| 13⅞ | 11⅞ | SabbR 1.32e | .16 | 10 | 30 | 13 | 13 | 13 | | |
| 18 | 14⅞ | SigSts | | 13 | 12 | 14⅞ | 14⅞ | 14⅞ | | |
| 33⅞ | 25⅞ | SafeCo .36 | 1.1 | 24 | 179 | 31⅞ | 31⅞ | 31⅞ | +⅞ | |
| 9⅞ | 6⅞ | SalCos 1.12 | 13. | | 102 | 8⅞ | 8⅞ | 8⅞ | +⅞ | |
| 23 | 19⅞ | SalLP 1.32 | 6.8 | 5 | 3 | 22⅞ | 22⅞ | 22⅞ | | |
| 28⅞ | 11⅞ | Salant | | 14 | 40 | 28 | 28 | 28 | | |
| 10⅞ | 7⅞ | Salomon | .9 | 19 | 670 | 10⅞ | 10⅞ | 10⅞ | +2⅞ | |
| 41½ | 29 | Sallie wi | | | 47 | 41⅞ | 41⅞ | 41⅞ | | |
| 22⅞ | 22 | Salomn .64 | 2.5 | 68 | 4132 | 25⅞ | 24⅞ | 25⅞ | +⅞ | |
| 41½ | 32⅞ | SDGas 2.20 | 6.5 | 14 | 346 | 41⅞ | 41⅞ | 41⅞ | +⅞ | |
| 6⅞ | 4⅞ | SJuanB .21e | 2.7 | 30 | 1284 | 7⅞ | 7⅞ | 7⅞ | +⅞ | |
| 15⅞ | 11⅞ | SJuanR 2.52e | .2 | 15 | 169 | 15⅞ | 15⅞ | 15⅞ | +⅞ | |
| 34⅞ | 28⅞ | SoJdNt 2.08 | 6.8 | 22 | 95 | 31⅞ | 31⅞ | 31⅞ | +⅞ | |
| 17⅞ | 11⅞ | SFeEP 2.88 | .8 | 167 | 12⅞ | 12⅞

AMERICA

# Hopes of weak economic figures push Dow to high

## Wall Street

ANTICIPATING a further softening of the US economy, the Dow Jones Industrial Average recouped its Monday losses to reach a new post-crash high in heavy trading, *writes Karen Zagor in New York.*

At 2pm the Dow Jones Industrial Average was up 21.25 at 2,532.63, with 125m shares changing hands. On the New York Stock Exchange advances outpaced declines by about two to one.

At midday the Standard & Poor's 500 index was up about 2½ points. The New York Stock Exchange Composite index rose by 1½ points.

The stock market, unlike the bond market, was not moved by a rumour that Mr Alan Greenspan, chairman of the Federal Reserve, had suffered a heart attack. The Treasury's bellwether 30-year long bond slipped to its Monday close on the rumour, although it recovered quickly when the story was denied. By early afternoon the long bond was up ⅜ of a point at 108⅜, yielding 8.09. The Fed did not enter the market and Fed funds were at 9½ per cent.

The dollar slipped to Y140.50 in uneven morning trading in New York. However, by early afternoon it was back above Y141 at Y141.30 and DM1.9440, compared with Y141.15 and DM1.9579 in late Monday trading in New York.

In the absence of any economic news yesterday, both stock and bond markets were waiting for today's release of the index of leading economic indicators. This is expected to show further softening of the US economy. Analysts anticipate a decline of 0.9 per cent for May. The index was up 0.8 per cent in April.

The market was led by airline issues after a rumour that UAL, the parent of United Airlines, was an acquisition candidate. UAL leapt $7¾ to $147.

AMR, the parent of American Airlines, rose $1½ to $66¼. Delta Air Lines added $¾ to $72¾ and USAir was up $¾ at $48¾.

The oil sector also posted strong gains. Chevron jumped $2¾ to $55¼, Exxon was up $½ at $45⅞ and Amoco added $1½ to $46¼.

May department stores gained $2½ to $42½ after the company announced that it was considering selling its discount department store operations.

Hasbro, the toys and games manufacturer, slipped $½ to $21¼ following the death of the company's president. The issue was one of the most active on the American Stock Exchange.

Disney, the entertainment group, was up $2¾ at $98¼ in active trading after an analyst at Shearson Lehman Hutton raised his earnings estimates for 1989 and 1990.

Among other film companies, Columbia Pictures fell $¾ to $22⅞. Paramount, whose offer for Time Inc was rejected late Monday, fell $¼ to $60½ in active trading. Time gained $1½ to $164¾. Warner Communications was up $½ at $59¾.

USX gained $⅝ to $35⅞. The big steel company dropped more than $2 in late Monday trading after a rumour that Mr Carl Icahn would sell part of his 11 per cent stake in the company.

Among blue chip issues, Philip Morris added $1½ to $142⅞ and Merck gained $⅞ to $70½, but GTE was down $⅛ at $55⅞.

## Canada

GOLD and oil and gas stocks led the market in Toronto which remained firm in mid-session trade, although a little down on the day's opening.

The composite index edged ahead 4.6 to 3,777.4, with advances leading declines by 254 to 182 on volume of 14.8m shares.

# Taiwan keeps wary eye on fraud inquiries

**Peter Montagnon** explains the difficulties in controlling a highly speculative market

TAIWAN'S stock market dropped slightly yesterday after its record fall on Monday, but the net decline of 12.37 to 9,297.1 in the weighted index marked a recovery from an initial flurry of selling, which had seen the index slide by almost 400 points.

Brokers said the market remained nervous following the Government's attempt to crack down on the widespread practice among large investors of using surrogate accounts as a means of avoiding capital gains tax, which was introduced last year.

Yesterday's stabilisation – from a drop of 464 on Monday – came only after the Bureau of Investigation suspended its inquiry into Kuo Hua Security Company for its alleged involvement in surrogate account trading by Mr Weng Ta-ming, chairman of the Hua Lung Enterprises textiles concern.

The bureau cited shortage of manpower for temporarily halting its inquiry, but traders said the Government had become worried about the impact of a precipitous market fall.

The investigation into Kuo Hua was the second such case in the space of a week. Last week, the local Securities and Exchange Commission announced that it was probing Fu Long Securities, after allegations that it had used students as surrogates in order to evade capital gains tax, which is only levied on investors who trade more than T$10m (US$386,000) a year.

According to Mr Jo Wu of the Jih Sun Security Company, the market could fall further over the next few days as worries about the surrogate trading accounts accelerate a natural reaction to the latest upswing, which saw the index peak at 10,250 points last week – roughly double its level at the start of the year.

For the authorities, however, the affair has highlighted the difficulty of controlling a market where rapid gains have been swollen by high domestic liquidity and an illegal influx of hot money from other Asian countries attracted by the strength of the Taiwan dollar.

Stock trading in Taiwan is dominated by large retail investors and, aside from a handful of investment funds, including four reserved for foreigners with a total value of about US$800m, there are no institutional investors who can lend stability to the market.

Interest in stock trading has spread widely through the population with about 2.2m private investors, many of whom are small players. The Government risks political problems in the event of a market collapse, especially with the approach of elections in December, but it has also become increasingly worried about the inflationary effect of overvalued stock prices.

The introduction of capital gains tax last year was intended to dampen demand for equities and it led initially to a heavy setback in the market, but the surrogate account system then developed and prices again surged.

Although Taiwan's economy continues to perform moderately well, with growth stable at about 7 per cent, the stock market is notorious for its lack of response to fundamentals.

Demand is driven by the country's high savings rate and lack of alternative investment vehicles. Even within the stock market itself, equities are in short supply because there are relatively few large industrial companies and most Chinese entrepreneurs prefer not to dilute control of their businesses by permitting majority public ownership.

The difficulties facing many small and medium-sized exporters of items such as textiles and shoes, in the wake of the appreciation of the Taiwan dollar and rapid wage increases, have also driven many to seek to boost their earnings by stock market speculation. Brokers say this has aggravated the surrogate accounts problem.

Above all, the Government is now seeking to siphon off some of the country's excess liquidity into foreign investment as a means of cooling down the local stock market.

Last week it announced that three foreign brokerage firms would be permitted to set up offices in Taiwan to help channel private portfolio investment abroad.

Brokers say the chances of this making a significant difference in the long run are small.

Local investors are both mesmerised by their home market and inexperienced in dealing abroad after many years of being legally barred from doing so.

**Taiwan**

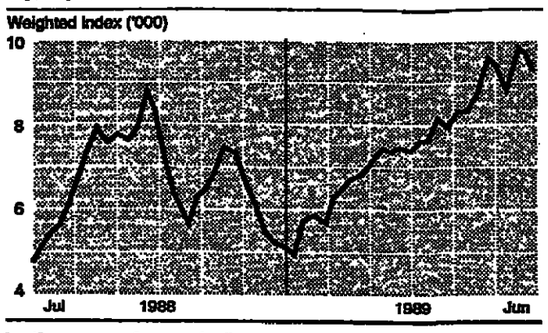


EUROPE

# Bourses focus on the US in day of consolidation

IT WAS another thin day for news in Europe, with many bourses relying more heavily than usual on Wall Street for a lead, *writes Our Markets Staff.*

FRANKFURT continued to consolidate after its recent rally, as interest rate misgivings crept back into the market. Share prices closed mostly lower, with the DAX index losing 9.86 to 1,477.89 and the FAZ index easing 2.67 to 614.45.

Volume was more subdued than in recent sessions at a moderate DM4.45bn.

"There was a certain amount of reassessment over whether interest rates might have to go up," said one analyst, adding that a rise was unlikely but possible. The latest decision on the repo rate, due today, and tomorrow's meeting of the Bundesbank lay behind the reawakening of fears.

There was little corporate news. Siemens, the most active stock, picked up in the after-market, reaching DM577.50 after closing at DM575.50, down DM5.50, after news of a contract from Bellsouth of the US for two digital telephone switching systems.

Machinery companies performed well, with MAN, which expects production this year to rise 14 per cent, up DM1.40 at DM327.50, while chemicals were weaker. Henkel, which reported higher sales on Monday, fell DM15 to DM520.50.

PARIS slipped in fairly thin trading, following Wall Street's heavy losses on Monday night. The trend in New York dominated the mood, with an early recovery on Wall Street yesterday taking French shares off their lows for the day.

A printing strike which halted production of most newspapers exacerbated the lack of stories. "The market is just biding time," said one analyst. "It was not a particularly memorable day."

Metaleurop provided one of the few bright spots, jumping FFr14.50, or 6.8 per cent, to FFr226.50 in very active trading. There was speculation that it would forecast a strong rise in profits this year at a meeting with analysts, while there were also rumours about a takeover of Preussag, its big West German shareholder.

Peugeot gained a further FFr8 to FFr1,741 before today's annual general meeting, which is due to approve a one-for-one share split. A forecast of a 53 per cent rise in first half earnings from brokers BZW Puget was an added boost.

Elf Aquitaine forecast a 30 per cent increase in first half group profits and put on FFr14 to FFr538.

The OMF 50 index fell 1.31 to 501.82 and the CAC 40 index was off 1.62 at 1,758.48 in volume put as low as FFr1.3bn. The opening CAC General lost 4.1 to 486.90.

MADRID saw strong gains in the cement sector and the general index rose 1.05 to 310.85, although volume stayed low.

Focsa jumped 325 percentage points, or 14 per cent, to 2,650 per cent of nominal market value. According to an analyst at Kleinwort Benson, about 28,000 Focsa shares have been sold short and will have to be bought back before July 24, when the existing system of credit for margin trading provided by the Junta Sindical, the stockbrokers' regulatory authority, comes to an end under Spain's "big bang".

"Somebody may have got cold feet and cancelled their short positions early," he said.

In chemicals, ERT and Cros, which are to merge, both rose sharply following news that Banco Hispano had bought 4 per cent of the combined companies. ERT gained 17.5 to 346.5 and Cros rose 16 to 440.

AMSTERDAM had a thin day again, with only Fl 619m worth of shares traded, and stocks were depressed by Wall Street's overnight losses, though they ended off lows. The CBS tendency index lost 0.3 to 190.6.

Steel stock Hoogovens gained Fl 2.40 to Fl 116.50 after a couple of days of profit-taking, while retailer Ahold was pushed down Fl 2.70 to Fl 119.30 by Monday's news that SHV's 12 per cent stake was up for sale.

MILAN declined in light turnover, with the Comit index down 1.90 at 646.64.

Banking shares were lower, with BCI, which confirmed it was discussing a share swap with Paribas of France, falling L28 to L4,671.

STOCKHOLM investors focused on shares in Skanska, the building company, which climbed in heavy trading after it said it was poised to clinch a multi-billion dollar order for a power project in India with Asea Brown Boveri, the Swedish-Swiss engineering group. Skanska's free B shares added SKr5 to SKr530 while Asea rose sharply, its free B stock gaining SKr15 to SKr605.

ZURICH had another quiet day, opening weaker after Wall Street's overnight fall, but ending above its lows. The Crédit Suisse index eased 0.4 to 604.7.

BRUSSELS inched upwards in very quiet trade. The cash market index gained 7.47 to 6,115.74.

*Société* Générale de Belgique, the holding company, gained BFr30 to BFr4,705 per share after heavy demand for the company's share offer.

VIENNA fell abruptly after reaching a series of new highs over the past month. The index shed 9.61 to 371.81, surprising some brokers who had not expected such a sharp correction. But one analyst pointed out that volumes were fairly low and the underlying mood remained positive – "it's just become a little overheated."

ASIA PACIFIC

# Nerves over politics and yen depress Nikkei

## Tokyo

A SLIGHT dip by Tokyo share prices in mixed trading was apparently in response to Monday's weakness on Wall Street and the dollar's recovery, *writes Yuriko Mita in Tokyo.*

Profit-taking pressure reinforced the downward trend and the Nikkei average closed 156.61 lower at 33,469.21, after moving from a high of 33,646.40 and a low of 33,445.17.

Advances led losses by 511 to 360, with 206 shares remaining unchanged. Trading was thin, with 569m shares changing hands, down from Monday's 441m.

The Topix index of all listed shares lost 8.06 to 2,481.74 and, in London, the ISE/Nikkei index shed 1.05 to 1,967.80.

Wariness over the present political situation in Japan kept many investors on the sidelines, analysts said. The Liberal Democratic Party (LDP) by-election defeat over the weekend seemed to reinforce concern that the LDP could suffer a heavy defeat in the two forthcoming elections. If these fears materialise, the stock market is expected to suffer.

Investors also remained nervous about the yen, which continued to weaken during the session. One analyst, who expects the dollar to stay strong, said that would cause the Nikkei average to hover around the 33,000 level and that trading would stay thin.

The closing of the June trading account also contributed to the market's poor performance, as many investors refrained from taking large positions.

Investors showed interest in selected blue chips, notably those with environmental protection products and those involved in Japan's magnetic levitation train developments. Furukawa Electric, a wire and cable maker, was the second most active share, closing Y40 higher at Y1,340. Other active shares in this category were Ebara, the pump and compressor maker, and Nippon Sanso, the industrial gases group.

Aisen Seiki, an automobile parts maker affiliated with Toyota Motors, was sought as a magnetic levitation-related stock and rose Y50 to its second consecutive all-time high of Y1,810.

Pharmaceuticals, such as Sankyo and Tanage Seiyaku, also attracted interest. Ono Pharmaceutical rose further, building on Monday's strong performance. Ono is attracting attention because of a drug that it is developing to treat diabetes-related illnesses. The drug is scheduled to be released next year.

The most active issue was Tekken Construction, a medium-sized group specialised in railway construction, closing Y60 higher at Y1,640.

Canon, down Y150 at Y1,850 as shares went ex bonus, was third most active. Canon plans to launch an 8mm camcorder that produces higher resolution images in Europe at the end of this year, in a joint venture with Sony.

Heavy-capital issues such as metals and shipbuildings proved popular in Osaka, helping the OSE average to rise 113.67 to 32,703.42. Volume improved to 75m shares against 61m shares on Monday.

## Roundup

BARGAIN-HUNTING lifted Australia and Singapore off their lows, while Hong Kong eased a little.

AUSTRALIA was lifted off its lows by late bargain-hunting for blue chips, but most share prices ended marginally easier.

Window-dressing by institutions, before the end of the fiscal year on Friday, also helped the market rise above its lowest levels. The All Ordinaries closed 0.9 off at 1,508.5 in turnover of 106m shares worth A$222m.

Bond Corp, still suffering from the tribunal finding that Mr Alan Bond was unfit to hold broadcasting licences, fell 12 cents, or 11.8 per cent, to a year low of 90 cents. Bond Media was unchanged at 29 cents.

Hooker Corp, which plunged on Monday after being granted a debt repayment moratorium, regained 8 cents to 38 cents.

HONG KONG declined as turnover shrank as investors waited for further evidence of a return to stability in China.

The Hang Seng index lost 33.92 to 2,232.65 on turnover of HK$556m, down from HK$787m on Monday.

Cheung Kong lost 20 cents to HK$6.95 amid a rumour of a placing of 10 per cent. A total of about 5.7m shares changed hands.

SINGAPORE recovered from early losses following Wall Street's overnight fall, and closed a little higher. Bargain-hunting lifted prices off their lows and the Straits Times industrial index ended 4.04 up at 1,291.62.

Turnover was moderate at 88m shares, compared with the previous day's 77m.

Malaya Glass, which is due to release results soon, gained 28 cents, or 8 per cent, to S$3.64.

SOUTH AFRICA

SENTIMENT remained positive although the Johannesburg market ended quietly easier yesterday in reaction to Monday's marked gains. Vaal Reefs slipped R5 to R320 and Freegold 50 cents to R31.50 after Monday's respective gains of R15 and R2, reflecting a slightly easier bullion price.

## FT-ACTUARIES WORLD INDICES

Jointly compiled by The Financial Times Limited, Goldman, Sachs & Co., and County NatWest/Wood Mackenzie in conjunction with the Institute of Actuaries and the Faculty of Actuaries

| NATIONAL AND REGIONAL MARKETS | MONDAY JUNE 26 1989 | | | | | | FRIDAY JUNE 23 1989 | | | DOLLAR INDEX | | |
|---|---|---|---|---|---|---|---|---|---|---|---|---|
| Figures in parentheses show number of stocks per grouping | US Dollar Index | Day's Change % | Pound Sterling Index | Local Currency Index | Day's change % local currency | Gross Div. Yield | US Dollar Index | Pound Sterling Index | Local Currency Index | 1989 High | 1989 Low | Year ago (approx) |
| Australia (84) | 132.78 | +0.4 | 127.42 | 114.68 | +0.2 | 5.14 | 132.30 | 125.17 | 114.48 | 157.12 | 128.28 | 144.34 |
| Austria (19) | 122.22 | −1.3 | 117.29 | 124.34 | −0.7 | 2.15 | 123.84 | 117.17 | 125.17 | 124.16 | 92.84 | 83.72 |
| Belgium (63) | 128.66 | −0.7 | 123.46 | 130.40 | +0.1 | 4.19 | 129.58 | 122.60 | 130.22 | 137.10 | 125.58 | 119.51 |
| Canada (123) | 140.95 | −0.2 | 135.26 | 121.87 | +0.0 | 3.28 | 141.27 | 133.66 | 121.88 | 141.80 | 124.67 | 126.99 |
| Denmark (38) | 195.59 | −0.2 | 187.69 | 202.64 | +0.8 | 1.66 | 195.96 | 185.40 | 200.96 | 195.96 | 165.35 | 127.96 |
| Finland (26) | 140.13 | −1.0 | 134.47 | 129.01 | −0.1 | 1.63 | 141.62 | 133.99 | 129.12 | 159.16 | 125.81 | 132.57 |
| France (128) | 120.92 | −0.9 | 116.03 | 125.90 | +0.0 | 3.01 | 122.05 | 115.47 | 125.92 | 122.79 | 112.57 | 95.43 |
| West Germany (100) | 89.59 | −1.2 | 85.98 | 91.15 | −0.3 | 2.23 | 90.72 | 85.83 | 91.45 | 90.72 | 79.58 | 74.94 |
| Hong Kong (49) | 94.36 | +2.3 | 90.55 | 94.41 | +2.3 | 5.67 | 92.23 | 87.26 | 92.30 | 140.33 | 86.41 | 108.43 |
| Ireland (17) | 133.82 | −0.6 | 128.42 | 138.19 | +0.0 | 3.05 | 134.69 | 127.43 | 138.13 | 151.36 | 125.00 | 135.50 |
| Italy (97) | 83.99 | −0.5 | 80.60 | 88.82 | +0.2 | 2.50 | 84.41 | 79.87 | 88.61 | 86.86 | 74.97 | 71.61 |
| Japan (455) | 178.25 | −1.5 | 171.05 | 158.65 | +0.2 | 0.50 | 181.04 | 171.29 | 158.38 | 200.11 | 164.22 | 162.13 |
| Malaysia (36) | 178.81 | −0.3 | 171.58 | 185.93 | −0.3 | 2.58 | 179.35 | 169.68 | 186.46 | 185.03 | 143.35 | 150.23 |
| Mexico (13) | 264.53 | +0.1 | 253.84 | 720.15 | −0.2 | 0.70 | 264.33 | 250.09 | 721.36 | 271.98 | 153.32 | 170.36 |
| Netherland (42) | 120.02 | −0.7 | 115.17 | 120.79 | +0.3 | 4.28 | 120.82 | 114.31 | 120.38 | 122.22 | 110.63 | 103.56 |
| New Zealand (24) | 67.57 | −0.1 | 64.84 | 61.50 | +0.5 | 6.04 | 67.64 | 63.99 | 61.17 | 76.02 | 62.64 | 80.32 |
| Norway (26) | 182.34 | −0.1 | 174.97 | 176.71 | +1.0 | 1.45 | 182.44 | 172.61 | 174.95 | 198.39 | 139.92 | 122.18 |
| Singapore (26) | 158.93 | −0.2 | 152.51 | 143.04 | −0.2 | 1.94 | 159.26 | 150.68 | 143.33 | 161.96 | 124.57 | 122.71 |
| South Africa (60) | 150.71 | +2.8 | 144.62 | 132.84 | +3.0 | 4.03 | 146.61 | 138.71 | 128.96 | 150.71 | 115.35 | 121.12 |
| Spain (43) | 147.62 | −0.5 | 141.66 | 139.57 | +0.0 | 3.66 | 148.36 | 140.38 | 139.53 | 156.17 | 143.14 | 154.17 |
| Sweden (35) | 165.19 | −0.2 | 158.52 | 162.13 | +0.7 | 2.12 | 165.56 | 156.64 | 160.97 | 165.56 | 138.45 | 117.71 |
| Switzerland (57) | 80.04 | −1.5 | 76.80 | 83.56 | −0.4 | 2.30 | 81.29 | 76.91 | 83.66 | 81.29 | 67.81 | 79.67 |
| United Kingdom (314) | 139.00 | −1.0 | 133.39 | 133.39 | +0.4 | 4.38 | 140.35 | 132.79 | 132.79 | 153.33 | 133.28 | 130.50 |
| USA (555) | 133.11 | −0.4 | 127.74 | 133.11 | −0.4 | 3.37 | 133.62 | 126.43 | 133.62 | 133.62 | 112.13 | 109.86 |
| Europe (1005) | 118.05 | −0.9 | 113.28 | 117.04 | +0.2 | 3.51 | 119.15 | 112.73 | 116.62 | 121.70 | 112.63 | 105.34 |
| Nordic (125) | 160.68 | −0.3 | 154.19 | 154.49 | +0.7 | 1.84 | 161.13 | 152.45 | 153.39 | 161.13 | 137.95 | 113.83 |
| Pacific Basin (674) | 173.43 | −1.4 | 166.42 | 154.63 | +0.2 | 0.73 | 175.93 | 166.45 | 154.32 | 194.72 | 160.44 | 159.26 |
| Euro-Pacific (1679) | 151.33 | −1.3 | 145.22 | 139.56 | +0.2 | 1.62 | 153.27 | 145.01 | 139.29 | 164.22 | 141.56 | 137.71 |
| North America (678) | 133.49 | −0.4 | 128.10 | 132.42 | −0.4 | 3.37 | 133.99 | 126.77 | 132.90 | 133.99 | 112.79 | 110.78 |
| Europe Ex. UK (691) | 104.62 | −0.9 | 100.40 | 106.93 | +0.0 | 2.88 | 105.57 | 99.88 | 106.93 | 105.57 | 96.30 | 89.67 |
| Pacific Ex. Japan (219) | 115.67 | +0.8 | 110.99 | 104.53 | +0.7 | 4.98 | 114.76 | 108.58 | 103.79 | 137.65 | 111.93 | 124.71 |
| World Ex. US (1875) | 151.03 | −1.2 | 144.93 | 139.11 | +0.2 | 1.69 | 152.85 | 144.62 | 138.81 | 162.77 | 141.49 | 137.20 |
| World Ex. UK (2116) | 144.10 | −0.9 | 138.28 | 137.43 | +0.0 | 2.05 | 145.44 | 137.61 | 137.46 | 146.04 | 136.98 | 128.23 |
| World Ex. So. Af. (2370) | 143.59 | −0.9 | 137.79 | 137.07 | +0.0 | 2.24 | 144.96 | 137.15 | 137.07 | 146.65 | 136.67 | 128.62 |
| World Ex. Japan (1975) | 127.26 | −0.5 | 122.12 | 126.03 | −0.1 | 3.48 | 127.89 | 121.00 | 126.15 | 127.89 | 114.51 | 109.56 |
| The World Index (2430) | 143.83 | −0.9 | 137.83 | 137.04 | +0.0 | 2.25 | 144.97 | 137.16 | 137.01 | 146.51 | 136.68 | 126.59 |

Copyright, The Financial Times Limited, Goldman, Sachs & Co., and County NatWest Securities Limited. 1987

CONSTITUENT CHANGES: At the quarter-end review of the FT-Actuaries World Index it was decided to make the following constituent changes with effect from July 3 1989: Deletions: Renouf Co (New Zealand). Additions: Schroders Property Fund and Westfield Trust (both Australia); Air Canada (Canada) and DAF NV (Netherlands). Classification changes to existing constituents: Amatil to Diversified Consumer Goods, CSR to BuildingMaterials and Elders IXL to Diversified Industrial (Manufacturing) (all Australia); Southdown to Building Materialsand Tenneco to Diversified Industrial (Manufacturing) (both US).
Latest prices were unavailable for this edition.

It's pretty knackered by Friday night, too.

Come Friday night most good Eurobond players are worn out. So's our book.

You see, besides providing printed and on-line prices daily, we also publish them in the Weekly Eurobond Guide.

It's packed with accurate, up-to-date information on yields, amounts outstanding, ratings, who trades the issue; as well as coupons, maturity dates, lead managers...

So, by the weekend, it's been heavily thumbed by all the better bond dealers.

No wonder it looks a little ragged round the edges.

It takes a lot of beating.

FREE TRIAL OFFER

Margaret Wilkinson,
AIBD (Systems and Information) Ltd.,
Seven Limeharbour, Docklands, London E14 9NQ.
Telephone: 01-538 5656. Fax: 01-538 4902.

Please send me a free copy of the Weekly Eurobond Guide.

Name
Company
Address

AIBD

FT 28/6/89